



EGL

EASTERN COALFIELDS LIMITED

(A subsidiary of Coal India Limited)

Propelling *Viksit Bharat* Sustainably



----- Celebrating

Years -----



Annual Report & Accounts 2024-25



Annual Report & Accounts

2024-25



EGL

EASTERN COALFIELDS LIMITED

(A subsidiary of Coal India Limited)


www.easterncoal.nic.in

CIN-U10101WB1975GOI030295



VISION

To emerge as a global player in the primary energy sector committed to provide energy security to the country by attaining environmentally & socially sustainable growth through best practices from mine to market.



MISSION

To produce and market the planned quantity of coal and coal products efficiently and economically in an eco-friendly manner with due regard to safety, conservation and quality.



Content

2-108

Corporate Overview

2	CIL Core Values
3	Corporate Information
4	Board of Directors
6	Notice of Annual General Meeting
16	Chairman's Statement
20	Operational Statistics/Financial Position
31	Directors' Profile

109-207

Statutory Reports

42	Boards' Report 2024-25
179	Statutory Auditors Report
206	Comments of the Comptroller and Auditor General of India

209-313

Financial Statements

209	Balance Sheet as on 31 st March, 2025
211	Statement of Profit & Loss for the year ended 31 st March, 2025
213	Cash Flow Statement for the year ended 31 st March, 2025
215	Statement of Changes in Equity for the year ended 31 st March, 2025
217	Corporate Information and Significant Accounting Policies
236	Notes forming part of Balance Sheet
269	Notes forming part of Statement of Profit & Loss
280	Additional Notes on Accounts
308	Glossary



ANGARA
Official Mascot of Coal India Limited

Core Values



Committed to fulfill the nation's energy demand

Integrity to deliver value to stakeholders

Learning and innovation-driven culture



CORPORATE INFORMATION

REGISTERED OFFICE

Eastern Coalfields Limited, CMDs Office, Sanctoria, Post Office
-Dishergarh, District- Paschim Bardhaman, Pin-713333, West Bengal

DIRECTORS & KEY MANAGERIAL PERSONNEL

WHOLE-TIME DIRECTORS:

Shri Satish Jha, CMD & CEO
(From 19.12.2024)
Shri Samiran Dutta, CMD & CEO (Additional Charge)
(From 28.12.2023 Up to 18.12.2024)
Md. Anzar Alam, Director (Finance) & CFO
(From 15.09.2022)
Ms. Ahuti Swain, Director (Personnel)
(From 18.11.2022 Up to 31.08.2024)
Shri Nilendu Kumar Singh, Director (Technical) P&P
(From 09.12.2022 Up to 29.04.2024)
Shri Niladri Roy, Director (Technical) Operations
(From 01.02.2023)
Shri. Gunjan Kumar Sinha, Director (HR)
(From 15.01.2025)
Shri Girish Gopinathan Nair, Director (Technical) P&P
(From 25.03.2025)

GOVT. NOMINEE DIRECTORS

Shri Mukesh Agrawal, Director (Finance),CIL
(From 18.03.2024)
Shri Manik Chandra Pandit, Director, MoC
(From 19.07.2023 Up to 31.12.2024)
Ms. Santosh, Deputy Director General, Ministry of Coal
(From 01.01.2025 Up to 16.07.2025)
Ms. Chetna Shukla, Deputy Director General, Ministry of Coal
(From 25.07.2025)

INDEPENDENT DIRECTORS

Shri Shiv Narayan Pandey
(From 01.11.2021 Up to 31.10.2024)
(Again appointed w.e.f. 28.03.2025)
Shri Shiv Tapasya Paswan
(From 01.11.2021 Up to 31.10.2024)

COMPANY SECRETARY

Shri Rambabu Pathak (From 02.07.2018)

STATUTORY AUDITORS

M/s. K A S G & Co., Dhanbad

BRANCH AUDITORS:

M/s. S Guha & Associates, Kolkata
M/s. Sudipta Ghosh & Co., Burdwan
M/s. Aich Ray Das & Chattopadhyay, Burdwan
M/s. PNP & Co., Burdwan
M/s. S K Naredi & Co., Kolkata

COST AUDITORS

M/s. K G Goyal & Associates, Jaipur (Lead Cost Auditor)
M/s. M G & Associates, Burnpur
M/s. Pant S & Associates, Ghaziabad
M/s. B. Ray & Associates, Kolkata

SECRETARIAL AUDITOR

M/s. Mehta & Mehta,
Mumbai-400018

INTERNAL AUDITORS

M/s. Mitra Roy & Datta, Kolkata
M/s. Komandoor and Co. LLP, Kolkata
M/s. DE & Bose, Kolkata
M/s. MIR and Associates, Kolkata
M/s. Chatterjee & Co., Kolkata
M/s. SDR and Associates, Bhabaneswar
M/s. PSMG and Associates, Delhi
M/s. N.A Siddiqui & Co., Lucknow
M/s. S.Srivastava and Co., Lucknow
M/s. S N Nanda and Co., Delhi
M/s. C.K.DE & Associates, Mumbai
M/s. Ghoshal and Ghosal, Kolkata
M/s. Bandyopadhyay and Dutta, Kolkata
M/s. Vinod Singhal & Co. LLP, Jaipur

LOCATION OF MINES

State: West Bengal
District: Paschim Bardhaman
Bankura
Purulia

State: Jharkhand
District: Dhanbad
Godda
Dumka
Pakur
Deoghar

BANKERS

State Bank of India
Indian Bank
Bank of India
HDFC Bank Ltd.
UCO Bank
Bank of Baroda
ICICI Bank Ltd.
Canara Bank
Axis Bank Ltd.
Punjab National Bank
Union Bank of India
Bank of Maharashtra
Central Bank of India
Indian Overseas Bank
Kotak Mahindra Bank
Punjab and Sind Bank

DEPOSITORY

M/s. National Securities Depository Limited

REGISTRAR AND SHARE TRANSFER AGENT

M/s. NDML

ISIN: INE06V901011



BOARD OF DIRECTORS

Board of Directors (During 2024-25)

WHOLE-TIME DIRECTORS

Shri Satish Jha, CMD & CEO
(From 19.12.2024)

Shri Samiran Dutta, CMD & CEO (Additional Charge)
(From 28.12.2023 Up to 18.12.2024)

Md. Anzar Alam, Director (Finance) & CFO
(From 15.09.2022)

Ms. Ahuti Swain, Director (Personnel)
(From 18.11.2022 Up to 31.08.2024)

Shri Nilendu Kumar Singh, Director (Technical) P&P
(From 09.12.2022 Up to 29.04.2024)

Shri Niladri Roy, Director (Technical) Operations
(From 01.02.2023)

Shri. Gunjan Kumar Sinha, Director (HR)
(From 15.01.2025)

Shri Girish Gopinathan Nair, Director (Technical) P&P
(From 25.03.2025)

GOVT. NOMINEE DIRECTORS

Shri Mukesh Agrawal, Director (Finance),CIL
(From 18.03.2024)

Shri Manik Chandra Pandit, Director, MoC
(From 19.07.2023 Up to 31.12.2024)

Ms. Santosh, Deputy Director General, Ministry of Coal
(From 01.01.2025 Up to 16.07.2025)

INDEPENDENT DIRECTORS

Shri Shiv Narayan Pandey
(From 01.11.2021 Up to 31.10.2024)
(Again appointed w.e.f. 28.03.2025)

Shri Shiv Tapasya Paswan
(From 01.11.2021 Up to 31.10.2024)

COMPANY SECRETARY

Shri Rambabu Pathak
(From 02.07.2018)

Board of Directors (As on 08.08.2025)

CHAIRMAN CUM MANAGING DIRECTOR/CEO

Shri Satish Jha, CMD & CEO

WHOLE TIME DIRECTORS

Md. Anzar Alam, Director (Finance)-cum-CFO

Shri Niladri Roy, Director (Technical) Operations

Shri Gunjan Kumar Sinha, Director (HR)

Shri Girish Gopinathan Nair, Director (Technical) P&P

GOVT. NOMINEE DIRECTORS

Shri Mukesh Agrawal, Director (Finance), CIL

Ms. Chetna Shukla, Deputy Director General, Ministry of Coal

INDEPENDENT DIRECTORS

Shri Shiv Narayan Pandey

CHIEF FINANCIAL OFFICER

Md. Anzar Alam, Director (Finance)-cum-CFO

COMPANY SECRETARY

Shri Rambabu Pathak



BOARD OF DIRECTORS



Shri Satish Jha
Chairman-cum-Managing
Director, ECL



Shri Mukesh Agrawal
Director (Finance), CIL
Part Time Official Director, ECL



Dr. Chetna Shukla
Deputy Director General,
Ministry of Coal
Part Time Official Director, ECL



Md. Anzar Alam
Director (Finance), ECL



Shri. Niladri Roy
Director (Technical) Operations,
ECL



Shri Gunjan Kumar Sinha
Director (Human Resource),
ECL



Shri Girish Gopinathan Nair
Director (Technical)
Project & Planning, ECL



Shri Rambabu Pathak
Sr. Manager (Finance)/
Company Secretary, ECL



Shri Shiv Narayan Pandey
Part Time Non-official Director, ECL



ईस्टर्न कोलफील्ड्स लिमिटेड
Eastern Coalfields Limited
 (कोल इंडिया की एक अनुषंगी)
 (A Subsidiary of Coal India Limited)
 (भारत सरकार का एक उपक्रम)
 (A Govt. of India Undertaking)

Telefax: 0341-2520546

E-Mail: companysecretary.ecl@coalindia.in

Ref. No. ECL:CS:15(2025)/10462

30th July, 2025

NOTICE OF 50th ANNUAL GENERAL MEETING

Notice is hereby given to the members of Eastern Coalfields Limited that the Fiftieth (50th) Annual General Meeting ("AGM") of the Shareholders of Eastern Coalfields Limited ("the Company") will be held on **Friday, 1st August, 2025 at 11:30 A.M.** at the Registered Office of the Company, CMDs Office, Sanctoria, PO-Dishergarh, Paschim Bardhaman, PIN-713333, West Bengal to transact the following businesses through Video Conferencing ("VC")/Other Audio Visual Means ("OAVM"): -

ORDINARY BUSINESS:

- To receive, consider and adopt the Audited Balance Sheet as at 31st March, 2025, Statement of Profit and Loss for the financial year 2024-25, Cash Flow Statement together with all Notes, Additional Notes on the Financial Statements and Significant Accounting Policy for the year 2024-25, the Reports of Statutory Auditor & Comptroller & Auditor General of India and Boards' Report for the financial year 2024-25.
- To appoint a Director in place of Shri Niladri Roy (DIN-10055093), Director who retires by rotation in terms of Section 152(6) of the Companies Act, 2013 and being eligible, offer herself for reappointment.

SPECIAL BUSINESS:

- To ratify the Remuneration of Cost Auditors for the financial year 2024-25 and to consider and if thought fit pass with or without modification, the following resolution as an **Ordinary Resolution:**

"RESOLVED THAT Cost Auditors appointed by the Board of Directors for the financial year 2024-25 for undertaking Cost Audit work of the company be and are hereby paid the following remuneration pursuant to Section 148(3) of the Companies Act, 2013:

Sl. No	Name of the Cost Auditor	Remuneration for Cost Audit for the year 2024-25 (in Rs.)
1.	M/s. K G Goyal & Associates	6,60,000.00
2.	M/s. M G & Associates	6,30,000.00
3.	M/s. Pant S & Associates	5,41,500.00
4.	M/s. B Ray & Associates	2,71,500.00
Total: (Rupees Twenty-One Lakh Three Thousand) only.		21,03,000.00

पंजीकृत कार्यालय / Regd. Office

सांकतोड़िया, पो : डिसेरगढ़, जिला : पश्चिम बर्द्धमान (प०ब०), पिन-713333 Sanctoria, P.O. Dishergarh, Dist. Paschim Bardhaman (W.B.), PIN-7133

दूरभाष / Phone : 0341-2520545, फैक्स / Fax : 0341-2523574, ई-मेल/E-mail : cmd.ecl.cil@coalindia.in

सीआईएन/CIN : U10101WB1975G01030295, वेबसाइट /Website: www.easterncoal.nic.in



The appointment of the above firms as Cost Auditors of Eastern Coalfields Limited for the financial year 2024-25 shall be guided by the terms and conditions as mentioned in the Expression of Interest (EOI)."

**By order of the Board
For Eastern Coalfields Limited**

(रामबाबू पाठक)

(Rambabu Pathak)

वरिष्ठ प्रबंधक (वित्त)/कंपनी सचिव

Sr. Manager (Finance)/Company Secretary

Dated: 30th July, 2025

Registered Office:

CIN-U10101WB1975GOI030295

Eastern Coalfields Limited,

Sanctoria, P.O. Dishergarh,

Dist.- Paschim Bardhaman

PIN: 713333, West Bengal

Notes:

1. The Ministry of Corporate Affairs ("MCA") permitted holding of the AGM through VC/OAVM, without physical presence of the Members at a common venue. In compliance with the MCA Circulars, Annual General Meeting of the Company is being held through VC/OAVM. The Registered Office of the Company shall be deemed to be the venue for the AGM. [General Circular Nos. 14/2020 dated April 08, 2020 and 17/2020 dated April 13, 2020, in relation to "Clarification on passing of ordinary and special resolutions by companies under the Companies Act, 2013", General Circular Nos. 20/2020 dated May 5, 2020 and subsequent circulars issued in this regard, the latest being 09/2024 dated September 19, 2024 in relation to "Clarification on holding of AGM through VC/ OAVM, collectively referred to as "MCA Circulars"]
2. Since this AGM is being held pursuant to MCA Circulars through VC/OAVM, physical attendance of Members has been dispensed with. Accordingly, the facility for appointment of proxies by the Members will not be available for the AGM and hence the Proxy Form and Attendance Slip are not annexed to this Notice. However, in pursuance of sections 112 and 113 of the Companies Act, 2013 representatives of the members may be appointed for participation and voting through VC or OAVM. For attending meeting through VC or OAVM, link shall be provided from the companies authorized e-mail ID well in advance and the facility for joining the meeting shall be kept open at least 15 minutes before the time scheduled to start the meeting and shall not be closed 15 minutes after such scheduled time.
3. Pursuant to Section 139(5) of the Companies Act, 2013, the Auditors of a Government Company are to be appointed or re-appointed by the Comptroller and Auditor General of India (C&AG) and in terms Section 142(1) of the Companies Act, 2013, their remuneration has to be fixed by the Company in the Annual General Meeting or in such manner

पंजीकृत कार्यालय / Regd. Office

सांकतोडिया, पो : डिसेरगढ़, जिला : पश्चिम बर्द्धमान (प०ब०), पिन-713333 Sanctoria, P.O. Dishergarh, Dist. Paschim Bardhaman (W.B.), PIN-7133

दूरभाष / Phone : 0341-2520545, फैक्स / Fax : 0341-2523574, ई-मेल/E-mail : cmd.ecl.cil@coalindia.in

सीआईएल/CIN : U10101WB1975GOI030295, वेबसाइट /Website: www.easterncoal.nic.in



as the Company in General Meeting may determine. The Members of your Company in its Extra Ordinary General Meeting held on 30th July, 2001 authorized the Board of Directors to fix the remuneration of Statutory Auditors.

4. The Explanatory Statement pursuant to Section 102(1) of the Companies Act, 2013 in respect of Special business is annexed herewith.
5. The shareholders are requested to give their consent for calling the Annual General Meeting at a shorter notice pursuant to the provisions of section 101(1) of the Companies Act, 2013.

Copy to:

1. M/s. K A S G & Co., Chartered Accountants, Statutory Auditors, 2nd Floor, Shree Laxmi Complex, Shastri Nagar, Dhanbad, Jharkhand - 826001
2. M/s. Mehta & Mehta, Company Secretaries, Secretarial Auditors, 201-206, Shiv Smriti Chambers, 2nd Floor, 49A, Dr. Annie Besant Road, Above Corporation Bank, Worli, Mumbai - 400018
3. M/s. K G Goyal and Associates, Cost Auditors, 289, Mahaveer Nagar 2, Maharani Farm, Gayatri Nagar B, Durgapura, Jaipur, Rajasthan 302018
4. All Directors, Eastern Coalfields Limited.

पंजीकृत कार्यालय / Regd. Office

सांकतोड़िया, पो : डिसेरगढ़, जिला : पश्चिम बर्द्धमान (प०ब०), पिन-713333 Sanctoria, P.O. Dishergarh, Dist. Paschim Bardhaman (W.B.), PIN-7133

दूरभाष / Phone : 0341-2520545, फ़ैक्स / Fax : 0341-2523574, ई-मेल/E-mail : cmd.ecl.cil@coalindia.in

सीआईएन/CIN : U10101WB1975G01030295, वेबसाइट /Website: www.easterncoal.nic.in



STATEMENT PURSUANT TO SECTION 102 (i) OF COMPANIES ACT, 2013

Annexed to the Notice convening the Fiftieth (50th) Annual General Meeting to be held on **Friday, 1st August, 2025**.

SPECIAL BUSINESS: Item No.-3

As per section 148(3) of the Companies Act, 2013 read with Rule 14(a)(ii) of the Companies (Audit and Auditors) Rules, 2014, the remuneration of the Cost Auditor as recommended by the Audit Committee and approved by the Board of Directors is to be ratified subsequently by the shareholders.

The Audit Committee of Eastern Coalfields Limited in its 141st meeting held on 24th September, 2024 recommended and the Board of Directors of Eastern Coalfields Limited in its 377th meeting held on 24th September, 2024 has approved the appointment of following Cost Accountants Firms as Cost Auditor for financial year 2024-25 along with the following remuneration which is to be ratified in the ensuing AGM:

Sl. No	Name of the Cost Auditor	Remuneration for Cost Audit for the year 2024-25 (in Rs.)
1.	M/s. K G Goyal & Associates	6,60,000.00
2.	M/s. M G & Associates	6,30,000.00
3.	M/s. Pant S & Associates	5,41,500.00
4.	M/s. B Ray & Associates	2,71,500.00
Total: (Rupees Twenty-One Lakh Three Thousand) only.		21,03,000.00

The appointment of the above firms as Cost Auditors of Eastern Coalfields Limited for the financial year 2024-25 shall be guided by the terms and conditions as mentioned in the Expression of Interest (EOI). In terms of Section 148 of the Companies Act, 2013 read with the Companies (Audit and Auditors) Rules, 2014, remuneration of the Cost Auditors is required to be ratified by the Members of the Company. None of the Directors and Key Managerial Personnel of the Company, or their relatives, is interested in this Resolution.

**By order of the Board
For Eastern Coalfields Limited**

(रामबाबू पाठक)

(Rambabu Pathak)

वरिष्ठ प्रबंधक (वित्त)/कंपनी सचिव

Sr. Manager (Finance)/Company Secretary

Dated: 30th July, 2025

Registered Office:

CIN-U10101WB1975GOI030295

Eastern Coalfields Limited,

Sanctoria, P.O. Dishergarh,

Dist.- Paschim Bardhaman

PIN: 713333, West Bengal

पंजीकृत कार्यालय / Regd. Office

सांकतोडिया, पो : डिसेरगढ़, जिला : पश्चिम बर्द्धमान (प०ब०), पिन-713333 Sanctoria, P.O. Dishergarh, Dist. Paschim Bardhaman (W.B.), PIN-7133

दूरभाष / Phone : 0341-2520545, फैक्स / Fax : 0341-2523574, ई-मेल/E-mail : cmd.ecl.cil@coalindia.in

सीआईएन/CIN : U10101WB1975GOI030295, वेबसाइट /Website: www.easterncoal.nic.in



Name and designation of Director	Shri. Niladri Roy, Director (Technical) Operations, ECL
DIN	10055093
Date of Birth	11.04.1966
Nationality	Indian
Date of Appointment in the Board	01.02.2023
Terms and conditions of appointment/re- appointment and details of remuneration sought and remuneration last drawn	As per appointment letter issued by Ministry of Coal, GOI
Qualification and Experience	B. Tech from IIT-ISM, Dhanbad in the year 1987 and obtained 1st Class Mine Manager Certification in the year 1990
Shareholding in the company	NIL
Relationship with other Directors, Manager and Other KMP	NIL
No. of Meeting of Board attended during the year 2024-25	11
List of Directorship held in other Companies	Coal Gas India Limited
Chairman / Membership of other Committee in ECL	Member of: a. Sub-Committee of ECL Board on "C.S.R."; b. Audit Committee; c. Sub-Committee ECL Board for "Evaluation, Appraisal and Approval of Projects" d. Sub-Committee of ECL Board on "Risk Management"

पंजीकृत कार्यालय / Regd. Office

सांकतोड़िया, पो : डिसेरगढ़, जिला : पश्चिम बर्द्धमान (प०ब०), पिन-713333 Sanctoria, P.O. Dishergarh, Dist. Paschim Bardhaman (W.B.), PIN-7133

दूरभाष / Phone : 0341-2520545, फैक्स / Fax : 0341-2523574, ई-मेल/E-mail : cmd.ecl.cil@coalindia.in

सीआईएन/CIN : U10101WB1975G01030295, वेबसाइट /Website: www.easterncoal.nic.in



ईस्टर्न कोलफील्ड्स लिमिटेड
Eastern Coalfields Limited
 (कोल इंडिया की एक अनुषंगी)
 (A Subsidiary of Coal India Limited)
 (भारत सरकार का एक उपक्रम)
 (A Govt. of India Undertaking)

Telefax: 0341-2520546

E-Mail: companysecretary.ecl@coalindia.in

Ref. No. ECL:CS:15(2025)/10472

4th August, 2025

NOTICE OF THE ADJOURNED 50th ANNUAL GENERAL MEETING

Notice is hereby given to the members of Eastern Coalfields Limited that the **Adjourned** Fiftieth (50th) Annual General Meeting ("AGM") of the Shareholders of Eastern Coalfields Limited ("the Company") will be held on **Friday, 8th August, 2025 at 11:30 A.M.** at the Registered Office of the Company, CMDs Office, Sanctoria, PO-Dishergarh, Paschim Bardhaman, PIN-713333, West Bengal to transact the following businesses through Video Conferencing ("VC")/Other Audio Visual Means ("OAVM"):

ORDINARY BUSINESS:

- To receive, consider and adopt the Audited Balance Sheet as at 31st March, 2025, Statement of Profit and Loss for the financial year 2024-25, Cash Flow Statement together with all Notes, Additional Notes on the Financial Statements and Significant Accounting Policy for the year 2024-25, the Reports of Statutory Auditor & Comptroller & Auditor General of India and Boards' Report for the financial year 2024-25.
- To appoint a Director in place of Shri Niladri Roy (DIN-10055093), Director who retires by rotation in terms of Section 152(6) of the Companies Act, 2013 and being eligible, offer himself for reappointment.

SPECIAL BUSINESS:

- To ratify the Remuneration of Cost Auditors for the financial year 2024-25 and to consider and if thought fit pass with or without modification, the following resolution as an **Ordinary Resolution**:

"RESOLVED THAT Cost Auditors appointed by the Board of Directors for the financial year 2024-25 for undertaking Cost Audit work of the company be and are hereby paid the following remuneration pursuant to Section 148(3) of the Companies Act, 2013:

Sl. No	Name of the Cost Auditor	Remuneration for Cost Audit for the year 2024-25 (in Rs.)
1.	M/s. K G Goyal & Associates	6,60,000.00
2.	M/s. M G & Associates	6,30,000.00
3.	M/s. Pant S & Associates	5,41,500.00
4.	M/s. B Ray & Associates	2,71,500.00
Total: (Rupees Twenty-One Lakh Three Thousand) only.		21,03,000.00

पंजीकृत कार्यालय / Regd. Office

सांकतोड़िया, पो : डिसेरगढ़, जिला : पश्चिम बर्द्धमान (प०ब०), पिन-713333 Sanctoria, P.O. Dishergarh, Dist. Paschim Bardhaman (W.B.), PIN-7133

दूरभाष / Phone : 0341-2520545, फैक्स / Fax : 0341-2523574, ई-मेल/E-mail : cmd.ecl.cil@coalindia.in

सीआईएन/CIN : U10101WB1975G01030295, वेबसाइट /Website: www.easterncoal.nic.in



ईस्टर्न कोलफील्ड्स लिमिटेड
Eastern Coalfields Limited
(कोल इंडिया की एक अनुषंगी)
(A Subsidiary of Coal India Limited)
(भारत सरकार का एक उपक्रम)
(A Govt. of India Undertaking)

The appointment of the above firms as Cost Auditors of Eastern Coalfields Limited for the financial year 2024-25 shall be guided by the terms and conditions as mentioned in the Expression of Interest (EOI)."

**By order of the Board
For Eastern Coalfields Limited**



(रामबाबू पाठक)
(Rambabu Pathak)
वरिष्ठ प्रबंधक (वित्त)/कंपनी सचिव
Sr. Manager (Finance)/Company Secretary

Dated: 4th August, 2025

Registered Office:

CIN-U10101WB1975GOI030295

Eastern Coalfields Limited,

Sanctoria, P.O. Dishergarh,

Dist.- Paschim Bardhaman

PIN: 713333, West Bengal

Notes:

1. The Ministry of Corporate Affairs ("MCA") permitted holding of the AGM through VC/OAVM, without physical presence of the Members at a common venue. In compliance with the MCA Circulars, Annual General Meeting of the Company is being held through VC/OAVM. The Registered Office of the Company shall be deemed to be the venue for the AGM. [General Circular Nos. 14/2020 dated April 08, 2020 and 17/2020 dated April 13, 2020, in relation to "Clarification on passing of ordinary and special resolutions by companies under the Companies Act, 2013", General Circular Nos. 20/2020 dated May 5, 2020 and subsequent circulars issued in this regard, the latest being 09/2024 dated September 19, 2024 in relation to "Clarification on holding of AGM through VC/ OAVM, collectively referred to as "MCA Circulars"]
2. Since this **Adjourned** Annual General Meeting is being held pursuant to MCA Circulars through VC/OAVM, physical attendance of Members has been dispensed with. Accordingly, the facility for appointment of proxies by the Members will not be available for the **Adjourned** Annual General Meeting and hence the Proxy Form and Attendance Slip are

पंजीकृत कार्यालय / Regd. Office

सांकतोड़िया, पो : डिसेरगढ़, जिला : पश्चिम बर्द्धमान (प०ब०), पिन-713333 Sanctoria, P.O. Dishergarh, Dist. Paschim Bardhaman (W.B.), PIN-7133

दूरभाष / Phone : 0341-2520545, फैक्स / Fax : 0341-2523574, ई-मेल/E-mail : cmd.ecl.cil@coalindia.in

सीआईएल/CIN : U10101WB1975GOI030295, वेबसाइट /Website: www.easterncoal.nic.in



ईस्टर्न कोलफील्ड्स लिमिटेड
Eastern Coalfields Limited
(कोल इंडिया की एक अनुषंगी)
(A Subsidiary of Coal India Limited)
(भारत सरकार का एक उपक्रम)
(A Govt. of India Undertaking)

not annexed to this Notice. However, in pursuance of sections 112 and 113 of the Companies Act, 2013 representatives of the members may be appointed for participation and voting through VC or OAVM. For attending meeting through VC or OAVM, link shall be provided from the companies authorized e-mail ID well in advance and the facility for joining the meeting shall be kept open at least 15 minutes before the time scheduled to start the meeting and shall not be closed 15 minutes after such scheduled time.

3. Pursuant to Section 139(5) of the Companies Act, 2013, the Auditors of a Government Company are to be appointed or re-appointed by the Comptroller and Auditor General of India (C&AG) and in terms Section 142(1) of the Companies Act, 2013, their remuneration has to be fixed by the Company in the Annual General Meeting or in such manner as the Company in General Meeting may determine. The Members of your Company in its Extra Ordinary General Meeting held on 30th July, 2001 authorized the Board of Directors to fix the remuneration of Statutory Auditors.
4. The Explanatory Statement pursuant to Section 102(1) of the Companies Act, 2013 in respect of Special business is annexed herewith.
5. The shareholders are requested to give their consent for calling the Annual General Meeting at a shorter notice pursuant to the provisions of section 101(1) of the Companies Act, 2013.

Copy to:

1. M/s. K A S G & Co., Chartered Accountants, Statutory Auditors, 2nd Floor, Shree Laxmi Complex, Shastri Nagar, Dhanbad, Jharkhand - 826001
2. M/s. Mehta & Mehta, Company Secretaries, Secretarial Auditors, 201-206, Shiv Smriti Chambers, 2nd Floor, 49A, Dr. Annie Besant Road, Above Corporation Bank, Worli, Mumbai - 400018
3. M/s. K G Goyal and Associates, Cost Auditors, 289, Mahaveer Nagar 2, Maharani Farm, Gayatri Nagar B, Durgapura, Jaipur, Rajasthan 302018
4. All Directors, Eastern Coalfields Limited.

पंजीकृत कार्यालय / Regd. Office

सांकतोड़िया, पो : डिसेरगढ़, जिला : पश्चिम बर्द्धमान (प०ब०), पिन-713333 Sanctoria, P.O. Dishergarh, Dist. Paschim Bardhaman (W.B.), PIN-7133

दूरभाष / Phone : 0341-2520545, फैक्स / Fax : 0341-2523574, ई-मेल/E-mail : cmd.ecl.cil@coalindia.in

सीआईएन/CIN : U10101WB1975G01030295, वेबसाइट /Website: www.easterncoal.nic.in



STATEMENT PURSUANT TO SECTION 102 (i) OF COMPANIES ACT, 2013

Annexed to the Notice convening the **Adjourned** Fiftieth (50th) Annual General Meeting to be held on **Friday, 8th August, 2025**.

SPECIAL BUSINESS: Item No.-3

As per section 148(3) of the Companies Act, 2013 read with Rule 14(a)(ii) of the Companies (Audit and Auditors) Rules, 2014, the remuneration of the Cost Auditor as recommended by the Audit Committee and approved by the Board of Directors is to be ratified subsequently by the shareholders.

The Audit Committee of Eastern Coalfields Limited in its 141st meeting held on 24th September, 2024 recommended and the Board of Directors of Eastern Coalfields Limited in its 377th meeting held on 24th September, 2024 has approved the appointment of following Cost Accountants Firms as Cost Auditor for financial year 2024-25 along with the following remuneration which is to be ratified in the ensuing Annual General Meeting:

Sl. No	Name of the Cost Auditor	Remuneration for Cost Audit for the year 2024-25 (in Rs.)
1	M/s. K G Goyal & Associates	6,60,000.00
2	M/s. M G & Associates	6,30,000.00
3	M/s. Pant S & Associates	5,41,500.00
4	M/s. B Ray & Associates	2,71,500.00
Total: (Rupees Twenty-One Lakh Three Thousand) only.		21,03,000.00

The appointment of the above firms as Cost Auditors of Eastern Coalfields Limited for the financial year 2024-25 shall be guided by the terms and conditions as mentioned in the Expression of Interest (EOI). In terms of Section 148 of the Companies Act, 2013 read with the Companies (Audit and Auditors) Rules, 2014, remuneration of the Cost Auditors is required to be ratified by the Members of the Company. None of the Directors and Key Managerial Personnel of the Company, or their relatives, is interested in this Resolution.

**By order of the Board
For Eastern Coalfields Limited**



(रामबाबू पाठक)

(Rambabu Pathak)

वरिष्ठ प्रबंधक (वित्त)/कंपनी सचिव

Sr. Manager (Finance)/Company Secretary

Dated: 4th August, 2025

Registered Office:

CIN-U10101WB1975GOI030295

Eastern Coalfields Limited,

Sanctoria, P.O. Dishergarh,

Dist.- Paschim Bardhaman

PIN: 713333, West Bengal

पंजीकृत कार्यालय / Regd. Office

सांकतोड़िया, पो : डिसेरगढ़, जिला : पश्चिम बर्द्धमान (प०ब०), पिन-713333 Sanctoria, P.O. Dishergarh, Dist. Paschim Bardhaman (W.B.), PIN-7133

दूरभाष / Phone : 0341-2520545, फैक्स / Fax : 0341-2523574, ई-मेल/E-mail : cmd.ecl.cil@coalindia.in

सीआईएन/CIN : U10101WB1975GOI030295, वेबसाइट /Website: www.easterncoal.nic.in



Name and designation of Director	Shri. Niladri Roy, Director (Technical) Operations, ECL
DIN	10055093
Date of Birth	11.04.1966
Nationality	Indian
Date of Appointment in the Board	01.02.2023
Terms and conditions of appointment/re- appointment and details of remuneration sought and remuneration last drawn	As per appointment letter issued by Ministry of Coal, GOI
Qualification and Experience	B. Tech from IIT-ISM, Dhanbad in the year 1987 and obtained 1st Class Mine Manager Certification in the year 1990
Shareholding in the company	NIL
Relationship with other Directors, Manager and Other KMP	NIL
No. of Meeting of Board attended during the year 2024-25	11
List of Directorship held in other Companies	Coal Gas India Limited
Chairman / Membership of other Committee in ECL	Member of: a. Sub-Committee of ECL Board on "C.S.R."; b. Audit Committee; c. Sub-Committee ECL Board for "Evaluation, Appraisal and Approval of Projects" d. Sub-Committee of ECL Board on "Risk Management"

पंजीकृत कार्यालय / Regd. Office

सांकतोड़िया, पो : डिसेरगढ़, जिला : पश्चिम बर्द्धमान (प०ब०), पिन-713333 Sanctoria, P.O. Dishergarh, Dist. Paschim Bardhaman (W.B.), PIN-7133

दूरभाष / Phone : 0341-2520545, फैक्स / Fax : 0341-2523574, ई-मेल/E-mail : cmd.ecl.cil@coalindia.in

सीआईएन/CIN : U10101WB1975G01030295, वेबसाइट /Website: www.easterncoal.nic.in



Chairman's Statement

Esteemed **Shareholders**, Respected Members of the Board, Distinguished Guests, Government Representatives, Employees and Their Families, Trade Union Leaders, Stakeholders, and Friends:

It gives me immense pride and a profound sense of duty to address you all at this historic **50th Annual General Meeting** of Eastern Coalfields Limited (ECL). This Golden Jubilee not only marks a momentous milestone for ECL, but also offers an occasion to reflect on five decades of our service to the nation — a service deeply interwoven with the story of India's progress, industrial expansion, and energy transition.

As your Chairman, I am honoured to present our achievements over the past year, contextualize them against the wider journey of this organization, and set forth our vision for the future. This statement attempts to do justice to both the scale of our historical impact and our current and future responsibilities.

1. A Journey of Five Remarkable Decades

Since its inception in 1975, Eastern Coalfields Limited, as a subsidiary of Coal India Limited, has been at the forefront of meeting India's energy demands, especially in the eastern region. Our operations — spread across West Bengal and Jharkhand — span the heartland of Indian coal reserves, powering industries and households, enabling social transformation, and creating livelihoods for hundreds of thousands of families. Our journey is marked with different challenges: market reforms, regulatory shifts, global volatility, rapid technological change, and, above all, the shifting imperatives of balancing economic growth with social equity and environmental care.

Across the decades, what has enabled us to consistently deliver is our unwavering commitment to our core values: operational excellence, innovation, safety, environmental stewardship, community engagement, and integrity in governance.

Today, as we celebrate the golden milestone of fifty years, we pay tribute to the generations of miners, engineers, staff, and leaders who have built this company — on the ground, at the coalface, in the boardrooms, and within the communities that surround our operations.

2. Performance Highlights for FY 2024-25

This has been a landmark year for ECL — one that stands out not only by statistical markers but by the qualitative strides we have made in every facet of our functioning.

2.1 Highest Ever Growth across Key Production Parameters

- Record Coal Production: ECL achieved the highest ever coal production of 52.035 MT, registering a significant increase for the year with a growth of 9.41% over previous year, outpacing all other subsidiaries of Coal India Limited. Our total output reached unprecedented figures, surpassing several internal benchmarks.



- **Overburden (OB) Removal Milestone:** With the highest OB removal since inception — 187,167 million cubic meters — we have laid the foundation for future mining activity, enhanced capacity utilization, and improved mine-life indices.
- **Coal Off-take and Dispatch Peaks:** Our coal off-take also saw new highs, registering a significant increase for the year with a growth of 13.76% over previous year, outpacing all other subsidiaries of Coal India Limited which reflects improved evacuation, coordination with railways and end-users.

These achievements stand as testimony to our team's dedication, technological up-gradation, and process streamlining.

2.2 Financial Strength and Discipline

- **Profitability:** We have sustained profitability for the third consecutive year, with profits underpinned by enhanced productivity, prudent cost management, digitization, and operational reforms. During the FY – 2024-25, the Gross sales turnover was Rs. 20,183.54 Crore compared to Rs. 18,999.97 Crore in the previous year resulting in increase of 6.23% over previous year. The Company earned a PBT of Rs. 301.22 Crore and PAT of Rs. 204.49 Crore against previous year PBT of Rs. 213.49 Crore and PAT of Rs. 251.59 Crore. The Net Worth of the company as on 31st March, 2025 stood at Rs. 3,100.47 Crore.

2.3 Industry Recognition and Awards

- **Corporate Governance:** Eastern Coalfields Limited was awarded with the Best Corporate Governance Award by Indian Chamber of Commerce (ICC) at the 15th India Corporate Governance & Sustainability Vision Summit held in New Delhi. This award is a testament to ECL's commitment towards Corporate Governance and Sustainability.
- **Sustainability Award:** Our teams have been honoured with prestigious awards for sustainability and safety, reinforcing the workplace culture of accountability and care. Eastern Coalfields Limited has been honored with the SEAL Business Sustainability Award in Gold Category in Mumbai. This recognition reflects our commitment to sustainable practices, innovation and creating lasting positive impact for our community and the planet.

3. Operational Excellence and Innovation

3.1. Modernization of Mining Operations

ECL continues to lead the way in upgrading its technical capabilities:

- **Mechanisation:** Expansion of Continuous Miner and Longwall Technology, adoption of Highwall and surface miners, and continuous productivity-driven equipment modernisation.
- **Digitisation:** Deployment of Integrated Mine Management Systems, GPS-enabled real-time tracking of coal and overburden, and automated weighbridges.
- **Remote Sensing and Survey:** The use of drones, GIS mapping, and advanced geophysical surveys have significantly improved our planning, safety audit, and environmental compliance.

3.2. Logistics and Coal Off-take

- **Rationalised Evacuation:** Streamlined pit-to-plant logistics, leveraging digital solutions for dispatch, and enhanced coordination with Indian Railways.
- **Rapidity and Reliability:** High speed wagon loading with rapid loading systems and modern conveyor belts.

3.3. Productivity Enhancement and Workforce Engagement

- **Skilling Initiatives:** Focused up-skilling of employees to match technological advances in mining.
- **Incentive and Recognition Schemes:** Programs to reward innovation and above-par performance at every tier of the organizational hierarchy.



4. Safety, Health, and Employee Welfare

- **Reduction in Accident Rates:** Stringent safety SOPs, state-of-the-art PPE for all frontline staff, and comprehensive training programs have brought down accident rates significantly.
- **Employee Support:** Insurance upgrades, pension schemes, family compensation, and proactive handling of welfare and grievance redressal.

5. Environmental Stewardship and Sustainable Development

- **Plantation and Reclamation and Green Initiatives:** Plantation over 78.03 Ha with plantation of about 1.27 Lakh saplings has been completed in FY 2024-25.
- **Water Management:** Adoption of zero liquid discharge across major mines, modern rainwater harvesting and groundwater recharge, and water recycling.
- **Clean Energy Integration:** Commissioning of solar power projects and energy-efficiency pilots.
- **Environmental Monitoring:** Continuous Ambient Air Quality Monitoring Stations operationalized in all major mines, with regular third-party environmental audits.
- **Eco-parks and Biodiversity:** Conversion of abandoned mine sites into eco-parks, water bodies, and community green zones.

6. Corporate Social Responsibility (CSR) and Community Engagement

- **Healthcare:** Mobile clinics, health camps, up-gradation of local dispensaries, and public health drives across command areas.
- **Education:** Scholarships for students, support to model and government schools, infrastructure up-gradation.
- **Rural Development:** Investments in drinking water schemes, sanitation, rural roads, and electrification.
- **Skill Development:** Training centres targeted at youth and marginalized communities to foster self-employment and entrepreneurship.
- **Empowerment Programs:** Special focus on women-led empowerment, self-help groups, and livelihood missions.
- **Promotion of Sports and Culture:** Continued sponsorship of community sports, cultural festivals, and preservation of regional heritage.

7. Digital Transformation and Governance

- **Board Processes:** On 1st June, 2024, ECL became the first Coal India Ltd subsidiary to fully implement a digital board management solution, moving toward paperless corporate governance.
- **ERP and e-Procurement:** Further integration of ERP platforms, seamless e-procurement, and digital payments throughout the value chain.
- **Public Transparency:** Launch of mobile apps for grievance redressal, digital wage payments, and online recruitment.

8. Human Capital, Industrial Relations, and Inclusivity

- **Training Investments:** Enhanced technical and managerial training for all cadres.
- **Diversity Initiatives:** Targeted recruitment and advancement of women in technical and supervisory roles.
- **Industrial Harmony:** No industrial disruptions during the year, thanks to constructive trade union engagement and grievance mechanisms.



9. Corporate Governance, Ethics, and Transparency

- **Strong Internal Control:** Comprehensive internal audit, risk management, and statutory compliance processes remain at the core of our governance philosophy.
- **Stakeholder Engagement:** Regular consultations with government, local bodies, regulators, and shareholders.

10. Strategic Vision: The Next Decade for ECL

- Looking ahead, ECL stands at a point of inflection. Coal is projected to remain a cornerstone of India's energy mix in the medium term, but the sector is transforming in response to climate imperatives, digital revolution, and evolving market structures.

11. Tribute and Acknowledgements

On this Golden Jubilee, I extend deep thanks —

- To every member of the ECL family: your perseverance, discipline, and ingenuity have formed our backbone.
- To our investors and shareholders, for your unwavering faith.
- To the Ministry of Coal, Ministry of Environment, Forest and Climate Change, regulators, Coal India Ltd, and all State Governments, whose support has been vital.
- To our trade union partners, contractors, suppliers, and local communities — your cooperation remains essential to our mission.

12. Conclusion: Commitment to Excellence

- The journey of ECL is far from over. Even as we mine coal that lights up homes, powers plants, and drives industry, we must also mine trust, stewardship, and innovation for the generations to come. Let us move forward — confidently, inclusively, and sustainably.

(Satish Jha)
CMD, ECL
DIN-10299809

Date: 8th August, 2025

Place: Sanctoria

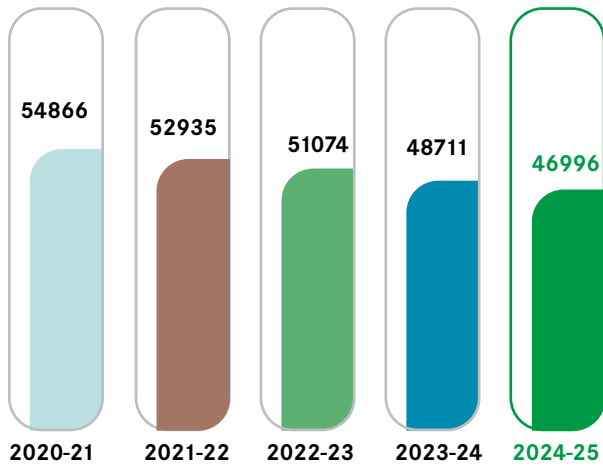


OPERATIONAL STATISTICS

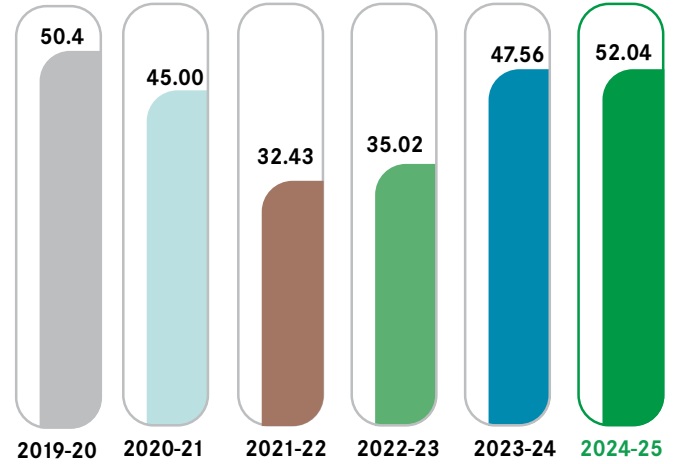
Year ending 31 st March	2025	2024	2023	2022	2021
1 Coal Production (Million Tonne)					
Underground	8.475	9.183	8.968	8.996	9.309
Opencast	43.560	38.377	26.050	23.432	35.695
Total	52.035	47.560	35.018	32.428	45.004
2. Overburden removal (Million Cum)	187.167	170.899	132.985	118.989	139.585
3. Offtake (raw coal): (Million Tonne)					
Power	41.32	36.09	28.150	29.970	36.170
Cement	1.22	0.35	0.430	0.120	0.093
Colliery consumption	0.14	0.15	0.170	0.180	0.177
Others	7.08	7.16	6.760	5.830	5.60
Total	49.76	43.75	35.510	36.100	42.040
4. Closing Stock of Coal (MT)	8.241	5.620	2.147	2.635	6.302
5. Manpower	46996	48711	51074	52935	54866
6. Productivity (OMS) (MT)					
Underground	0.942	0.950	0.888	0.863	0.852
Opencast	25.951	14.258	11.420	10.310	15.374
Overall	4.181	3.849	2.829	2.555	3.397
7. Capital expenditure (Rs. in Crore)	1646.16	1461.34	1122.64	1227.99	1025.87
8. Gross Sales Turnover (Rs. in Crore)	21,298.85	18999.97	19351.00	14453.63	14821.26
9. Net Worth (Rs. in Crore)	3,100.47	2,977.64	2,820.25	1813.71	888.82



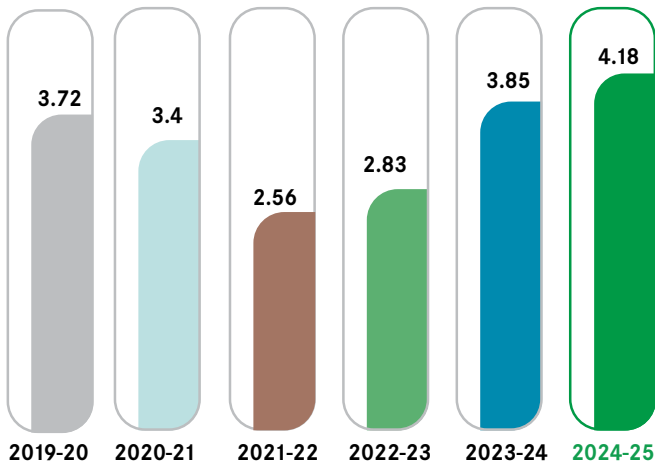
Manpower



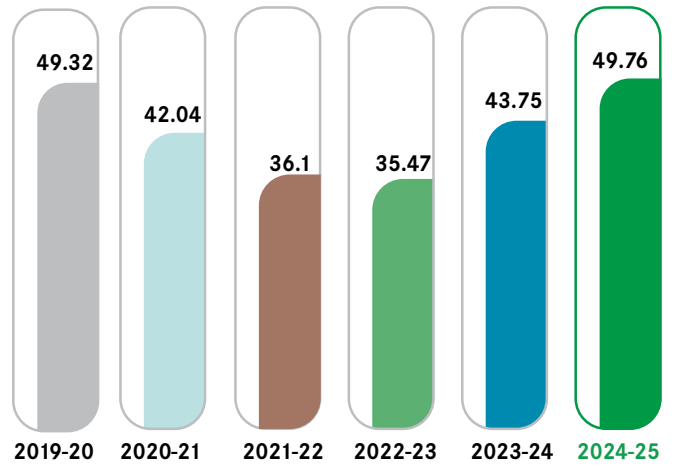
Coal Production (in MT)



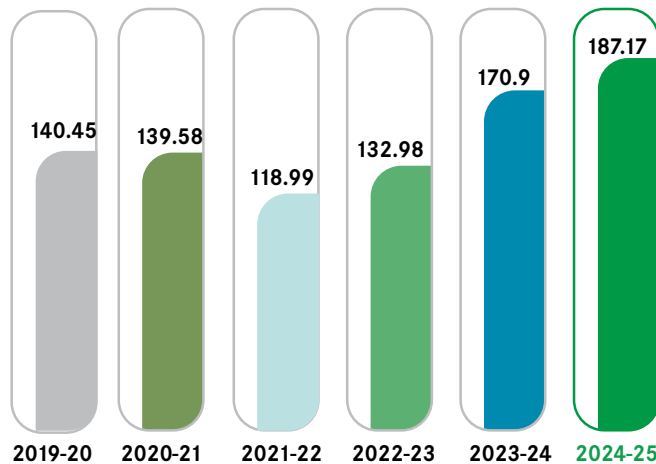
O/S (in Tonnes/Manshift)



Coal Off-take (in MT)



Coal Off-take (in MT)





INCOME AND EXPENDITURE

(Rs. in Crore)

Sl. No.	Particulars	For the year ending 31 st March				
		2025	2024	2023 (Restated)	2022	2021
A	Earned From					
1	Gross Sales (Coal)	20,183.54	18,999.97	19,351.00	14,453.65	14,821.26
	Less: Statutory Levies	5,836.20	5,108.09	4,581.71	4,152.20	4,564.87
2	Net Sales	14,347.34	13,891.88	14,769.29	10,301.45	10,256.39
3. i	Facilitation charges for coal import			-	-	-
3. ii	Subsidy for Sand Stowing & Protective Works	-	2.03	1.53	-	0.12
3. iii	Recovery of Transportation & Loading Cost (Net of Levies)	445.50	403.64	271.69	264.11	306.10
3. iv	Evacuation Facilitating Charges (Net of Levies)	297.70	261.59	211.97	185.19	155.54
3. v	Revenue from Services (Net of Levies)	-	-	-	-	-
3	Other Operating Revenue (Net of Levies)	743.20	667.26	485.19	449.30	461.76
4. i	Interest Income	192.24	309.34	211.55	120.75	99.85
4. ii	Dividend on Mutual Fund	-	-	-	-	-
4. iii	Other Non-Operating Income	468.12	330.21	344.75	97.35	286.03
4	Other Income	660.36	639.55	556.30	218.10	385.88
	TOTAL (A)	15,750.90	15,198.69	15,810.78	10,968.85	11,104.03
B	Paid to / Provided for					
1. i	Salary and Wages	7,531.30	7,838.18	8,077.44	6,234.51	5,924.72
1. ii	Contribution to Provident Fund & Other Funds	1,628.12	1,943.23	1,476.87	1,459.39	1,526.42
1. iii	Staff Welfare Expenses	394.42	312.61	373.06	289.89	337.16
1	Employee Benefit Expenses	9,553.84	10,094.02	9,927.37	7,983.79	7,788.30
2	Cost of Materials Consumed	1,048.42	1,000.35	1,086.24	781.36	720.07
3	Changes in Inventories of Finished Goods/Work-in-Progress and Stock-in-Trade	(238.95)	(497.30)	24.15	291.34	(300.71)
4	Power Expenses	436.30	433.63	425.44	434.92	431.19
5	Corporate Social Responsibility Expenses	4.41	7.33	6.92	13.86	11.56
6	Repairs	304.85	194.27	176.78	192.87	242.37
7	Contractual Expenses	3,495.70	2,864.43	2,042.23	1,686.53	1,941.23
8	Finance Costs					
	Unwinding of Discounts	48.12	46.61	52.22	163.04	190.92
	Other Finance Costs	94.20	74.52	12.63	0.62	2.88
9	Depreciation/Amortization/Impairment	734.90	700.17	628.35	529.70	494.18
10	Stripping Activity Adjustment	(606.62)	(590.27)	(351.91)	(153.57)	1.27
11	Provisions & Write Off	14.16	140.09	4.11	12.11	27.56
12	Other Expenses	560.35	517.35	495.83	469.65	460.47
	TOTAL (B)	15,449.68	14,985.20	14,530.36	12,406.22	12,011.29



Sl. No.	Particulars	For the year ending 31 st March				
		2025	2024	2023 (Restated)	2022	2021
13	Profit/(Loss) before Exceptional Items and Tax (A - B)	301.22	213.49	1,280.42	(1,437.37)	(907.26)
14	Exceptional Items	-	-	-	-	-
15	Profit/(Loss) Before Tax	301.22	213.49	1,280.42	(1,437.37)	(907.26)
16	Less: Tax Expenses	96.73	(38.10)	387.62	(376.71)	(147.68)
17	Profit/(Loss) for the Year from Continuing Operation	204.49	251.59	892.80	(1,060.66)	(759.58)
18	Profit/(Loss) from Discontinued Operations (after tax)	-	-	-	-	-
19	Share in JV's/Associate's Profit/(Loss)	-	-	-	-	-
20	Profit/(Loss) for the Year	204.49	251.59	892.80	(1,060.66)	(759.58)
21	Other Comprehensive Income					
	A (i) Items that will not be reclassified to Profit or Loss	(109.12)	(94.20)	152.00	(65.42)	(234.48)
	(ii) Income tax relating to Items that will not be reclassified to Profit or Loss	(27.46)	-	38.26	-	-
	B (i) Items that will be reclassified to Profit or Loss	-	-	-	-	-
	(ii) Income tax relating to Items that will be reclassified to Profit or Loss	-	-	-	-	-
22	Total Other Comprehensive Income	(81.66)	(94.20)	113.74	(65.42)	(234.48)
	Total Comprehensive Income for the Year (Comprising Profit/(Loss) and Other Comprehensive Income for the Year)	122.83	157.39	1,006.54	(1,126.08)	(994.06)
23	Profit attributable to:					
	Owners of the Company	204.49	251.59	892.80	(1,060.66)	(759.58)
	Non-Controlling interest	-	-	-	-	-
24	Other Comprehensive Income attributable to:					
	Owners of the Company	(81.66)	(94.20)	113.74	(65.42)	(234.48)
	Non-Controlling interest	-	-	-	-	-
25	Total Comprehensive Income attributable to:					
	Owners of the Company	122.83	157.39	1,006.54	(1,126.08)	(994.06)
	Non-Controlling interest	-	-	-	-	-



FINANCIAL POSITION

(Rs. in Crore)

Sl. No.	Particulars	As at 31 st March				
		2025	2024	2023 (Restated)	2022	2021
	ASSETS					
A	Non-Current Assets					
	a. Property, Plant & Equipments	6,509.58	5,973.43	5,512.04	4,411.30	3,572.54
	b. Capital Work-in-Progress	1,065.36	798.56	556.58	400.51	587.28
	c. Exploration and Evaluation Assets	822.19	764.03	713.71	684.40	655.46
	d. Intangible Assets	9.44	12.40	15.36	2.08	2.78
	e. Intangible Assets under Development	-	-	-	9.16	
	f. Financial Assets					
	i. Investments	0.08	0.08	0.08	0.08	0.08
	ii. Loans	-	0.02	0.05	0.10	0.02
	iii. Other Financial Assets	1,235.63	1,104.72	945.89	765.33	700.15
	g. Deferred Tax Assets (Net)	779.12	848.38	793.17	904.97	513.58
	h. Non-Current Tax Assets (Net)	-	71.14			
	i. Other Non-Current Assets	1508.42	1,269.68	1,113.29	878.34	759.41
	Total Non-Current Assets (A)	11,929.82	10,842.44	9,650.17	8,056.27	6,791.30
B	Current Assets					
	a. Inventories	1,395.59	1,121.05	562.87	554.17	810.36
	b. Financial Assets					
	i. Investments	-	-	-	-	-
	ii. Trade Receivables	2,059.08	1,892.15	1,564.50	2,504.20	4,423.53
	iii. Cash & Cash Equivalents	208.15	119.12	532.11	882.47	945.16
	iv. Other Bank Balances	1,079.15	1,798.65	3,439.35	997.56	566.50
	v. Loans	-	-	-	-	-
	vi. Other Financial Assets	99.02	145.03	137.70	55.02	36.63
	c. Current Tax Assets (Net)	27.04	-	-	274.39	1,071.22
	d. Other Current Assets	2,078.69	2,017.49	1,910.85	1,409.17	855.95
	Total Current Assets (B)	6,946.72	7,093.49	8,147.38	6,676.98	8,709.35
	Total Assets (A + B)	18,876.54	17,935.93	17,797.55	14,733.25	15,500.65
	EQUITY AND LIABILITIES					
A	Equity					
1	Issued, Subscribed and Paid-up Equity Share Capital	4,269.42	4,269.42	4,269.42	4,269.42	2,218.45
2	Capital redemption Reserve					
	Balance at Opening	-	-	-	-	-
	Addition during the Year	-	-	-	-	-
	Buyback of Equity Share	-	-	-	-	-
	Issue of Bonus Share	-	-	-	-	-
	Balance at Closing	-	-	-	-	-
3	Equity Portion of Preference Share Capital					
	Balance at Opening	-	-	-	855.61	855.61
	Addition during the Year	-	-	-	-	-
	Adjustment during the Year	-	-	-	-855.61	-

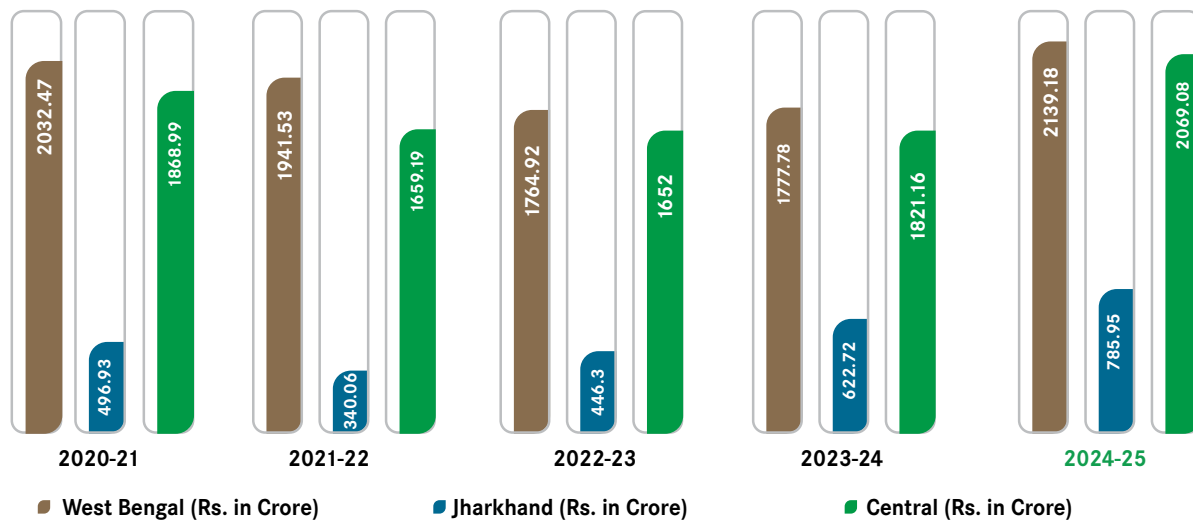


Sl. No.	Particulars	As at 31 st March				
		2025	2024	2023 (Restated)	2022	2021
	Buyback of Equity Share	-	-	-	-	-
	Issue of Bonus Share	-	-	-	-	-
	Balance at Closing	-	-	-	-	855.61
4	General Reserve					
	Balance at Opening	832.71	832.71	832.71	832.71	832.71
	Transfer to/from General Reserve	-	-	-	-	-
	Buyback of Equity Share	-	-	-	-	-
	Tax on Buyback	-	-	-	-	-
	Issue of Bonus Share	-	-	-	-	-
	Balance at Closing	832.71	832.71	832.71	832.71	832.71
5	Retained Earnings					
	Balance at Opening	(1,825.16)	(2,076.75)	(2,969.55)	(2,764.50)	(2,004.92)
	Adjustments	-	-	-	855.61	-
	Profit/(Loss) for the Year	204.49	251.59	892.80	(1,060.66)	(759.58)
	Appropriations					
	Transfer to/from General Reserve	-	-	-	-	-
	Transfer to Other Reserves	-	-	-	-	-
	Interim Dividend	-	-	-	-	-
	Corporate Dividend Tax	-	-	-	-	-
	Buyback of Equity Share	-	-	-	-	-
	Tax on Buyback	-	-	-	-	-
	Issue of Bonus Share	-	-	-	-	-
	Balance at Closing	(1,620.67)	(1,825.16)	(2,076.75)	(2,969.55)	(2,764.50)
6	Other Comprehensive Income					
	Balance at Opening	(299.33)	(205.13)	(318.87)	(253.45)	(18.97)
	Remeasurement of Defined Benefits Plans (Net of Tax)	-81.66	-94.20	113.74	(65.42)	(234.48)
	Balance at Closing	(380.99)	(299.33)	(205.13)	(318.87)	(253.45)
7	Other Equity (2+3+4+5+6)	(1,168.95)	(1,291.78)	(1,449.17)	(2,455.71)	(1,329.63)
8	Equity attributable to Equity-holders of the Company (1+7)	3,100.47	2,977.64	2,820.25	1,813.71	888.82
9	Non-Controlling Interest	-	-	-	-	-
10	Total Equity (A)	3,100.47	2,977.64	2,820.25	1,813.71	888.82
	Liabilities					
B	Non-Current Liabilities					
	a. Financial Liabilities					
	i. Borrowings	146.34	150.09	155.94	151.04	2,091.68
	ii. Trade Payables	-	-	-	-	-
	iii. Other Financial Liabilities	233.73	214.33	93.34	90.35	98.86
	b. Provisions	4,352.16	4,657.56	4,654.57	4,369.68	4,311.62
	c. Deferred Tax Liabilities (Net)	-	-	-	-	-
	d. Other Non-Current Liabilities	153.21	176.09	315.39	2.63	41.44
	Total Non-Current Liabilities (B)	4,885.44	5,198.07	5,219.24	4,613.70	6,543.60

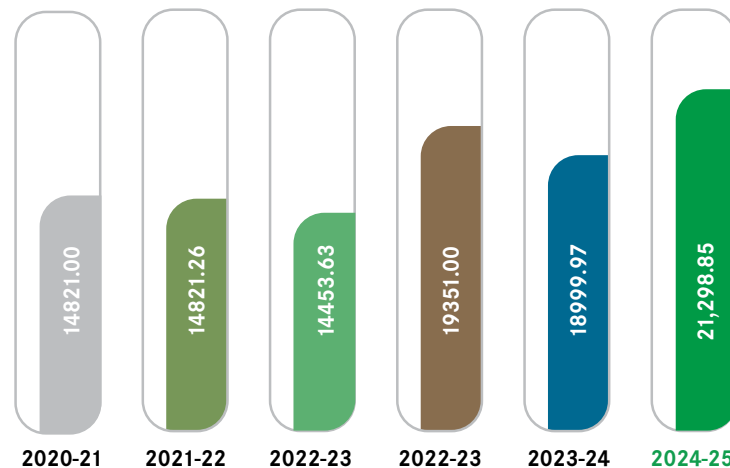


Sl. No.	Particulars	As at 31 st March				
		2025	2024	2023 (Restated)	2022	2021
C	Current Liabilities					
	a. Financial Liabilities					
	i. Borrowings	1,517.12	671.15	7.79	7.36	7.07
	ii. Trade Payables	1,374.63	1,329.34	993.55	1,096.03	962.64
	iii. Other Financial Liabilities	2,060.16	2,070.24	1,609.51	1,657.31	1,706.27
	b. Other Current Liabilities	4,918.53	4,636.27	4,212.81	4,262.20	4,232.07
	c. Provisions	1,020.19	1,053.22	2,909.62	1,282.94	1,160.18
	d. Current Tax Liabilities (Net)	-	-	24.78	-	-
	Total Current Liabilities (C)	10,890.63	9,760.22	9,758.06	8,305.84	8,068.23
	Total Equity and Liabilities (A + B + C)	18,876.54	17,935.93	17,797.55	14,733.25	15,500.65

Contribution to Government Exchequer (Rs. in Crore)



Gross Sales Turnover (Rs. in Crore)





IMPORTANT FINANCIAL INFORMATION

Important Financial Information after Ind AS:

(Rs. in Crore)

Sl. No.	Particulars	As at 31 st March				
		2025	2024	2023 (Restated)	2022	2021
A	Related to Assets & Liabilities					
1.i	Number of Equity Shares of ₹ 1000/- each	4,26,94,200	4,26,94,200	4,26,94,200	4,26,94,200	2,21,84,500
1.ii	Equity					
1.ii.a	Equity Share Capital	4,269.42	4,269.42	4,269.42	4,269.42	2,218.45
1.ii.b	Other Equity	(1,168.95)	(1,291.78)	(1,449.17)	(2,455.71)	(1,329.63)
1.ii.c	Equity (1.ii.a + 1.ii.b)	3,100.47	2,977.64	2,820.25	1,813.71	888.82
1.ii.d	Capital Reserve (excluding issue of Bonus shares)	-	-	-	-	-
1.ii.e	Net Worth (1.ii.c - 1.ii.d)	3,100.47	2,977.64	2,820.25	1,813.71	888.82
2.i	Long Term Borrowings excl. Current Maturities	146.34	150.09	155.94	151.04	2,091.68
2.ii	Current Maturities of Long term Borrowings	8.13	7.90	7.79	7.18	6.95
2.iii	Long Term Borrowings incl. Current Maturities (2.i. + 2.ii.)	154.47	157.99	163.73	158.22	2098.63
2.iv	Short Term Borrowings excl. Current Maturities	1,508.99	663.25	-	0.18	0.12
2.v	Total Borrowings (incl. current maturity) (2.iii.+2. iv.)	1,663.46	821.24	163.73	158.40	2098.75
3.i	Gross Property, Plant & Equipment	11,136.37	9,969.06	8,900.04	7,182.87	5,814.13
3.ii	Accumulated Depreciation/Impairment	4,626.79	3,995.63	3,388.00	2,771.57	2,241.59
3.iii	Net Property, Plant & Equipment (3.i. - 3.ii.)	6,509.58	5,973.43	5,512.04	4,411.30	3,572.54
3.iv	Net Other Fixed Assets	1,896.99	1,574.99	1,285.65	1,096.15	1,245.52
3.v	Other Non Current Assets	3,523.25	3,294.02	2,852.48	2,548.82	1,973.24
3.vi	Current Assets	6,946.72	7,093.49	8,147.38	6,676.98	8,709.35
3.vii	Total Assets (3.iii. to 3.vi.)	18,876.54	17,935.93	17,797.55	14,733.25	15,500.65
3.viii	Current Liabilities	10,890.63	9,760.22	9,758.06	8,305.84	8,068.23
3.ix	Capital Employed (3.vii - 3.viii.)	7,985.91	8,175.71	8,039.49	6,427.41	7,432.42
4.i	Trade Receivables	2,059.08	1,892.15	1,564.50	2,504.20	4,423.53
4.ii	Cash & Cash Equivalents	208.15	119.12	532.11	882.47	945.16
4.iii	Other Bank Balances	1,079.15	1,798.65	3,439.35	997.56	566.50
5.i	Closing Stock of Coal (Net)	1,050.43	808.09	313.76	339.63	622.73
5.ii	Closing Stock of Stores, Spares and Other inventories (Net)	345.16	312.96	249.11	214.54	187.63
B	Related to Profit/(Loss)					
1.i	Profit/(Loss) Before Tax	301.22	213.49	1,280.42	(1,437.37)	(907.26)
1.ii	Profit/(Loss) After Tax/Profit/(Loss) for the year	204.49	251.59	892.80	(1,060.66)	(759.58)
1.iii	Other Comprehensive Income	(81.66)	(94.20)	113.74	(65.42)	(234.48)



Sl. No.	Particulars	As at 31 st March				
		2025	2024	2023 (Restated)	2022	2021
1.iv	Total Comprehensive Income (1.ii.+1.iii.)	122.83	157.39	1,006.54	(1,126.08)	(994.06)
2.i	Gross Sales of Coal	20,183.54	18,999.97	19,351.00	14,453.65	14,821.26
2.ii	Net Sales	14,347.34	13,891.88	14,769.29	10,301.45	10,256.39
2.iii	Other Operating Income	743.20	667.26	485.19	449.30	461.76
2.iv	Revenue from Operations (net) (2.ii.+2.iii.)	15,090.54	14,559.14	15,254.48	10,750.75	10,718.15
3.i.	Interest on Deposits & Investments (Interest Income)	192.24	309.34	211.55	120.75	99.85
3.ii.	Dividend from Mutual Funds	-	-	-	-	-
3.iii.	Other non-operating Income	468.12	330.21	344.75	97.35	286.03
3.iv.	Total Other Income (3.i.+3.ii.+3.iii.)	660.36	639.55	556.30	218.10	385.88
3	Total Income (2.iv.+3.iv.)	15,750.90	15,198.69	15,810.78	10,968.85	11,104.03
4	Total Expenditure	15,449.68	14,985.20	14,530.36	12,406.22	12,011.29
4.i	Employee Benefits Expenses	9,553.84	10,094.02	9,927.37	7,983.79	7,788.30
4.ii	Cost of Materials Consumed	1,048.42	1,000.35	1,086.24	781.36	720.07
4.iii	Power Expenses	436.30	433.63	425.44	434.92	431.19
4.iv	Finance Cost	142.32	121.13	64.85	163.66	193.80
4.v	Depreciations/Amortisation/Impairment	734.90	700.17	628.35	529.70	494.18
4.vi.	Corporate Social Responsibility Expenses	4.41	7.33	6.92	13.86	11.56
4.vii.	Stripping Activity Adjustment	(606.62)	-590.27	-351.91	(153.57)	1.27
4.viii.	Provisions & Write Off	14.16	140.09	4.11	12.11	27.56
5	Cost of Goods Sold (4 - 4.iv.-4.vi.-4.vii.-4.viii.)	15,895.41	15,306.92	14,806.39	12,370.16	11,777.10
6	EBIT (1.i.+ 4.iv.-3.i.)	251.30	25.28	1,133.72	(1,394.46)	(813.31)
7	EBITDA (6+4.v.)	986.20	725.45	1,762.07	(864.76)	(319.13)
8	Value added (1.i.+4.iv.+4.v.+ 4.i.)	10,732.28	11,128.81	11,900.99	7,239.78	7,569.02



IMPORTANT FINANCIAL RELATIVE RATIOS

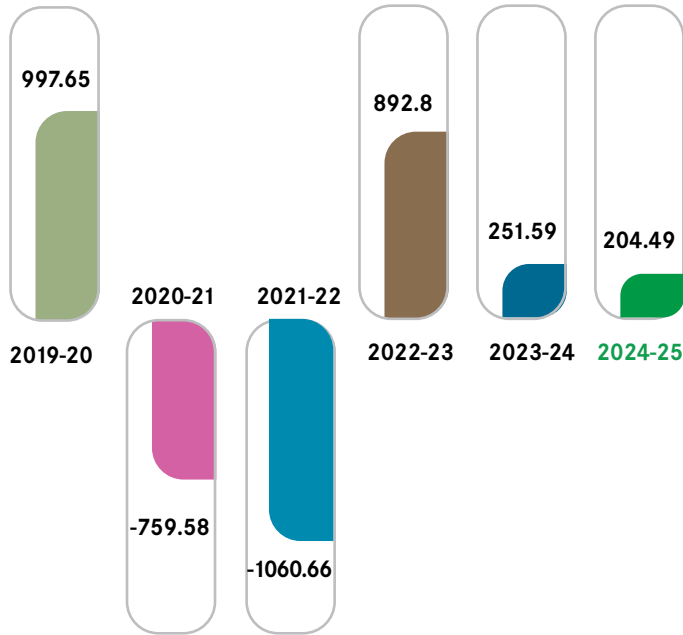
Sl. No.	Particulars	As at 31 st March				
		2025	2024	2023	2022	2021
1	Debt Equity Ratio					
1.i	Total Debt to Equity	0.54	0.28	0.06	0.09	2.36
1.ii	Long Term Debt to Equity	0.05	0.05	0.06	0.09	2.36
2	Current Ratio	0.64	0.73	0.83	0.80	1.08
3	Return on Average Net Worth	6.73%	8.68%	38.53%	-78.49%	-54.81%
4	Return on Average Capital Employed	3.11%	0.31%	15.67%	-20.12%	-10.79%
5	Debtor Turnover Ratio (as no. of months) of Gross Sales	1.17	1.09	1.26	2.88	3.13
6	Inventory Turnover Ratio (as no. of months) of Cost of Goods Sold	0.70	0.44	0.26	0.47	0.48
7	EBITDA Margin on Net Sales	6.87%	5.22%	11.93%	-8.39%	-3.11%
8	Net Profit Margin on Net Sales	1.43%	1.81%	6.04%	-10.30%	-7.41%
9	Earning Per Share (₹)	47.90	58.93	209.12	-415.52	-397.86
10	Book Value Per Share (₹)	726.20	697.43	660.57	424.81	400.65

Formulas:

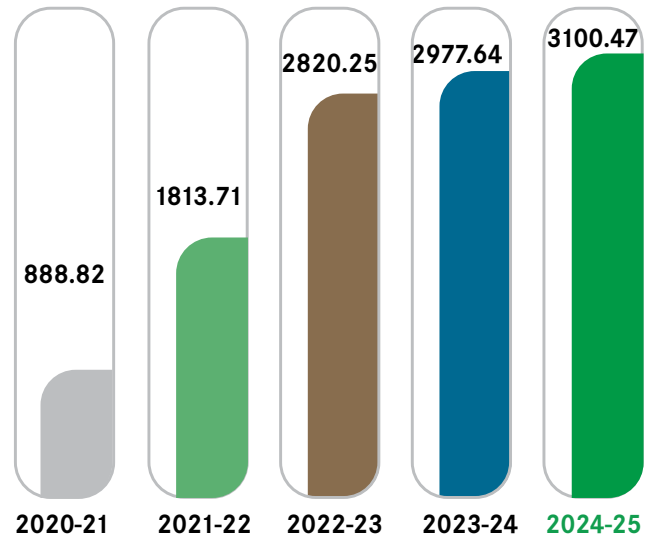
- 1) Value Added = Profit Before Tax + Finance Cost + Depreciation/Amortisation/Impairment + Employee Benefit Expenses
- 2) Equity = Equity Share Capital + Other Equity
- 3) Total Debt to Equity = Borrowings/Equity
- 4) Long Term Debt to Equity = (Long Term Borrowings + Current Maturity of Long Term) / Equity
- 5) Current Ratio= Current Assets / Current Liabilities
- 6) Return on Average Net Worth (%) = Profit After Tax (Profit for the year) / Average Net Worth
- 7) Capital Employed = Total Assets - Current Liabilities
- 8) EBIT (Earning Before Interest & Tax) = Profit Before Tax + Finance Cost - Interest Income
- 9) Return on Average Capital Employed = EBIT/Average Capital Employed
- 10) Debtors Turnover Ratio = Average Debtors (net of Provision) /Gross Sales *12
- 11) Cost of Goods Sold = (Total Expenditure -Finance Cost - Write off - Provision-CSR-Stripping Activity Adjustment)
- 12) Inventory Turnover Ratio = Average Inventory of Coal /Cost of Goods Sold *12
- 13) EBITDA (Earning Before Interest, Tax, Depreciation/Amortisation/Impairment) = Profit Before Tax + Finance Cost + Depreciation/Amortisation/Impairment - Interest Income
- 14) EBITDA Margin = EBITDA/Net Sales
- 15) Earning Per Share = (Profit After Tax (Profit for the year)-Preference Dividend) / Weighted Average Number of Equity Shares
- 16) Book Value Per Share = Equity / Number of Equity Shares



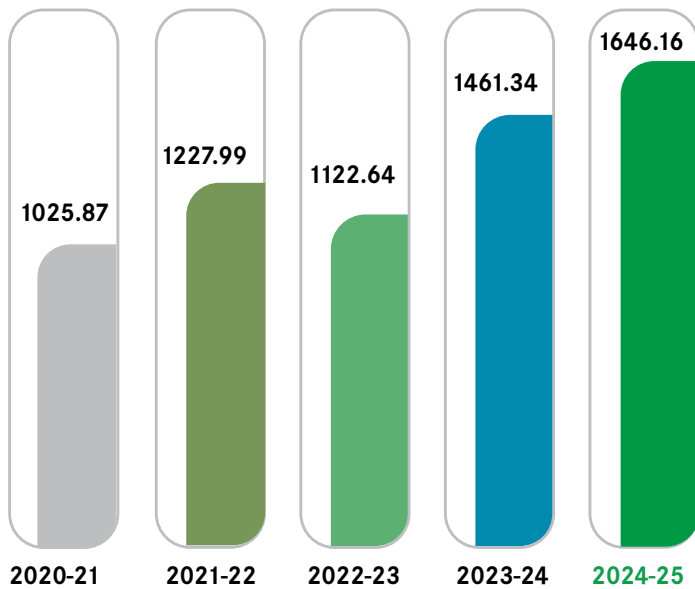
Profit After Tax (Rs. in Crore)



Net Worth (Rs. in Crore)



Capex (Rs. in Crore)





DIRECTORS' PROFILE

CHAIRMAN-CUM-MANAGING DIRECTOR



Shri Satish Jha
(DIN-10299809)

Shri Satish Jha (57 years) (DIN-10299809) has assumed the charge of Chairman-cum-Managing Director, ECL w.e.f. 19.12.2024. Prior to this he was working as Director (Technical/Engineering Services), CMPDIL and was also holding the Additional Charge of Director (Technical) P&P, CCL till 14.12.2024.

Shri Jha is a highly accomplished mining professional with over three decades of experience in large mechanized underground and opencast mining operations. He holds a B.E. (Mining) from Nagpur University, an M.Tech in Industrial Engineering & Management from IIT-ISM Dhanbad and a Certified Project Manager credential from I2P2M, and is currently pursuing Ph.D. in Mine Planning from IIT BHU. His qualifications also include a First-Class Mine Manager's Certificate of Competency (DGMS) and rescue training from MRS, Dhanbad. Shri Jha's international exposure includes training in Clean Coal Technology in Japan (2004), presenting a paper on "Sustainable Development of Singrauli Coalfields vis-À-vis Mining Equipment Selection, Environment and Ecology Management" at Curtin University, Perth, Australia (2019) and as a speaker at the African Mining Indaba in South Africa (2024) on balancing energy security through coal. In July, 2025 he visited Hagerbach Tunnel, Switzerland and the Central Mining Institute, Poland. The visit was a part of an ongoing engagement on advancements in mining safety and infrastructure development.

Shri Jha has held leadership roles across CMPDIL, CCL, NCL, and SECL. At CMPDIL, he pioneered initiatives such as Enabling the use of PM Gatishakti Portal in Coal Sector and National Master Plan, enabled 5G Roll out and Use cases for Coal Industry -7th Indian Mobile Congress, Organized Hackathon (2023) on "R&D in Coal Sector". He also assisted in developing the administrative dashboard and up gradation of CMSMS portal and "Khanan Prahari" App. Apart from this he also introduced the system of "Quality" Audit of FMC Projects of different Subsidiaries. He also undertook Sand replenishment studies in the State of Rajasthan and aggressively led CMPDIL to undertake PMC for Solar Projects across CIL Subsidiaries.

At CCL, as Director (Technical/P&P), he secured Stage II Forest Clearance for the Kotre Basantpur (5 MTY) project and Karo OC, Kedla OC, Rajrappa OC and Stage I clearance for Magadh (20 MTY) and Chandragupta (15 MTY) projects. He was instrumental in obtaining EC for Chandragupta OC Mine. Also obtained EC for 4 Projects (addition of 21.75 MTY) along with finalizing the MDO tender for Sanghamitra (20 MTY).

At NCL, he led projects like successful rehabilitation of Nigahi Village in 2008 and 2010, planned and implemented barrier coal extraction between Nigahi and Amlohri mine, the first in CIL and was awarded by NCL Management for the same. He was Instrumental in executing MOU with IIT BHU and establishing Innovation cum incubation centre at IIT BHU. He was associated with Digital Transformation through 17 use cases in 4 NCL Projects as Nodal Officer. He was instrumental in physical possession of 36 Ha of land after a gap of 23 years which was a major hindrance to the development of the Dudhichua Project exhibiting his community outreach skills. Shri Jha also introduced integrated "In-Pit Mobile Crusher-cum-Conveying System" at Dudhichua. At NCL Amlohri Project, he enabled achievement of AAP target in 2021-22 and 2022-23 after a gap of three years through strategic planning introduced Rapid Loading System (RLS 4MTY capacity)



at Amlohri Siding and was instrumental in Business Diversification- Under “Waste to Wealth” mission - installation and commissioning of “OB to m-Sand plant”. Under his leadership as GM (Corporate Planning), NCL became a member of the elite “100 MTY Club” with consistent 7% CAGR.

In SECL, Shri Jha successfully introduced Longwall mining at Kumda, Bishrampur Area, and earned the prestigious “SECL Samman” in 2003 for managing complex geological conditions safely.

Shri Jha’s accolades include the “Best General Manager/HoD” award on Coal India Foundation Day (2019) and numerous recognitions for his community outreach efforts. With a track record of innovation, operational excellence, and sustainable practices, Shri Satish Jha continues to be a transformative leader in India’s coal mining sector.

Under his leadership, ECL has been able to frame a new policy for taking possession of land without provision of direct employment in the company by paying One Time Lump-sum (OTL) amount. This new policy aims at reforming land acquisition compensation framework. Under this initiative, an option for one-time lump sum monetary compensation will be offered to landowners in lieu of the traditional employment-based compensation model.

In recognition of outstanding contributions to Indian Coal & Mining sector, Shri Jha, was conferred with the Mining Innovation Award on 08th January, 2025 at the 3rd International Conference on Safe and Sustainable Mining Technologies (IConSSMT 2025) at Bhubaneswar. The Award was presented by Shri B.B. Jena, the Honorable Minister of Commerce, Transport, Steel & Mining of Odisha.

FUNCTIONAL DIRECTORS



Md. Anzar Alam
(DIN-09743117)

Md. Anzar Alam (56 years) (DIN-09743117) took over as Director (Finance) of Eastern Coalfields Limited w.e.f. 15.09.2022.

Mr. Alam had done B. Tech (Mechanical) from BIT, Sindri in 1991, followed by Post Graduate Diploma in Computer Application from Pondicherry University in 2005 and Post Graduate Diploma in Management specializing in Finance from IIM Kolkata in 2007 under the prestigious PGPEX one year full time MBA programme.

Prior to joining ECL, Mr. Alam was working in RINL (Rashtriya Ispat Nigam Limited)- a Navaratna PSU, where he started his career as Management Trainee in 1991 and has a long and varied experience of 31 years working in Finance, Internal Audit, IT, Project Management, Operation and Maintenance.

After completion of Management Degree, Mr. Alam was handpicked as a special advisor to the then Chairman-cum-Managing Director of RINL and was entrusted with business development, strategic alliances and scouting for coal, iron ore and high grade limestone resources around the globe. He contributed significantly in the formation of International Coal Ventures (ICVL) and carried out Financial Appraisal of global Coal Mining Projects/resources. He also played a pivotal role in the successful acquisition of Bird Group of companies for RINL. Later, while working and acting as Senior Advisor to Director (Finance), Mr. Alam played important role in the areas of Project Finance, Budget Management, Costing, Corporate Accounts, Fund Management, Taxation and implementation of ERP.



Further, in the capacity of General Manager (Finance & Accounts) and Regional Finance Manager (South), Chennai, he managed the financial functions of 4 regional branches with a turnover of about ₹3000 crore per annum and brought in important policy initiatives for improving Sales and Customer Satisfaction and Experience. Mr. Alam has also visited countries such as the United States of America (USA) and the United Kingdom (UK). He also worked as an Intern in Level 3 Communications in Colorado, USA with a focus on developing metrics for evaluation of Capex with respect to high value Projects.

After assuming charge as Director (Finance), ECL, Mr. Alam known for his dynamism and result oriented approach in the team he could drive efficiencies at all levels. Under his able leadership and valued support, ECL submitted all its quarterly accounts before due date and was awarded the 2nd prize from CIL in recognition of timely submission of Half Year Financial Statement for 2023-24. He played a vital role in successful implementation of preparation of Cost Sheet in ERP SAP and also streamlined the CAPEX process which has provided accurate CAPEX reporting to CIL and Ministry. He has been spearheading the digital initiative in the company and played instrumental role in popularizing e-office across the whole organisation, centralized online payment interface for payroll processing, online paperless refund processing for Coal Customers etc.

With his strong acumen on treasury management the company could pay the NCWA-XI Arrears for Rs. 2,300 Crore (Approximately) smoothly to the 47000 employees of ECL.

Keen observance of technology change in society, corporate governance, advising on personal finance and wealth management, Chess Playing etc. are his areas of interest.



Shri Niladri Roy
(DIN-10055093)

Shri Niladri Roy (59 years) (DIN-10055093) has assumed the charge of Director (Technical) Operations, Eastern Coalfields Limited w.e.f 01.02.2023. Shri Roy graduated in Mining Engineering (B. Tech) from IIT-ISM, Dhanbad in the year 1987 and obtained 1st Class Mine Manager Certification in the year 1990.

He joined Coal India Limited in 1987 at BCCL. Shri Roy rendered his services in BCCL till 2004 in various capacities viz. Safety Officer, Colliery Manager at various Units of BCCL. During his tenure in BCCL he had worked for more than 15 years in a project named Shaft Mine, Sudamdih which was considered to be one of the most difficult mines of world due to its adverse geo-mining condition. Thereafter, on promotion to Chief Mining Engineer, he was transferred to ECL in January, 2004. There he rendered his services in various capacities viz. Project Officer at Mugma Area and thereafter he joined corporate office at ECL HQ. He functioned as General Manager (Technical & Managerial Services) / TS to CMD, ECL from 2008 to 2022. Being associated with the Office of Chief Executive of the Company for such a long period, with his versatile experience, he was pivotal in improvement in all round performance of the Company including Public Relations. Prior to his joining as Director (Technical) Operations, ECL he was promoted to the post of Executive Director (Production) at Coal India Ltd. HQ. He visited Germany in July, 2009 in connection with a project undertaken by DMT. He was also nominated for attending World Mining Congress held in Istanbul, Turkey in September, 2011. He represented CIL in Poland in June, 2015 as a part of Government Delegation. He accompanied the CIL delegation to Australia in July, 2016. He also attended Advanced Management Programme organized by IICM during June, 2019 with an overseas component in Queensland, Australia. He also attended mining exhibition and conference "IMARC 2023" held at Sydney, Australia from 31.10.2023 to 02.11.2023 as CIL delegate.



Shri Gunjan Kumar Sinha
(DIN-10933783)

Shri Gunjan Kumar Sinha (56 years) (DIN-10933783) assumed charge as Director (HR) at Eastern Coalfields Limited on 15th January, 2025. In his professional journey spanning for more than three decades, he has excelled in multiple roles and has immense experience in navigating challenges and complexities across various facets of Human Resource Management.

The inspirational journey of Shri Gunjan Kumar Sinha started in July 1994 when he joined Coal India Limited (CIL) as a Welfare Officer Trainee at Central Coalfields Limited, one of the subsidiaries of CIL.

Shri Sinha has the experience of leading the Personnel & Administration (P&A) Department across multiple collieries of Central Coalfields Limited with utmost dedication for 16 long years. In his subsequent transition to the Vigilance Department of CCL, he managed disciplinary actions and legal matters for seven years. His contribution further extended to the Legal Division of the Land and Revenue Section in the subsidiary.

In January 2022, Shri Sinha assumed the charge of the Head of the Recruitment Division at CIL managing recruitment of executives. In May 2024, he was further entrusted with additional responsibility as the Head of the Human Resource Development Division of CIL thus driving talent development and strengthening of human capital across CIL.

His academic credentials include a Postgraduate Degree in Personnel Management from the Xavier Institute of Social Service (XISS), Ranchi and a Diploma in Training and Development from the Indian Society for Training and Development (ISTD), New Delhi. Shri Sinha has also pursued advanced training at ESCP Business School, Paris for evolving his leadership and management skills.

With his enriching and diverse professional experience and as a performance driven HR Professional for over three decades in Coal India Limited coupled with his strong academic background, ECL is confident to chart new trajectory of growth and scale new heights of success under his able leadership.



Shri Girish Gopinathan Nair **(DIN-11048795)**

Shri Girish Gopinathan Nair (58 years) (DIN-11048795) assumed charge of Director (Technical) at Eastern Coalfields Limited on 25th March, 2025.

He is an accomplished professional in Coal Mining industry with more than 34 years of experience in various capacities. He holds a B.Tech. Degree in Mining Engineering from IIT-ISM, Dhanbad and obtained the First Class Mine Managers Certificate of Competency in 1997.

He was a part of the Coal India delegation which attended World Energy Congress in 2019 at Abu Dhabi and African Mining Indaba at Cape Town, South Africa in 2024.

He joined Birsampur Area of SECL in 1990 and was initially posted in Jainagar 3&4 Inclines and later at Birsampur OCM. He worked at different capacities at SECL before being transferred to BCCL Dhanbad in 2013-2014 on promotion after which he served at BCCL in different capacities including that of GM (IED), GM (CMC), GM (JMP) and TS to Director (Technical) Operations, BCCL. He joined Coal India Limited HQ in December, 2021 and served as GM (CMC), CIL and as Executive Director (Contracts), Coal India Limited.

Shri Nair's professional achievements encompass a significant role in enhancing operational efficiency at Kusunda Project. Between 2000 and 2009, he contributed to achieving a CAGR of 7.46% in Coal production and CAGR of 4.95% in Coal Despatch. Nobody, during FY 2009-10, the project recorded its highest ever Coal Production and OB removal upto that point and obtaining stage-II clearance for acquisition of 989.40 Ha. of forest land for Chirimiri. He was also instrumental in awarding record number of contracts for capacity addition of BCCL, during peak Corona pandemic period, it was an extra ordinary achievement of the team lead by Shri Nair.

He has also played a vital role in implementing a procedure enabling Areas to deal directly with Legal Title Holders (LTH) under Jharia Master Plan as per the Rehabilitation & Resettlement Policy of Coal India Limited & norms of BCCL, which was initiated to expedite the process of land acquisition for mining to enable Company achieve its targets of production and risk mitigation where it was a strategic decision as BCCL was in any case required to purchase land from LTH for the purpose of mining.

As Head of CMC Division, Coal India Limited, he has ensured smooth transition of procurement of Services from GePNIC Portal to GeM Portal and approvals of various Model Tender Documents (MDO, MDO Revenue Sharing, High Wall etc) and revision of Contract Management Manuals. To achieve the dream of Atma Nirbhar Bharat, a total of 14 MDO contracts and 25 MDO Revenue Sharing contracts were awarded by Subsidiaries on this basis. As a result, during F.Y. 2023-24 and 2024-25, Ministry of Coal, Government of India and Coal India Limited are the top buyers from GeM Portal among Central Ministries and among CPSEs respectively.

Shri Nair, as Director (Technical) Project & Planning, is responsible for taking decision at Board level regarding policy matters, material procurement, finalisation of contracts etc.

Further, as head of Project & Planning Division of the Company, he controls and directs eight Departments of ECL viz. Project and Planning, Civil, Contract Management Cell, LRE (Land, Revenue, Estate), Environment & Forest, Industrial Engineering, New Coal Blocks and Geology, Mine Closure Plan (MCP), Geo-Technical & New Initiatives.

He has also Nominated owner of six (06) coal producing Areas in ECL and responsible for direction and control of various operating mines of the of six (06) coal producing Areas of ECL viz. Kenda Area, Kunustoria Area, Pandaveswar Area, Jhanjra Area, Bankola Area and Sonapur Bazari Area.

His vast experience of around 34 years in Coal India Limited will definitely benefit not only ECL but the entire coal industry.



GOVERNMENT NOMINEE DIRECTORS



Shri Mukesh Agrawal
(DIN-10199741)

Shri Mukesh Agrawal (55 years) (DIN-10199741) assumed charge as the Director (Finance) of Coal India Limited on 8th February 2024, bringing with him an illustrious career spanning over three decades in the realms of corporate finance, strategic planning and financial governance. A seasoned finance professional, a fellow member of the Institute of Cost Accountants of India and a graduate in Science from the University of Allahabad, Shri Mukesh Agrawal combines analytical rigour with deep functional expertise in his core domain. His qualifications have enabled him to lead and transform financial functions across sectors such as telecommunications, infrastructure, mining and power generation.

Prior to his appointment at CIL, Shri Mukesh Agrawal served as Executive Director (Finance) at NLC India Limited (NLCIL), a Navratna enterprise under the Ministry of Coal. In this capacity, he was instrumental in fortifying the financial architecture of the organisation, spearheading initiatives in financial consolidation, digital transformation and policy optimisation. He also held the position of Chief Financial Officer at Neyveli Uttar Pradesh Power Ltd (NUPPL)—a coal-based supercritical thermal power joint venture—where he oversaw critical financial operations and project finance matters with precision and strategic foresight.

Shri Mukesh Agrawal's core competencies include a broad spectrum of financial domains—corporate accounting, cost control, treasury and fund management, taxation, budgeting and forecasting, statutory compliance, digitisation of financial operations and enterprise risk management. He has led enterprise-wide ERP integrations and has played a pivotal role in driving the shift towards tech-enabled financial transparency and real-time reporting.

A respected thought leader in public sector finance, Shri Mukesh Agrawal is known for his ability to blend operational detail with macro-level policy thinking. Apart from Project management and financing, he has been instrumental in shaping plans, formulating pricing and regulatory frameworks and optimising financial resources in line with national energy and infrastructure goals.



Dr. Chetna Shukla

Dr. Chetna Shukla (45 years) has been appointed as Part-Time Official Director on the Board of Eastern Coalfields Limited w.e.f. 25.07.2025.

Dr. Shukla, Deputy Director General, Ministry of Coal, Government of India is a Post Graduate with M.Sc. (Statistics) and also holds a Doctorate Degree in Statistics. She is an officer of Indian Statistical Services (ISS) of 2004 batch. She joined as Deputy Director General, Ministry of Coal, Govt. of India w.e.f. July, 2025. Prior to that she served in Ministry of Statistics and Programme Implementation (MoSPI) as Deputy Director General from 2021 2025. She has experience of over 21 years.



INDEPENDENT DIRECTORS



Shri Shiv Narayan Pandey
(DIN-09413672)

Shri Shiv Narayan Pandey (64 years) (DIN-09413672) was born in Jagdalpur, Chhattisgarh in the year 1962. After completing his B.Sc. Degree, he did LLB and is also a Practicing Lawyer. He served as Member of Chhattisgarh Public Service Commission and is also a Honorary Lecturer in Govt. College (Faculty of Law).

He was nominated by The Bar Council of India in the Discipline Committee. He possesses vast experience in Legal, Finance, Management, Sales, Marketing, Administration, Research, Corporate Governance, Technical Operations and other allied fields.

Presently he is serving as an Independent Director on the Board of Eastern Coalfields Limited w.e.f. 01.11.2021 upto 31.10.2024 and again appointed w.e.f. 28.03.2025.

CHIEF VIGILANCE OFFICER



Ms. Deepti Patel

Ms. Deepti Patel has assumed the charge of the Chief Vigilance Officer (CVO) at Eastern Coalfields Limited, a subsidiary of Coal India Limited.

Ms. Patel, an officer of Indian Railways Service of Signal of Engineers (IRSSE -2010) has done her Engineering Graduation from JEC, Jabalpur (M.P.). Ms. Patel has served in various capacities at Indian Railways.



COMPANY SECRETARY



Shri Rambabu Pathak
(ACS-55637)

Shri Rambabu Pathak (ACS-55637) is the Company Secretary of Eastern Coalfields Limited w.e.f. 02.07.2018.

He completed his B.Com. (Hons.) from St. Xavier's College, Calcutta University in the year 2008. He is an Associate Member of the Institute of Cost Accountants of India (ICAI) and also an Associate Member of the Institute of Company Secretaries of India (ICSI). Shri Pathak has also obtained a Post Graduate Diploma in Human Resource Management (PGDHRM) from the Institute of Management Technology (IMT) Ghaziabad. He has also completed General Management Program (GMP) from the Indian Institute of Management (IIM) Lucknow. Shri Pathak was a part of CIL Delegation in the Dubai Global Convention 2016-Leadership for Business Excellence & Innovation organized by Institute of Directors held in Dubai, UAE in April 2016. He has also attended a Certificate Course on ESG at IIM, Nagpur in September, 2022. On the occasion of CIL Foundation Day- 1st November, 2021 he was awarded with the Best HoD of ECL by Shri Pramod Agrawal, IAS, Chairman, CIL. Presently he is pursuing PhD from NIT Rourkela on the topic "ESG-Environment, Social and Governance".

He joined Eastern Coalfields Limited in the year 2010 as Management Trainee (Finance). Since then he is posted at Company Secretariat and is presently working as Sr. Manager (Finance)/Company Secretary.

Shri Pathak is closely associated with the professional bodies such as ICAI and ICSI. Presently he is the Honorary Managing Committee Member of the Institute of Cost Accountants of India, Asansol Chapter. He is also a regular faculty at HRD of ECL, ICAI, ICMAI and ICSI.



Former Board Members



Shri Samiran Dutta
(DIN-08519303)

Shri Samiran Dutta (59) (DIN-08519303) was holding the Additional Charge of Chairman-Cum-Managing Director, ECL w.e.f. 28.12.2023 upto 18.12.2024. He is also the Chairman-Cum-Managing Director of Bharat Coking Coal Ltd w.e.f. 28th December, 2021. Shri Dutta is an Associate member of The Institute of Chartered Accountants of India. He joined Coal Industry in August, 1988 in Bharat Coking Coal Limited, Dhanbad and then was transferred to Coal India Limited, Kolkata, in April, 1990, where he served in different capacities. He was promoted to the post of General Manager (Finance) in January, 2018. Shri Dutta took over the charge of Director (Finance) in BCCL w.e.f. 18th July, 2019. In addition, he was also given the responsibility of the additional charge of Director (Finance) in Eastern Coalfields Limited, Sanctoria.

He was also entrusted with the additional charge of Director (Finance) Coal India Limited from 1st July, 2021 to 27th December, 2021. He also served as Commissioner, CMPFO for a brief period from February, 2022 to April, 2022. Considering his vast experience in Coal Industry, Shri Dutta has been bestowed with the charge of Chairman-Cum-Managing Director of Bharat Coking Coal Ltd. w.e.f. 28th December, 2021.



Shri Nilendu Kumar Singh
(DIN-09847503)

Shri Nilendu Kumar Singh (56 years) (DIN-09847503) has assumed the charge of Director (Technical) Project & Planning, Eastern Coalfields Limited w.e.f. 09.12.2022. Shri Singh Graduated in Mining Engineering (B. Tech) from IIT-ISM, Dhanbad in the year 1989 and obtained 1st Class Mine Manager Certification in the year 1994.

He joined Coal India Limited in 1989 at Central Coalfields Limited. Shri Singh rendered his services in CCL till 2011 in various capacity viz. Mines manager at Piparwar, Ashoka, Urimari and Kalyani projects. Thereafter, he was transferred to SECL in January, 2012. There he rendered his services in various capacity viz. Mines Manager at Gevra from 2012 to 2017; Sub Area Manager (Agent) at Dipka & Chhal project and Area General Manager at Dipka Area, Korba Area & Raigarh Area of SECL. He possesses vast experience of working in large opencast mines, handling of FMC projects, starting sidings, adoption of new mining technologies and working with highest capacity HEMM viz. 42 m3 shovels, 240T dumpers. He also has experience of working with White Industries of Australia Ltd. (WIAL) at Piparwar opencast mine of CCL with "In-pit Crushing & Conveying System" with integrated CHP & CPP. He has also visited Australia in 1997 to gain experience in advanced mining techniques. He has keen interest in sports and painting. He has represented volleyball



at the All India University level. He served as Director (Technical) Project & Planning on the Board of Eastern Coalfields Limited w.e.f. 9th December, 2022 up to 29th April, 2024. Currently, he is functioning as Chairman-cum-Managing Director of Central Coalfields Limited (CCL) w.e.f. 30.04.2024.



Smt. Ahuti Swain
(DIN-09817248)

Smt. Ahuti Swain (60 years) (DIN-09817248) took over the charge of Director (Personnel) of Eastern Coalfields Limited on 18.11.2022 upto 30.08.2024.

Smt. Swain started her career with Central Coalfields Limited (CCL) in the year 1987 and has over 35 years of vast and varied experience of working in various verticals of Human Resource Management, with her expertise in managing amicable Industrial relationship with trade unions and other stakeholders in various subsidiaries of Coal India Limited. Prior to her joining at ECL, Smt. Ahuti Swain was working as General Manager (CSR) at Bharat Coking Coal Limited (BCCL), Dhanbad, where she has also headed the department of Executive Establishment, Welfare, CSR and PF & Pension. She also led the team under CSR that carried out various dedicated activities to combat COVID-19 Pandemic, for which Bharat Coking Coal Limited (BCCL) was felicitated by CIL in the year 2020.

Before her posting in BCCL, Smt. Ahuti Swain worked in CCL where she functioned in different capacities in various units and areas of CCL. She was awarded a certificate of appreciation for her contribution in implementing UPIS (Unified Personal Information System) and NEIS (Non-Executive Information System), pilot projects in CCL.

Smt. Swain is a Post Graduate in PM&IR from XISS, Ranchi. She also holds an MBA in Marketing Management from Annamalai University. She is also a 'Certified Corporate Director' conferred by the Institute of Directors (IOD). Smt. Ahuti Swain is also associated with various social activities and campaigns such as Go Green, Beti Bachao, Beti Padhao etc.



Shri Shiv Tapasya Paswan
(DIN-09414240)

Shri Shiv Tapasya Paswan (57 years) (DIN-09414240) was born in Chandauli, Uttar Pradesh in the year 1969. After completing his B.A. Degree in Political Science from Vidyapeeth he involved himself in various Social Services for the upliftment of the Weaker and Marginalized section of the society. He has vast experience in the field of social welfare.

He has served as an Independent Director on the Board of Eastern Coalfields Limited w.e.f. 01.11.2021 upto 31.10.2024.



Dr. Manik Chandra Pandit
(DIN- 10279620)

Dr. Manik Chandra Pandit, IES (49) (DIN- 10279620) Indian Economic Service (IES) Officer, Director, Ministry of Coal was Part Time Official Director on the Board of Eastern Coalfields Limited w.e.f. 19.07.2023 upto 31.12.2024.

Dr. Pandit did his B.Sc. (Agriculture) from Banaras Hindu University, Varanasi. He completed M.Sc. (Dairying) from National Dairy Research Institute, Karnal, Haryana and is a Ph. D. in Agricultural Economics from Indian Agricultural Research Institute, New Delhi. He ranked 5th in Junior Research Fellowship for M.Sc. and awarded Institute Fellowship by Indian Agricultural Research Institute, New Delhi for Ph.D. He also ranked 3rd in the Indian Economic Service (IES) examination, 2006 conducted by UPSC.

He has experience of working in various departments such as Ministry of Finance, Department of Economic Affairs; Ministry of Agriculture, Department of Agriculture & Cooperation; Ministry of Rural Development, Department of Rural Development; Ministry of Coal. He attended Civil Services College, Singapore to undergo training on Public Governance and Economic Development: Singapore's Experience and lessons for India. He also visited Duke Centre for International Development, Duke University, North Carolina, USA for attending training on Project Appraisal and Risk Management -2013 (PARM-2013). He has keen interest in yoga, badminton & listening to music.



Ms. Santosh
(DIN-09519383)

Ms. Santosh (49 years) (DIN-09519383) took over the charge of Part-Time Official Director of Eastern Coalfields Limited from 01.01.2025 upto 16.07.2025.

Ms. Santosh, Deputy Director General, Ministry of Coal, Government of India undertook charge as the Part-Time Official Director of Singareni Collieries Company Limited on 22.02.2023. Ms. Santosh is a Post Graduate with M.Sc. (Statistics). She is an officer of Indian Statistical Services (ISS) of 1999 batch. She joined NITI Aayog, the then Planning Commission in July, 2001 after completion of Probation period of two years. She joined as Deputy Director General, Ministry of Coal, Govt. of India w.e.f. 05.01.2021

She has experience of over 22 years during which she served in different capacities in different ministries viz. Ministry of Statistics and Programme Implementation (MoSPI), Ministry of Women and Child Development (MWCD).



BOARD'S REPORT

Dear Members,

On behalf of the Board of Directors, it gives me great pleasure in presenting the **50th Annual Report** on the business operations of the company together with Audited Financial Statements for the year ended 31st March, 2025, together with the Auditors' Report and comments of the Comptroller & Auditor General of India.

1.0 HIGHLIGHTS OF OPERATIONS AND MAJOR ACHIEVEMENTS DURING F.Y. 2024-25:

- a) Eastern Coalfields Limited in 2024-25, witnessed highest ever coal production of 52.035 MT, since inception of the company with a positive growth of 9.41% which is highest amongst all the subsidiaries of CIL.
- b) During the F.Y. 2024-25, ECL has registered a positive growth of 13.76% in off take which is highest amongst all the subsidiaries of CIL.
- c) During the F.Y. 2024-25, ECL has registered highest ever OB removal since inception of the company i.e. 187.167 M. Cum.
- d) The company achieved highest railway rake (68 Rakes) loading in a single day on 31st March, 2025 surpassing earlier highest single day railway rake loading of 65 rakes on 31st March, 2024.
- e) On 28th March, 2025, the Company has achieved 2.88 L. Te. coal production in a single day since inception surpassing earlier highest single day production 2.80 L. Te. on 31st March, 2024.
- f) On 6th March 2025, the Company has achieved the highest OB removal (7.08 L. Cum.) in a single day since inception surpassing earlier highest single day OB removal 6.81 L. Cum. on 29th February, 2024.
- g) Eastern Coalfields Limited has been earning profit consecutively for 3 years w.e.f. F.Y. 2022-23.



Inauguration of Jhanjra Sindur Park by Shri G. Kishan Reddy, Hon'ble Minister of Coal & Mines, Govt. of India



- h) Eastern Coalfields Limited was awarded with the Best Corporate Governance Award by Indian Chamber of Commerce (ICC) at the 15th India Corporate Governance & Sustainability Vision Summit held in New Delhi. This award is a testament to ECL's commitment towards Corporate Governance and Sustainability.
- i) Eastern Coalfields Limited has been honored with the SEAL Business Sustainability Award in Gold Category in Mumbai. This recognition reflects our commitment to sustainable practices, innovation and creating lasting positive impact for our community and the planet.
- j) Two (02) Mines of ECL (Jhanjra Project Colliery and Sonapur Bazari OCP) received the prestigious Five Star Rating Awards from the Ministry of Coal for 2022-23 on 21.10.2024.
- k) Eastern Coalfields Limited was awarded 1st Prize for quality awareness on 50th Foundation Day of CIL on 1st November, 2024.
- l) Eastern Coalfields Limited is the first subsidiary of Coal India Limited to adopt Digital Board Solution Software w.e.f. 1st June, 2024 making the entire Board process paperless and digital.
- m) Eastern Coalfields Limited won 2nd prize in the prestigious Corporate Safety Award 2024 from the Ministry of Coal, Government of India.
- n) Mine Plan Approved by ECL Board for Sonapur-Bazari Expansion OC from 12.00 MTY to 14.00 MTY on 20.07.2024 for a period of 2 year under Cluster No. 12 (Total Capacity: 31.83 MTY) and Environmental Clearance has also been amended for the same.

2.0 ORGANISATION

Eastern Coalfields Limited (ECL), a subsidiary of Coal India Limited was incorporated on 1st November, 1975 by taking over 414 mines vested with Eastern Division of Coal Mines Authority Limited (CMAL) and the company commenced its commercial operation from that date. It operates in the states of West Bengal and Jharkhand. There



Inauguration of Sindur Park at ECL by Shri G. Kishan Reddy, Hon'ble Minister of Coal & Mines, Govt. of India



are 13 numbers of operating Areas with 79 number of working mines, 47 being underground mines, 22 opencast mines and 10 mixed mines. As on 01.04.2024, ECL has an approximate coal reserve of 57.218 Billion Tonne in its command areas (33.943 Billion Tonne in West Bengal and 23.275 Billion Tonne in Jharkhand).

3.0 CAPITAL STRUCTURE

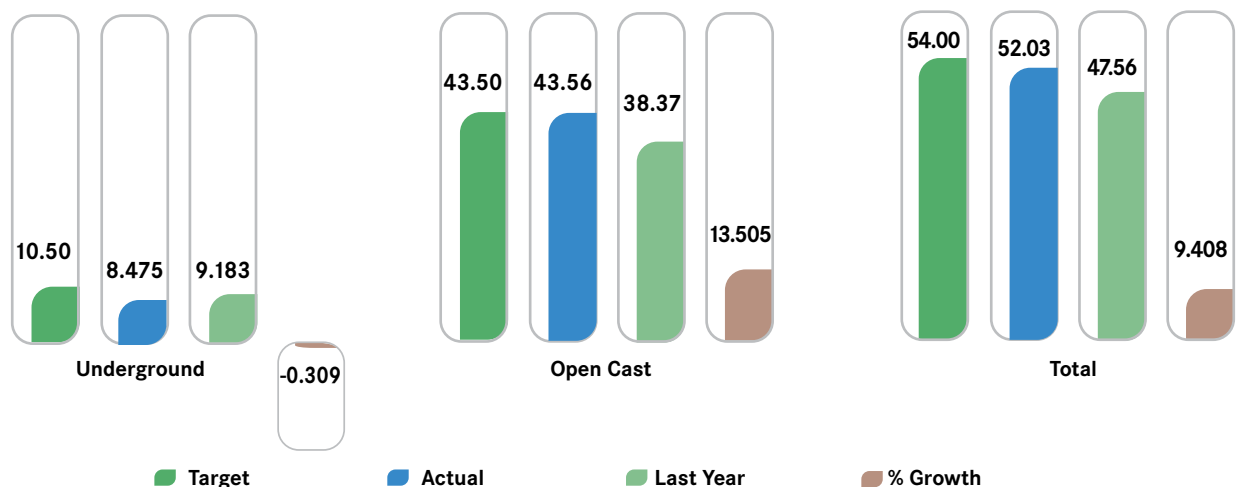
(Rs. in Crore)

Particulars	2024-25	2023-24
A. SHARE CAPITAL:		
i) Authorized Share Capital (4,60,00,000 Equity Shares of Rs. 1,000 each)	4600.00	4600.00
ii) Paid up Equity Share Capital (4,26,94,200 shares of Rs. 1,000 each)	4269.42	4269.42
B. LOAN FUNDS:		
i. Export Development Corporation, Canada	154.47	157.99
ii. Bank Overdraft	0.42	663.25
iii. Other Loan from Banks	1,508.57	Nil

4.0 PRODUCTION PERFORMANCE

Particulars	Unit	2024-25			2023-24	Growth Over Last year	
		Target	Actual	Achieved (%)	Actual	Absolute	%
Production							
i) Raw Coal							
-UG		10.500	8.475	80.711	9.183	-0.708	-7.710
-OC		43.500	43.560	100.138	38.377	5.183	13.505
Total	M. Te.	54.000	52.035	96.360	47.560	4.475	9.409
ii) Coking Coal		0.017	0.017	100.00	0.012	0.005	41.667
iii) Non-Coking		53.983	52.018	96.359	47.548	4.470	9.401
Overburden Removal	M. Cum.	150.000	187.167	124.778	170.899	16.268	9.519
Productivity (OMS)							
-Underground		1.116	0.942	84.385	0.950	-0.008	-0.842
- Opencast	Tonnes	20.403	25.951	127.192	14.258	11.693	82.010
- Overall		4.678	4.181	89.376	3.849	0.332	9.626

Coal Production (MT)





4.1 SYSTEM CAPACITY UTILISATION:

(Figures in %)

Particulars	2024-25			2023-24
	Target	Actual	Achieved (%)	Actual
UG	97.61	78.80	80.73	78.80
OC (Dept.) Excv.	63.96	51.42	80.40	59.68
OC (Hired) Excv.	100.74	130.16	129.20	107.55
OC (Dept.+ Hired) Excv.	92.26	111.99	121.39	95.40
Total [UG+OC(D)]	68.51	55.08	80.39	62.15
Overall (UG+OC) (Hired + Dept.)	92.46	110.85	119.90	94.80

4.2 COAL STOCK

The closing stock of raw coal as on 31.03.2025 was 8.241 MT (5.62 MT as on 31.03.2024).

5.0 FINANCIAL PERFORMANCE

5.1 FINANCIAL RESULTS

Gross sales turnover for the year ended 31st March, 2025 was Rs. 20,183.54 Crore compared to Rs. 18,999.97 Crore in the previous year resulting in increase of 6.23% over previous year. During the financial year 2024-25, the company earned a pre-tax total comprehensive income of Rs. 192.10 Crore and a post-tax total comprehensive income of Rs. 122.83 Crore compared to previous year's pre-tax total comprehensive income of Rs. 119.29 Crore and post-tax total comprehensive income of Rs. 157.39 Crore. Details were as under:

Particulars	(Rs. in Crore)	
	2024-25	2023-24
Profit (+)/Loss (-) after charging all expenses but before PRP/ Executive Superannuation Benefit, Actuarial Provision, Finance Cost, Depreciation/Amortization/Impairment and Stripping Activity Adjustment	601.98	957.50
Less: Impact of PRP/Executive Superannuation Benefit	80.29	159.73
Less: Actuarial provision	58.99	447.45
Less: Finance Cost	142.32	121.13
Less: Depreciation/Amortization/Impairment	734.90	700.17
Less: Stripping Activity Adjustment	-606.62	-590.27
Total Comprehensive Income for the year before Tax	192.10	119.29
Cash Profit	163.38	741.64
Total Comprehensive Income after Tax	122.83	157.39



Shri G. Kishan Reddy, Hon'ble Minister of Coal & Mines, Govt. of India during his visit at Jhanjra Area of Eastern Coalfields Limited

5.2 FACTORS CONTRIBUTING TO INCREASE/DECREASE IN PROFIT (LOSS)

(Rs. in Crore)

Profit/(Loss) before tax for the year ended 31 st March, 2024		213.49
a. Increase in Income		
Sales (Net)	455.46	
Other Operating Revenue (Net)	75.94	
Other Income	20.81	552.21
b. Decrease in Expenditure		
Employee Benefits Expense	540.18	
Stripping Activity Adjustment	16.35	556.53
c. Total Increase in Profit		1,108.74
d. Less: Increase in Expenditure		
Cost of Materials Consumed	48.07	
Accretion/Decretion in Stock	258.35	
Contractual Expense	631.27	
Finance Costs	21.19	
Depreciation/Amortization/Impairment	34.73	
Other Expenses	27.40	1,021.01
e. Total Decrease in Profit		1,021.01
f. Net Change in Profit (c-f)		87.73
Profit/(Loss) before tax for the year ending 31 st March, 2025		301.22


Visit of Shri G. Kishan Reddy, Hon'ble Minister of Coal & Mines, Govt. of India at Sonepur Bazari Area of ECL



5.3 CAPITAL EXPENDITURE

Total Capital Expenditure during the financial year 2024-25 was Rs. 1646.16 Crore (Rs. 1,461.34 Crore during the FY. 2023-24).

5.4 SUNDRY DEBTORS

Status of Sundry Debtors (Gross), Debtor turnover and the Provision for Doubtful Debts as on 31st March, 2025 vis-a-vis 31st March, 2024 is as under:

Particulars	Unit	31.03.2025	31.03.2024
Sundry Debtors (Gross)	Rs. in Crore	2,345.52	2,388.22
Debtors Turnover	No. of months	1.17	1.09
Provision for Doubtful Debts	Rs. in Crore	286.44	496.07
Sundry Debtors (Net)	Rs. in Crore	2,059.08	1,892.15

5.5 REPAYMENT OF FOREIGN LOAN

(Rs. in Crore)

Particulars	2024-25	2023-24
Repayment of foreign loan through CIL	8.04	7.79

5.6 CONTRIBUTION TO THE GOVERNMENT EXCHEQUER

(Rs. in Crore)

Particulars	2024-25				2023-24			
	West Bengal	Jharkhand	Central	Total	West Bengal	Jharkhand	Central	Total
i) GST in respect of West Bengal								
a. IGST	-	-	15.79	15.79	-	-	82.90	82.90
b. CGST	-	-	7.43	7.43	-	-	7.86	7.86
c. SGST	7.43	-	-	7.43	7.86	-	-	7.86
d. Compensation Cess	-	-	1,203.67	1,203.67	-	-	1,112.04	1,112.04
ii) In respect of Jharkhand								
a. IGST	-	-	0.06	0.06	-	-	0.29	0.29
b. CGST	-	-	61.70	61.70	-	-	49.75	49.75
c. SGST	-	61.70	-	61.70	-	49.75	-	49.75
d. Compensation Cess	-	-	780.43	780.43	-	-	568.32	568.32
iii) Royalty, NMET, DMF on Coal	24.46	536.04	-	560.50	21.66	528.16	-	549.82
iv) RE & PE Cess	2,101.82	-	-	2,101.82	1,743.01	-	-	1,743.01
v) AMBH Cess	2.80	-	-	2.80	2.68	-	-	2.68
vi) PW & Road Cess	2.67	-	-	2.67	2.55	-	-	2.55
vii) Sales Tax (VAT/CST)	-	-	-	-	0.02	0.68	-	0.70
viii) Stowing Excise Duty	-	-	-	-	-	-	-	-
ix) Clean Energy Cess	-	-	-	-	-	-	-	-



Particulars	2024-25				2023-24			
	West Bengal	Jharkhand	Central	Total	West Bengal	Jharkhand	Central	Total
x) Excise Duty on Coal	-	-	-	-	-	-	-	-
xi) Entry Tax	-	-	-	-	-	-	-	-
xii) Management Fees	-	2.05	-	2.05	-	1.32	-	1.32
xiii) Bazaar Fees	-	4.30	-	4.30	-	4.56	-	4.56
xiv) Covid Cess	-	19.43	-	19.43	-	16.59	-	16.59
xv) Transit Permit Fee	-	41.18	-	41.18	-	21.66	-	21.66
xvi) JMBL Cess	-	121.25	-	121.25	-	-	-	-
TOTAL	2,139.18	785.95	2,069.08	4,994.20	1,777.78	622.72	1,821.16	4,221.66

5.7 Special achievement during the year:

1. The Corporate Accounts Department ensured the timely submission of quarterly and annual financial statements to Coal India Limited as per the prescribed schedule. Eastern Coalfields Limited (ECL) secured second position among all subsidiaries in submission of half-yearly accounts for F.Y. 2024–25 and first position in submission of Board-adopted Annual Accounts along with the Statutory Audit Report for the same financial year. The awards for the second and first positions were presented by the Director (Finance), Coal India Ltd., in CIL's DF coordination meeting.
2. The Comptroller and Auditor General of India (CAG), through its communication dated 11th July, 2025, conveyed that no observation or comment was found on the Audited Financial Statements of ECL for the financial year 2024–25.
3. Eastern Coalfields Limited was awarded a Certificate of Commendation by the Central Board of Indirect Taxes & Customs (CBIC), Kolkata CGST & CX Zone, for exemplary compliance with GST regulations and notable contribution to national economic growth. The recognition was conferred during the GST Day Celebrations held on 1st July 2025 at Science City Auditorium, Kolkata. The Certificate of Commendation was presented by Hon'ble Lieutenant Governor of Andaman and Nicobar Islands, Admiral Devendra Kumar Joshi, Shri Shrawan Kumar, Chief Commissioner, CGST & CX, Kolkata Zone, Shri Madan Mohan Singh, Chief Commissioner of Customs, Kolkata Zone.



Eastern Coalfields Limited awarded for Excellent Work in GST by Central Board of Indirect Taxes and Customs



Eastern Coalfields Limited awarded with 1st prize for submission of Annual Accounts across CIL



- ECL achieved favourable outcomes in long-pending Central Excise matters pertaining to the period from April, 2011 to June, 2017. During FY 2024-25, rulings delivered by the Customs, Excise and Service Tax Appellate Tribunal (CESTAT) led to the quashing of demands aggregating to Rs. 970.01 Crore, thereby significantly reducing the Company's contingent liabilities.

6.0 COAL MARKETING:

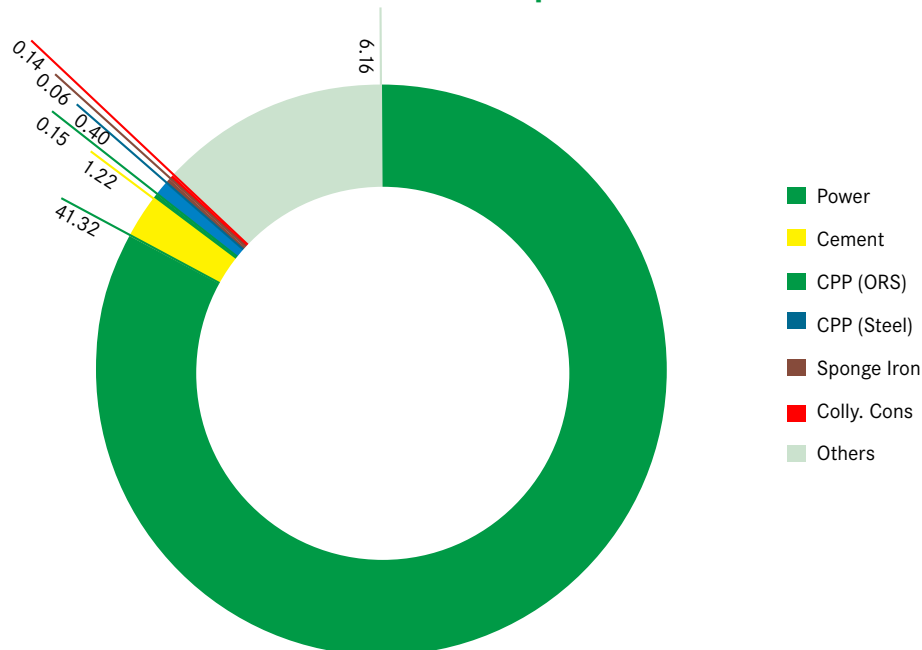
6.1 Demand/Target vis-a-vis Off-take:

Actual off-take of coal in 2024-25 was 49.76 million tonne against the demand of 54.00 million tonne i.e. demand satisfaction of 92%. Sector-wise demand and off-take during the year 2024-25 compared to 2023-24 is as follows:

(Figures in Million Tonne)

Sector	Off-take 2024-25			Off-take 2023-24		
	Demand/Target	Actual	% Satisfaction	Demand/Target	Actual	% Satisfaction
Power	40.000	41.320	103	34.000	36.090	106
Cement	1.910	1.220	64	0.430	0.350	81
CPP (Others)	0.140	0.150	105	0.250	0.180	71
CPP (Steel)	0.490	0.400	82	0.490	0.420	86
Steel Blendable	-	-	-	-	-	-
Sponge Iron	0.130	0.060	50	0.850	0.080	9
Export	-	-	-	-	0.010	-
LOCO	-	-	-	-	0.001	-
Defence	-	-	-	-	-	-
Colliery Consumption	0.160	0.140	86	0.180	0.150	84
Others	11.160	6.460	58	14.800	6.470	44
Total	54.000	49.760	92	51.000	43.750	86

Sector-wise Coal Despatch





6.2 Average loading of Wagons per day:

Field-wise average loading of wagons for the year 2024-25 compared to previous year is as follows:

(Figures in Box/Day)

Field	Loading of wagons			
	2024-25		2023-24	
	Target	Actual	Target	Actual
Raniganj	1087	989	1036	963
Mugma / Salanpur / S.P. Mines	322	302	309	245
Adra	09	09	08	09
Pirpainti	-	-	-	-
Rajmahal (Wharf Wall)	66	124	136	80
Total	1484	1424	1489	1297

6.3 Mode-wise despatch:

(Figures in Million Tonnes)

Mode of despatch	2024-25	2023-24
Rail	33.84	30.01
Road	3.02	3.48
Merry-Go-Round (MGR)	12.76	10.11
Total	49.62	43.60

6.4 Closing Stock of Coal as on 31st March, 2025 is as follows:

(Figures in Million Tonnes)

Field	As on 31.03.2025
Raniganj	1.616
Mugma / Salanpur	1.731
S.P. Mines	0.591
Rajmahal	4.303
Total	8.241



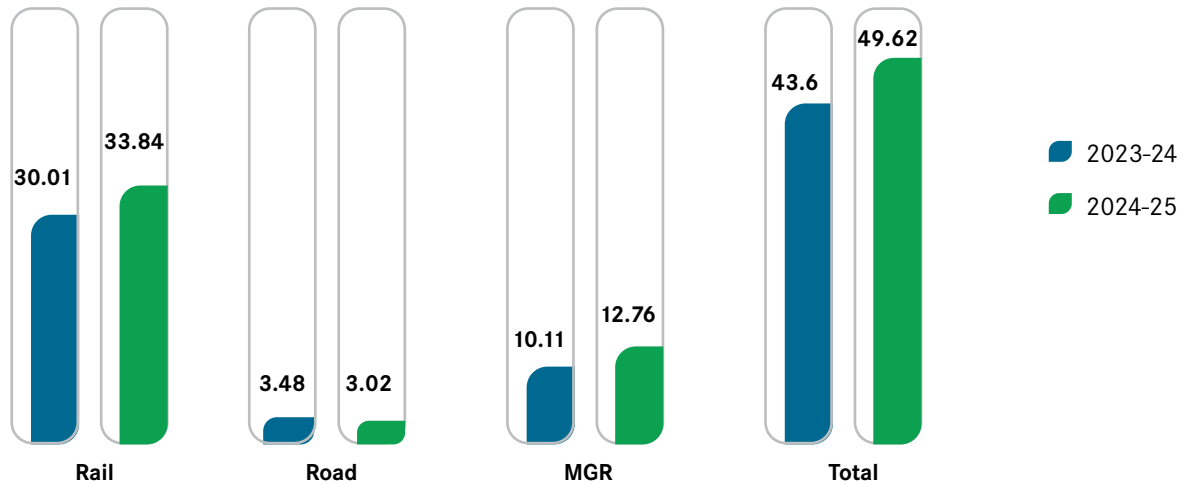
Mining machineries of ECL



6.5 Spot & Exclusive e-Auction & Special Forward e-Auction:

Mode	2024-25			2023-24		
	Despatched Qty (in Lakh Tonne)	Gain over notified price (Rs. in Crore)	% age Gain	Despatched Qty (in Lakh Tonne)	Gain over notified price (Rs. in Crore)	% age Gain
Spot & Exclusive e-auction						
Rail	38.70	720.33	53.17%	37.64	661.43	71.68
Road	27.16	387.39	43.60%	27.55	840.17	63.89
Total	65.86	1107.72	49.38%	65.19	1501.60	67.18
Special Forward e-auction (Power)						
Rail	-	-	-	-	-	-
Road	-	-	-	-	-	-
Total	-	-	-	-	-	-
Grand Total	65.86	1107.72	49.38%	65.19	1501.60	67.18

Mode-wise Coal Despatch (MT)



7.0 PLANNING:

7.1 Command Areas of Operations:

There are 13 operating Areas with 79 working mines comprising of 47 Underground mines, 22 Opencast mines and 10 mixed mines.

7.2 Modernization:

In order to increase the level of modernization and mechanization in underground mines, intermediate technology by deploying LHD/SDL was introduced in 56 nos. of mines till 2024-25. As on 31.03.2025, 201 nos. of SDLs, 31 nos. of LHDs and 137 nos. of UDMs were on roll (inclusive of initial Survey-off equipment) in different underground mines of ECL. During 2024-25, production achieved from SDLs was 2.863 MT, from LHDs was 0.403 MT, from 2 nos. Highwall was 0.551 MT and from 1 no. Road Header (Part of Longwall Package) is 0.001 MT.



“Mass Production Technology” by deploying Continuous Miner combined with Shuttle Car (14 sets) have been deployed at Jhanjra, Sarpi, Kumardih-B UG, Khottadih UG and Tilaboni projects and are running successfully. The production achieved during 2024-25 from 9 nos. of Standard Height Continuous Miners and 5 nos. Low Height Continuous Miners was 4.599 MT. In Jhanjra, Longwall Technology is running successfully since August, 2016 & production during 2024-25 was 0.048 MT (Excluding Road Header). Overall underground coal production during 2024-25 was 8.474 MT.

In addition to above the following steps are being taken for modernization of Coal Industry:

- a. **Highwall Mining:** Highwall Mining at Nimcha Colliery and Narainkuri have been introduced in 2023-24. ECL Board in its meeting held on 24.09.2024 has approved the Updated Cost Estimate of Scheme for Highwall mining at Rajpura-OCP of Mugma Area (0.50 MTY). Empowered Committee of Functional Directors (ECFDs) in its meeting held on 04.02.2025 has approved the scheme for Highwall Mining at Nirsa OCP (0.30 MTY).
- b. **Man Riding System:** During the F.Y. 2024-25, there are total seven mines where Man riding systems are in operation in ECL viz. Jhanjra (3 nos. Diesel Operated Free Steered Vehicle); Parasea (1 set chairlift system); Nimcha (2 sets chairlift systems); Bansra (2 sets chairlift systems); Shyamsundarpur (1 set chairlift system); Chinakuri Mine III (1 set chairlift system) and Amritnagar Colliery (1 set chairlift system). Apart from this, 2 nos. of battery operated Free Steered Vehicles are in operation at Khottadih Colliery and 2 nos. of battery locomotives are in operation at Chinakuri Mine I. During the F.Y. 2025-26, Man Riding Systems are expected to be commissioned in two mines viz. Amritnagar Colliery and Dhemomain (1 set Chairlift System in each mine).

7.3 Diversification:

- a. **Coal Bed Methane (CBM):** Project feasibility Report (PFR) was formulated and approved by ECL Board administratively under MDO concept on 22.09.2018 covering lease hold area of Satgram, Kunustoria & Sripur Area. CMPDIL was awarded to work as Project Implementing Agency (PIA) for CBM on 08.05.2020. Bid was e-published by CMPDIL on 15.05.2020 for selection of Coal Bed Methane Developer (CBMD). CBM Bid opened on 09.09.2020 and there was no bidder. Further, bid was e-published by CMPDIL for the second time on 30.10.2020 and bid opened on 06.01.2021 but no bids received. Bid was e-published for the third time on 09.06.2021 and bid opened on 13.08.2021, no bids received.

At present, 23.30 Sq. Km. area of Raniganj CBM Block has been identified for tendering for CBM. GeM compatible Global Tender document is in the final stage of vetting and approval.



Shri Satish Jha, CMD, ECL inaugurated 2 newly bought Departmental Truck mounted Man Bucket Lift of Pandaveswar Area



b. Surface Coal Gasification (SCG): Coal India Limited (CIL) is advancing a Surface Coal Gasification (SCG) initiative to produce Synthetic Natural Gas (SNG) from coal, with the project site identified at Bahadurpur, near the Sonepur Bazari Area of Eastern Coalfields Limited (ECL). The Pre-Feasibility Report (PFR) has been prepared by PDIL and was approved by the ECL Board on 03.08.2021, with methanol initially selected as the downstream product.

To implement the project, a global Notice Inviting Tender (NIT) was floated on 31.01.2022 under the Build-Own-Operate (BOO) model. However, it received no bid by the submission deadline. In response, CIL pursued strategic partnerships, culminating in a Memorandum of Understanding (MoU) with GAIL (India) Limited on 12.10.2022 to explore SNG production.

This collaboration gained momentum with the CIL Board approving a revised Pre-Feasibility Report and Pre-project activities on 19.04.2023. Projects & Development India Limited (PDIL) was subsequently appointed as the Project Monitoring Consultant (PMC) to prepare the Detailed Feasibility Report (DFR), with work commencing on 29.07.2024.

The strategic partnership was further solidified through the signing of a Joint Venture (JV) agreement between CIL and GAIL on 05.08.2024. An Expression of Interest (EOI) issued on 12.09.2024 for coal gasification technology licensors attracted five bids, which are currently under evaluation.

To support the initiative, CIL incorporated a new subsidiary, Coal Gas India Limited, on 25.03.2025, in collaboration with GAIL. This joint venture aims to establish a coal-to-SNG business, marking a significant step forward in CIL's diversification into clean energy solutions. The registered office of the Company is located at VT Centre, ECL, P.S. Pandaveswar, Sonepur, Pandaveswar, Bardhaman, West Bengal, India, Pin-713378.

c. Underground Coal Gasification: The 1st Phase of the Pilot Underground Coal Gasification (UCG) Project at the Kasta West Block, which involved comprehensive geological investigations, detailed hydrogeological assessments and rock mechanics studies, has been successfully completed. **This is a first of its kind project undertaken in Coal India.**

The 2nd Phase is set to begin soon and will involve obtaining the required statutory clearances. Following this, the pilot plant will be constructed, commissioned and operated, after which it will enter a planned shutdown and monitoring phase.

7.4 Steps taken to improve underground coal production: Considering the various operational constraints, liquidation of upper seam, delay in availability of land for caving etc. actions have been taken to improve underground production mainly by introduction of mass production technology deploying Continuous Miner with Shuttle Car in more number of underground mines in coming years like Jhanjra, Sarpi, Tilaboni, Siduli, Parasea-Belbaid and Nimcha apart from gradual phasing out of manual operations with the intermediate technology. Action has been taken to introduce more UDMs keeping in view of shortage of Drilling gang due to superannuation and the dual purpose of availability of more coal at face and supporting as well.

7.5 Details of Projects Formulated during the year 2024-25:

Sl. No.	Name of Project	Capacity (MTY)	Estimated additional Capital (Rs. in Crore)			
			Departmental	Partial Out-sourcing	Out-sourcing	MDO
1.	Rangamati-A UG	3.48	2016.54	-	979.49	1972.89 (ECL- 208.44, MDO- 1764.45)
2.	Kayada Chaudhar Gariapani	4.00	3103.05	-	2181.13	2871.02 (ECL- 1260.65, MDO- 1610.37)
3.	Nimcha UG	2.76	1553.87	-	728.16	1533.25 (ECL=45.77, MDO=1487.48)



7.6 Details of Projects Report approved by CIL Board during the year 2024-25:

Sl. No.	Name of the Project	Capacity (MTY)	Approved Capital Investment (Rs. in Crore)	Date of Approval	Remarks
1.	Parascole-Jambad OC	1.80	1193.55	20.07.2024	Project Report approved in Hiring Mode
2.	Nimcha UG	2.76	ECL Part: 45.77	23.12.2024	Project Report approved in MDO Mode

7.6a Scheme approved by ECL Board in 2024-25:

Sl. No.	Name of Scheme	Capacity (MTY)	Approved Capital Investment (Rs. in Crore)	Date of Approval	Remarks
1.	Indigenous Continuous Miner at Khottadih UG	0.50	148.43	06.03.2025	Scheme approved in departmental mode

7.6b Scheme approved by ECFD of ECL in 2024-25:

Sl. No.	Name of Scheme	Capacity (MTY)	Approved Capital Investment (Rs. in Crore)	Date of Approval	Remarks
1	Highwall mining at Nirsa OCP	0.30	4.22	04.02.2025	Scheme approved in Out-sourcing with Hiring of Equipment

7.7 Capital Projects:

During the year 2024-25, ECL has introduced 17 Nos. of Capital Projects out of which 3 nos. of new Greenfield project (Chuperbhita-Simlong OC, Parascol-Jambad OC & Nimcha UG) and 14 nos. of Expansion / Revision / Foreclosure of Projects (Jhanjra Expansion UG, Khottadih CM, Mohanpur Expansion OCP, New Kenda OC, Sonapur



Deployment of Mass Production Technology at ECL



Bazari Expansion OCP, Chitra East OCP, Siduli Mix, Nakrakonda-Kumardih B OCP, Tilaboni UG, Parasea-Belbaid UG, Shyamsundarpur including Sarpi UG, Bonjemehari Expansion OCP, Hura-C and Itapara OCP).

7.8 New Initiatives:

- a. **Technological up-gradation and Modernization of existing UG mines:** 23 nos. of UG Mines were undertaken for study of enhancement of production by Consortium of M/s. ISM, M/s. SCCL and M/s. PWC. This is as per the MoC/CIL's directive. Report was submitted in January, 2018. Same has been accepted by Coal India Ltd. Out of the twenty-three projects, three Project Reports (Siduli Mixed, Tilaboni UG and Parasea-Belbaid UG) and one Scheme (Shampur-B) have been approved. Five more Project Report/Schemes are under process of formulation /approval.
- b. **Introduction of mass production technology Continuous Miner (CM):** At present, 14 nos. Continuous Miners are operational with caving in five mines (Jhanjra: 04 nos. Standard Height Continuous Miner & 02 nos. Low Height Continuous Miner; Shyamsunderpur: 01 no. Standard Height Continuous Miner; Kumardih B: 02 nos. Low Height Continuous Miner & 01 no. Standard Height Continuous Miner; Khottadih: 01 no. Standard Height Continuous Miner & 01 no Low Height Continuous Miner and Tilaboni: 02 nos. Standard Height Continuous Miner). Apart from this, 22 nos. Continuous Miners have been planned for commissioning in 8 mines for which Project Reports have already been approved. These Continuous Miners have been planned for depillaring with caving/backfilling.



Shri Satish Jha, CMD, ECL attended "The World's Only Conference on Petroleum-Coal-Gas-Hydrogen Industry with focus on Synergy of Energy" at New Delhi



Timeline of commissioning of 16 nos. Continuous Miners for approved Project Reports are as under:

Sl. No.	Project	Type	Nos.	2025-26	2026-27	2027-28	2028-29	2029-30
1.	Shyamsundarpur	LHCM	2	2	-	-	-	-
2.	Tilaboni	LHCM	2	-	1	1	-	-
3.	Parasea Belbaid	LHCM	1	-	1	-	-	-
		SHCM	1	-	-	1	-	-
		EHCM	2	-	-	-	1	1
4.	Khottadih Indigenous CM	SHCM	1	-	1	-	-	-
5.	Siduli	LHCM	1	-	-	-	1	-
		SHCM	1	-	-	-	-	1
		EHCM	1	-	-	-	-	1
6.	Shampur-B	LHCM	2	-	-	-	1	1
7.	Bansra	LHCM	2	-	-	-	1	1
	Total LHCM		10	-	2	1	3	2
	Total SHCM		3	2	1	1	-	1
	Total EHCM		3	-	-	-	1	2
	Total		16	2	3	2	4	5



High-wall mining at Nimcha Colliery, ECL



The scheme for Shampur-B for introduction of Continuous Miner with Paste Fill Technology has been approved by ECL Board on 29.01.2022. Tender related activities are in progress and once the mining method is established by CIMFR, further course of action will be decided.

The Project Report for Nimcha UG for installation of 6 Nos. Continuous Miners has already been approved which are scheduled to be installed as 2 nos. in 2030-31, 1 no. in 2031-32, 1 no. in 2033-34 and rest of the 2 nos. will be installed later on (beyond 2034-35).

c. Foreign collaboration/Technology Absorption-Adaptation and innovation:

- i) Introduction of Continuous Miner at Tilaboni UG Mine: 1 set of Low Height Continuous Miner has been commissioned during 2024-25 by M/s. JMS Mining Pvt. Ltd.
- ii) Introduction of additional 2 nos. Standard Height Continuous Miner at Jhanjra: 2 nos. Standard Height Continuous Miner have been commissioned by M/s. Gainwell Commosales Pvt. Ltd. in 2024-25
- iii) One set Powered Support Longwall is working in Jhanjra R-VI Seam.
- iv) Introduction of additional 2 nos. Low Height Continuous Miner at Shyamsundarpur UG Mine: LOA for supply of 2 nos. Low Height Continuous Miner was issued on 08.08.2022 to M/s. Gainwell Commosales Pvt. Ltd.
- v) For introduction of Continuous Miner at Parasea-Belbaid UG: LOA for introduction of four more Continuous Miner at Parasea-Belbaid UG was issued on 30.03.2023 to M/s. Gainwell Commosales Pvt. Ltd.
- vi) LOA for introduction of two more Continuous Miner at Tilaboni UG CH was issued on 30.03.2023 to M/s. JMS Mining Pvt. Ltd.

7.9 Status of achievement of major milestones related to On-going Projects for the year 2024-25:

Sl. No.	Name of Project	Activities/Milestones	Target for the year	Achievement
1.	Sonepur Bazari Expansion OCP	Notification under section 7(1) of CBA (A&D) Act, 1957 for acquiring 526.51 Ha	December, 2024	Completed. Notified under section 7(1) of CBA (A&D) Act, 1957 for acquiring 526.51 Ha on 30.08.2024.
2.	Jhanjra Expansion UG Project	Commissioning of 2 nos. Standard Height Continuous Miner (3 rd & 4 th Standard Height Continuous Miner of Jhanjra UG Project)	March, 2025	Completed. 2 nos. Standard Height Continuous Miner commissioned during 2024-25.
3.	Chuperbhita-Simlong OCP	Finalization of Tender in MDO option	March, 2025	Completed. LOA issued to M/s. NEPL-SSGL-GKR, Gurugram on 08.05.2023 in MDO mode on 01.01.2025.
4.	Tilaboni UG	Commissioning of 2 nos. Standard Height Continuous Miner	March, 2025	Completed. The Low Height Continuous Miner was commissioned in April, 2024.



Mass Production Technology at ECL



7.10 Mine Closure Plan:

- a) 91 MCP's need to be Revised as per the Revised MCP Guidelines issued by Ministry of Coal, Government of India on 31.01.2025.
- b) Preparation of Revised MCP's is under process at CMPDIL for execution of Revised Tripartite Agreements with CCO.
- c) 48 proposals amounting Rs. 99.43 Crore have been submitted to CCO after 3rd party audit.
- d) Rs. 57.82 Crore has been reimbursed till date from CCO against PMCA report.
- e) Rs. 76.13 Crore has been deposited in Escrow fund during the FY. 2024-25.

7.11 Exploration:

- a) Company has drilled 53790 meterage during the FY. 2024-25.
- b) 2130 meterage drilling has been completed in Dipside of Lalmatia A & B block till 31.03.2025.
- c) 17.6-line Km 2D Seismic survey conducted in Sarishathali South Block.
- d) 2 Boreholes for CBM parameter study have been conducted.

7.12 Special achievement during the year 2024-25:

- a) Mine Plan Approved by ECL Board for Sonepur Bazari Expansion OC from 12.00 MTY to 14.00 MTY on 20.07.2024 for a period of 2 year under Cluster No. 12 (Total Capacity: 31.83 MTY).
- b) Environmental Clearance amended for Sonepur Bazari Expansion OC from 12.00 MTY to 14.00 MTY on 20.03.2025 for a period of 2 years under Cluster No. 12 (Total Capacity: 31.83 MTY).
- c) Mining Plan has been approved by ECL Board for Cluster No. 1 on 14.01.2025.
- d) Mining plan has been approved by ECL Board on 24.09.2024 for Chinakuri-I UG (Cluster No. 06 MDO – Revenue Sharing).



Shri G. Kishan Reddy, Hon'ble Minister of Coal & Mines, Govt. of India during review meeting at Sonepur Bazari Area



- e) Mining plan has been approved by ECL board on 14.01.2025 for Madhujore UG & OC (MDO – Revenue Sharing).
- f) Mining plan has been approved by ECL board on 23.12.2024 for Tirat-Kuardih UG & OC (MDO – Revenue Sharing).
- g) Mining plan has been approved by ECL board on 17.08.2024 for Gopinathpur Mixed Mine (MDO – Revenue Sharing).
- h) Mining plan has been approved by ECL board on 24.09.2024 for Chinakuri UG (MDO – Revenue Sharing).
- i) ERP has been implemented in SAP Portal through PS module Master for of all seventy On-going Projects, First Mile Connectivity Projects and UG Vision Plan have been made in LIVE. Monitoring of the projects is also done through PS module of SAP Portal.

8.0 POPULATION OF EQUIPMENT (HEMM):

8.1 Population of Equipment as on 31st March, 2025 compared to 31st March, 2024:

Equipment	Capacity (Cum.)	No. of Equipment as on 31.03.2025	No. of Equipment as on 31.03.2024
Dragline	26.8	01	01
Shovel	Between 12 and 10	09	11
	Between 10 and 05	25	24
	Between 05 and 03	09	10
	Between 03 and 01	10	11
		53	56
Dumper	190 T	18	18
	120T	Nil	09
	100 T	49	28
	60 T	81	76
	35 T	27	41
		175	172
	410 hp	27	28
	320 hp	48	54
		75	82
Wheel Dozer	485 hp	02	Nil
Drill	311 mm	05	05
	250 mm	07	07
	160 mm	30	31
	100 mm	03	03
		45	46

8.2 Percentage availability and utilization of each type of equipment against CMPDIL norms during the year 2024-25 compared to previous year is as follows:

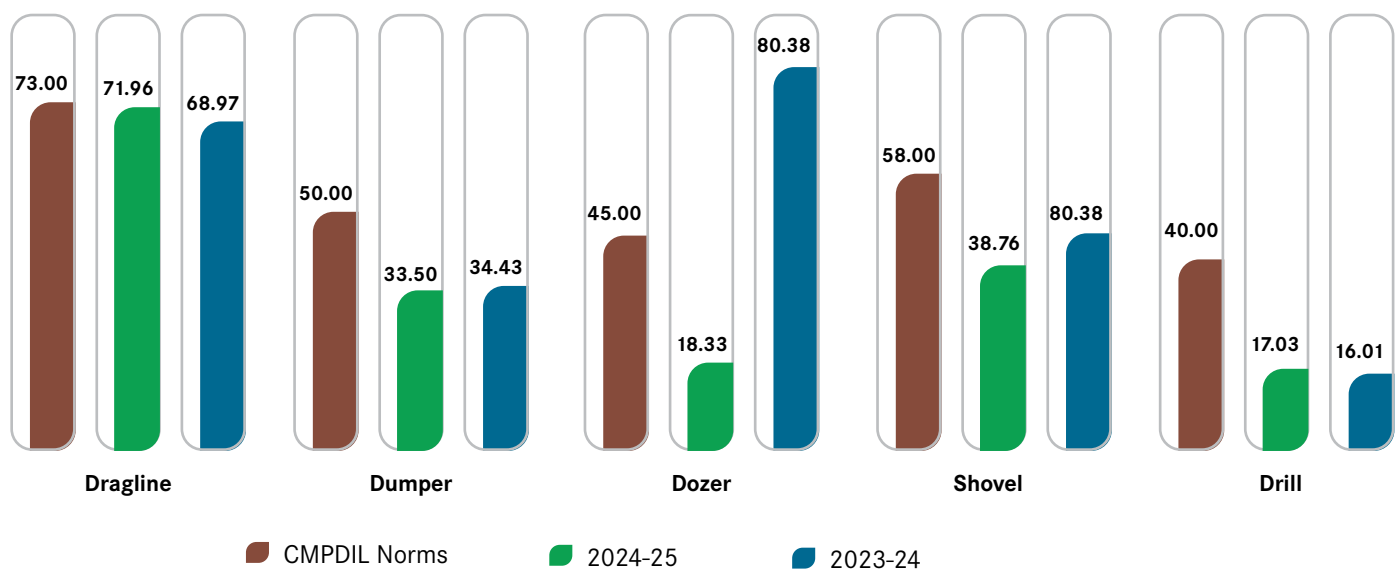
Equipment	CMPDIL Norms	Percentage Availability			Percentage Utilisation			
		2024-25	2023-24	Variation over last year in %	CMPDIL Norms	2024-25	2023-24	Variation over last year in %
Dragline	85	79.52	83.34	-3.82	73	71.96	68.97	2.99
Dumper	67	79.43	81.43	-2.00	50	33.50	34.43	-0.93
Dozer	70	69.09	72.38	-3.29	45	18.33	18.38	-0.05
Shovel	80	74.22	79.77	-5.55	58	38.76	45.48	-6.72
Drill	78	80.04	81.73	-1.69	40	17.03	16.01	1.02



8.3 New equipment/replacement equipment provided during 2024-25:

Equipment	Capacity	Added in 2024-25 as replacement/additional
Shovel	5 Cum.	2
Dumper	100T	21
	60T	6
Dozer		0
Drill		0

Percentage Utilisation of HEMM



8.4 Action taken for improvement in utilization of HEMM:

Following actions have been taken to improve utilization of the mining equipments (HEMMs):

- In Kenda Area, Shankarpur OCP was closed due to exhaustion of reserve and all the equipments have been transferred to CL Jambad for gainful utilization.
- In Bankola Area, there was no OB removal in Nakrakonda OCP from April, 2024 to October, 2024 due to failure of contractor. Presently mine is in operation and departmental coal production is up to the level of capacity.
- In Sonepur Bazari, higher capacity of 10 Cum. Rope Shovel 2 nos. was under major breakdown due to non-availability of spares due to Russia-Ukraine war. Order placed for spares during 2024-25 is expected to be delivered by August, 2026. Further spares required are also under process for procurement.
- In Kajora Area, 1 no. 5 Cum. Hydraulic Shovel was drowned due to unprecedented rainfall. Presently the machine has been re-commissioned and is in operation.
- In Pandaveswar Area Khottadih OCP there was water logging at coal face. Presently the issue has been resolved.



9.0 ENERGY CONSERVATION:

9.1 Power and Fuel Consumption:

Sl. No.	Particulars	Unit	2024-25	2023-24
I.	Electricity Purchased			
a.	Purchased Units	M.KWH	867.65	835.42
b.	Total amount paid to the supply agencies (Approx.)	Rs. in Crore	642.27	610.05
c.	Rate/Unit (Average)	Rs. / KWH	7.40	7.30
d.	Specific Consumption of Electricity (Approx.)	KWH/Cum	3.71	4.04
II.	Demand of Power			
a.	Average demand of power	MVA	179.59	178.84
b.	Contract Demand	MVA	207.40	199.33
c.	% Utilisation	%	86.59	89.72

9.2 Energy Conservation:

In order to implement energy efficiency measures in different units and establishments, steps have been taken to replace 813 conventional fans with BLDC Fans (Super Fans), 127 old ACs with energy-efficient ACs, 1570 conventional lights with LED Lights and 120 old motors with energy-efficient motors. The total anticipated savings from these energy efficiency measures is about 1.1 Million Units, valued at Rs. 7.763 Crore (approximately) during year 2024-25, which resulted in a reduction of CO₂ emissions by 1975 Te. Net Gain received from improvement of Power Factor during the F.Y. 2024-25 is Rs. 10.83 Crore.



Tricycle Distribution under CSR Initiatives of Sonepur Bazari Area by Shri G. Kishan Reddy, Hon'ble Minister of Coal & Mines, Govt. of India



9.3 Underground Machinery Performance:

Equipment	2024-25		2023-24	
	On Roll	Productivity (TPD)	On Roll	Productivity (TPD)
SDL	183	63	225	70
LHD	28	78	33	88
Continuous Miner	12	1211	11	1310
Road Header	-	-	1	44
Longwall	1	539	1	1802
Highwall	2	1058	2	1204

9.4 Performance of CHPs:

As on 31st March, 2025, the two Major CHPs at Sonepur Bazari and Rajmahal handled 24.46 MT of coal in F.Y. 2024-25 in comparison to 21.05 MT of coal during the year 2023-24.

9.5 Major achievements during 2024-25:

- a) ECL has issued work order for diversion of 132 kV Tower of DVC to ensure the continuity of mining operation of North Searsole Mine.
- b) Work order has been issued for the supply and installation of 9 nos. of Road Weighbridges in order to comply 100% both side weightment criteria.
- c) Installation and commissioning of 3.73 MW Roof Top Solar Plant in ECL is under progress and 850 kW has been commissioned in F.Y. 2024-25 out of 3.732 MW Roof top solar plant.



Silo Loading System at Rajmahal Area of ECL



9.6 Solar Power Initiatives in ECL:

The ever-increasing global concern over climate change has prompted a shift towards sustainable and eco-friendly energy sources. Among the various renewable energy options, solar power stands out as a shining example of how innovation and technology can make a significant impact on reducing carbon emissions. As the world grapples with the challenges of climate change, the adoption of renewable energy sources becomes paramount in curbing carbon emissions. Among them, solar power has emerged as a shining beacon of hope in the fight against global warming. With the capacity to significantly reduce carbon dioxide (CO₂) emissions, solar energy is equivalent to planting hundreds of trees over the span of decades. In this blog, we explore the remarkable impact of solar power in reducing CO₂ emissions and its equivalent contribution to tree planting.

Coal India Limited has already instructed to all its subsidiaries with directives to prepare the modalities / action plan for becoming Net Zero Company. Coal India Limited has communicated that to become a Net Zero Company, ECL has to install 525 MW Solar Power Project. Subsequently, ECL has taken initiatives to install Solar Power Projects in its area of operation. ECL has installed 1.906 MW Solar Power Project upto the F.Y. 2023-24 which has generated 8.47 Lakh kWh power resulted in saving of Rs. 42.72 Lakh and has installed 2.756 MW Solar Power Project upto the F.Y. 2024-25 which has generated 12.55 Lakh kWh power during the F.Y. 2024-25 resulted in saving of Rs. 63.79 Lakh.

ECL has planned to implement following Solar Power Projects during the F.Y. 2024-25:

- a) **Ground Mounted Solar Plant of 35 MWp capacity:** The work for installation of Solar Power Plant at all the three sites is in progress and expected to be commissioned by June, 2025.
- b) **Roof Top Solar Plant of 3732 kWp capacity:** The work for installation of 3732 kWp Roof Top Mounted Solar Plant is in progress and expected to be commissioned by September, 2025.
- c) **Floating Solar Plant of 5 MWp capacity:** The project for 5 MW Floating Solar Plant at Salanpur Area is in process of award of work.
- d) **Ground Mounted Solar Plant of 5 MWp capacity:** The project for 5 MW Ground Mounted Solar Plant at Sonepur Bazari Area is under NIT preparation phase.



35 KWp Roof Top Solar Panel, Jhanjra



10.0 WELFARE AMENITIES:

Sl. No	ITEM	Cumulative Position as on 31.03.2024	Progress During 2024-25	Cumulative Position as on 31.03.2025
1.	Educational Facilities			
	a) DAV School	06	-	06
	b) i) No. of Schools receiving Recurring Grant-in-aid	188	-	188
	b) ii) Amount of Recurring Grant-in-aid (Rs. in Lakh)	7151.81	-	7151.81
	c) i) No. of Schools receiving Non-Recurring Grant-in-aid	388	-	388
	c) ii) Amount of Non-Recurring Grant-in-aid (Rs. in Lakh)	312.04	-	312.04
	d) i) No. of School sanctioned Ad-hoc grant	79	-	79
	d) ii) Amount of ad-hoc grant sanctioned (Rs. in Lakh)	69.60	-	69.60
	e) No. of School Buses engaged	156	-	156
	f) i) CIL Scholarship No. of Scholarship & cash awarded	20852	-	20852
	f) ii) Amount sanctioned (Rs, in Lakh)	321.774	-	321.774
	g) i) CIL scheme for Financial assistance to extend the Tuition Fees & Hostel Charges of the wards of Wage Board Employee studying in the Selected Engineering & Govt. Medical Colleges			
	g) ii) No. of wards of WBE sanctioned	1083	-	1083
	g) iii) Amount sanctioned (Rs. in Lakh)	458.61	-	458.61
2.	Games & Sports amount spent (Rs. in Lakh)	733.118	-	733.118
3.	Social & Cultural activities, amount spent (Rs. in Lakh)	99.09	-	99.09
4.	Canteen	82	-4	78
5.	Banking Facilities – No. of Bank Branches functioning.	27	-	27
6.	Co - Operative Societies			
	a) Co-operative Credit Societies	62	-	62
	b) Primary Consumer Co-operative Stores	30	-	30
	c) Central Co-operative	04	-	04
	d) Loan & Investment to Co-operative Societies (Rs. in Lakh)	63.80	-	63.80

11.0 MEDICAL AMENITIES:

There are 2 Central Hospitals, 7 Area Hospitals with indoor capacity of 575 beds and 99 Dispensaries to provide medical services to employees and their dependents. There are also seven functional Digital Dispensaries to provide tele-consultation facilities by the doctors of both the central Hospitals of ECL. At present there are 158 doctors including 35 specialists in various medical discipline to cater to the medical problems of the beneficiaries of ECL.

11.1 Medical Referral and Mobile Dispensary:

Particulars	2024-25	2023-24
No. of patients referred outside	3947	3147
Health & family welfare program		
-No. of Camps	723	151
-No. of beneficiaries	16252	7604
PME of Company Workers	12045	11736
PME of Contractual Workers	1000	1015
IME of Company Workers	848	1006
IME of Contractual Workers	3133	1561

There has been substantial increase in the number of health camps conducted by the Medical Department. This has helped to reach out to a huge number of beneficiaries across ECL Command Area.



Distribution of Sewing Machines under Mahila Sashaktikaran Abhiyan



Smt. Kiran Jha, President, Shatakshi Mahila Mandal inaugurating Children's Park at Pandaveswar Area



Blood donation camp organised by Shatakshi Mahila Mandal

Celebration of International Women's Day 2025 at ECL





11.2 Various medical related activities undertaken during the year:

- a) **Digital Dispensary:** The projects of seven digital dispensary centres are successfully operating in Bankola Area, Rajmahal Area, S.P. Mines Area, Mugma Area, Pandaveswar Area, Jhanjra Area and Sonepur Bazari Area from 1st December, 2022. A total of 28192 nos. patients have been consulted through these dispensaries from December, 2022 till March, 2025.
- b) **Upgradation of health Infrastructure of hospitals of ECL:** Upgradation of health infrastructure of hospitals of ECL has been done with procurement of various essential equipment such as Laboratory Incubator, Autoclave, Leminar Air Flow Cabinet/Stations, Semi-Automated Urine Analyser, C-Arm Machine, Retrofit Digital Radiography System, MEDENCY Class IV (4) Soft Tissue Diode Dental Laser, Power 10 W, LABMAN 6 Ultrasonic Cleaners and CanalPro Automatic ABS Reduction gear hand piece Dental Endomotor.
- c) **Occupational Health Survey among core mining workers of ECL:** ECL has signed a MoU with NIOH on 08.06.2022 for Occupational Health Survey among core mining workers of ECL with special reference to respiratory and hearing impairment. The study was conducted in four phases and 2800 employees had been surveyed.
- d) **Pradhan Mantri Bharatiya Jan Aushadhi Kendra:** Under the Pradhan Mantri Bhartiya Jan Aushadhi Pariyojana (PMBJP), one (01) 'Jan Aushadhi Kendra' is already functional at Sanctoria Hospital from last two years. On 22nd February, 2025, a new 'Jan Aushadhi Kendra' was inaugurated at Central Hospital Kalla (CH Kalla) by Director (HR) ECL, which will supply generic medicines at affordable prices to patients at CH Kalla and general public of surrounding areas. The facility will operate 24X7 to ensure accessibility to all.
- e) **Ayushman Bharat:** The two Central Hospitals of ECL are integrated under Ayushman Bharat Digital Mission (ABDM).
- f) **Establishment of Occupational Health Wing at CH Kalla:** An Occupational Health Wing has been established in CH Kalla as per directives from CIL. During the year 2024-25 a total of thirteen (13) doctors have been trained in ILO Radiograph and five (05) doctors have been certified as Associate Fellow in Industrial Health from All India Institute of Hygiene & Public Health, Kolkata. An Occupational Health Board has also been formed to review the PME done at area level. The Board consists of Occupational Health Specialist (AFIH certified & ILO trained) along with Chest Specialists. Standard operating procedure for occupational health has been formulated and circulated to the all concerns.
- g) **In-house Paramedical Course Training (Medical Dresser & ECG Technician):** Training in Paramedical (ECG Technician & Medical Dresser) course was started from 10.06.2024 and 17.06.2024 respectively. Training has been conducted at both Sanctoria Hospital and CH Kalla along with the monthly review examination for accessing the progress of the trainees.
- h) **Picture Archiving and Communication System (PACS) integration:** Picture Archiving and Communication System (PACS) is a medical imaging technology that stores, retrieves, manages and shares digital images from modalities like X-rays, CTs, and MRIs. It eliminates the need for physical films and enables faster, remote access to images for diagnosis and treatment. On 17.02.2025, PACS was integrated with Hospital Management Information System (HMIS) of the Sanctoria Hospital. PACS was one of the 14 modules of the HMIS. PACS integration has made reports directly available to doctors from the server itself.
- i) **Digital Radiography System:** Digital Radiography (DR) is an advanced form of X-ray imaging where digital sensors are used instead of traditional photographic film. It offers immediate image preview, higher image quality and reduced radiation exposure. Digital Radiography (DR) improves diagnostic accuracy and streamlines workflow by allowing quick storage, retrieval and sharing of images. On 30.12.2024, the digital radiography system was installed at Sanctoria Hospital.
- j) **C-ARM installation at OT:** A C-Arm is a mobile imaging device used in operation theatres for real-time X-ray imaging during surgical procedures. It helps surgeons visualize internal structures, guide instruments and verify implant placements, especially in orthopedic, cardiac and spine surgeries. It is also used to provide pain management by the anesthetists. Its "C"-shaped arm allows flexible positioning around the patient for accurate imaging. The C-Arm was installed in Sanctoria Hospital on 19.06.2024. Since the installation, epidural pain management, accidental surgeries have been facilitated by the use of C-ARM.
- k) **Nursing Assistant (GDA) Skill Training Program:** Under Coal India's CSR initiative free nursing assistant training is being given at Sanctoria Hospital for the local and underprivileged girls. This training will enable them with necessary skills and guidance to provide health care services to the patients and also will make them economically self-sufficient.



- I) Tuberculosis Elimination & Nikshay-Mitra:** National Tuberculosis Elimination Program (NTEP) is a flagship National Health Program undertaken by Government of India by Ministry of Health and Family Welfare. Coal India has been a partner in this program since its inception. 26 nos. of Camps have been held from 7th December, 2024 to 7th April, 2025 under 100 days intensified Campaign for 'TB Mukht Bharat Abhiyan' with 1663 nos. of beneficiaries.

12.0 POST RETIREMENT WELFARE MEASURES:

- a) To ensure uniformity, absolute transparency and time bound settlement of the claim of CMPF subscribers most of the functionalities of CMPFO are in the on-line mode since February 2024. The PF & Pension claims of the ex-employees are processed in the C-Cares Portal and some more features and functionality will be added in a phased manner.
- b) There were some bottlenecks and in liaison with the CMPFO a one-day workshop was held on 11.09.2024 organized by ECL headquarters with all PF/Pension related official of all areas/units/establishment of ECL and Regional Heads of CMPFO, Asansol & Deoghar to discuss the issues related to submission of PF, Pension and other claims in the C-Cares portal and its resolution within the available parameter, in compliance to the company's guideline and rules. ECL is facilitating the process of a digitalization and as a follow-up measures, review meeting was held with the Regional Head of CMPFO in the subsequent month.
- c) The employee's profile is already uploaded in the C-Cares portal, and its updation in bulk was carried out up to 31st December 2024. In addition to its updation of the employee data is also done as and when required on a regular basis in the C-Cares Portal by the Nodal Officers of ECL. The Finance module related to PF & Pension contribution of the members in is in the pipeline.
- d) Help desk is organized periodically on the 9th day of every month in all area establishment of ECL to redress grievances of the employees/dependence of Ex-employees/Ex-employees related to PF/Pension.
- e) For hassle free settlement of spouse pension. In case of death of member pensioners, a special drive has been initiated for issuance of Revised (joint) PPO by CMPFO to all eligible members, pensioners and ECL is processing the application for the same expeditiously.



**Inauguration of Pradhanmantri Bharatiya Janaushadhi Kendra
at ECL's Central Hospital Kalla, Asansol**



Medical related activities undertaken by ECL



Eastern Coalfields Limited Celebrates International Women's Day 2025 with Enthusiasm and Commitment



13.0 SAFETY AND RESCUE:

Eastern Coalfields Limited is committed to building a safer workplace for the betterment of all stakeholders. To achieve this goal ECL has made continuous strides towards the adoption of safer management practices and technologies over the years. As a result of our commitment, ECL has seen a continuous decrease in workplace accidents over the years.

“Safety First & Production Must” with this mantra Eastern Coalfields Limited is determined to achieve the goal of ‘Zero Harm Potential’ as an integral part of its sustainable mining process. As such, ECL has taken a multi-pronged approach towards the safety of the workers & mines during the year 2024-25 by deploying suitable technical, administrative & humanitarian initiatives to improve our safety standards.

ECL through its dedicated and transparent efforts towards the upliftment of safety standards have made significant improvements which are evident from the actions taken and financial commitments made by the management. There has been a 24.61% increase in the Safety budget allocation compared to the previous fiscal year.

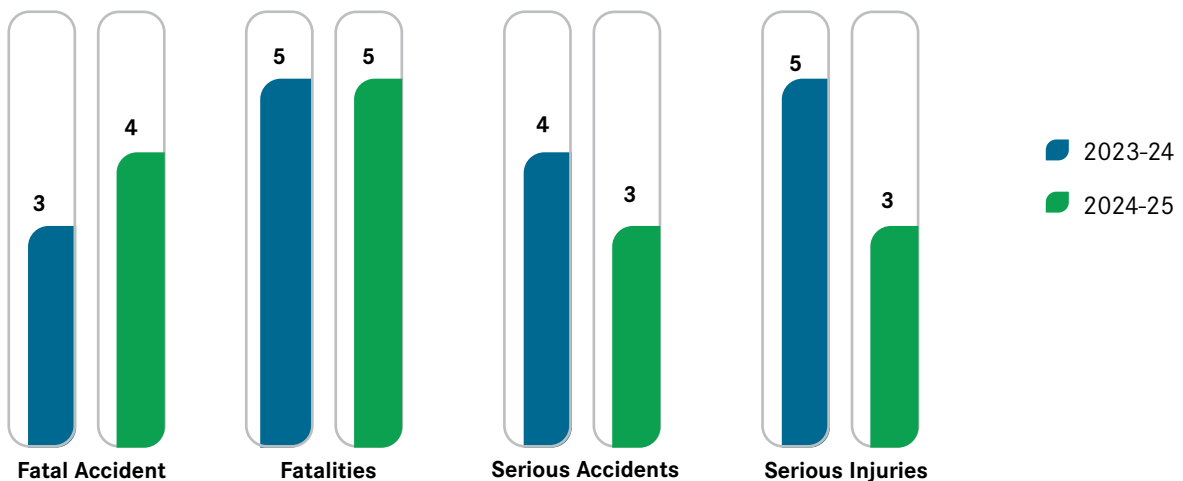
13.1 Accident Statistics:

Sl. No.	Particulars	2024-25	2023-24
1.	Fatal Accidents (Nos.)	04	03
2.	Fatalities (Nos.)	05	05
3.	Serious Accidents (Nos.)	03	04
4.	Serious Injuries (Nos.)	03	05
5.	Fatality/Million Tonne output	0.106	0.105
6.	Fatality/3 Lakh Man-shifts	0.133	0.126
7.	Serious Injury / Million Tonne Output	0.064	0.105
8.	Serious / 3 Lakh Man-shifts	0.080	0.126

13.2 Safety Awareness:

- a) Delivery of pre-shift safety talk is being practiced in all mines to sensitize the workers about various hazards present in their work environment and how to safely perform their jobs in such hazardous conditions. Along with supervisors, workers are also being encouraged to actively take part in these pre-shift safety talks.
- b) In order to increase awareness amongst employees, 12 Nos. of safety drives at various Areas for both underground and opencast mines were organized during the year.
- c) Bipartite inspections with corporate-level safety board members and ISO officials have been conducted monthly in all Areas of ECL throughout the year.

Accident Statistics





- d) Tripartite Safety Committee meetings were convened in all Areas from 19.09.2024 to 28.09.2024.
- e) 63rd Corporate Level Tripartite Safety Committee Meeting was held at ECL HQ on 06.02.2025.
- f) Corporate Level Bipartite Safety Committee Meetings between Safety Board Members from different unions and ECL Management were held on 13.06.2024 and 13.09.2024.
- g) Annual Safety Week for 2024-25 session was observed under the guidance of DGMS from 18.11.2024 to 23.11.2024 in all the mines, PME Centers, VT Centers along with five captive mines of the region.
- h) Monthly co-ordination meetings with Agents and ASOs from all Areas were arranged at corporate level.
- i) ILO day for safety and health at work was celebrated on 28.04.2024.
- j) Mock rehearsals on different anticipated hazards have been organized in different mines during the year.
- k) Various workshops & seminars have been conducted throughout the year to sensitize the workforce on key safety topics like the formulation and implementation of SMP, ventilation, fire safety, Safe transport and use of explosives etc.
- l) 26 Officers from ECL were trained & certified as Lead-Auditor for Safety and Health Management System Audit from IIT (ISM), Dhanbad.

13.3 Safety improvement:

- a) There has been a decrease of 57% in serious accidents during 2024-25 in comparison to 2023-24.
- b) 58 mines which is about 78.38% of the operational mines of ECL are free from fatal, serious & reportable accidents during 2024-25.
- c) ECL won 2nd prize in the prestigious Corporate Safety Award 2024 from the Ministry of Coal, Government of India.
- d) Shyamsundarpur Colliery from Bankola Area won the 1st prize in the category of mines for the Large Below Ground Coal Mines of Mines Safety Award 2024 on 28.07.2024.
- e) 2 Mines of ECL (Jhanjra Project Colliery and Sonepur Bazari OCP) received the prestigious Star Rating Awards from the Ministry of Coal for 2022-23 on 21.10.2024.
- f) Safety Action Calendar was prepared in March 2024, scheduling different safety-related activities that have been successfully undertaken during 2024-25.
- g) Safety Audit of all mines of ECL was completed on 31.10.2024 and compliance of audit findings was completed by 30.03.2025 on the National Mines Safety Portal.



A team headed by the Secretary (Coal), Government of India, consisting senior officials from Ministry of Coal, Government of India, Coal India Limited visits Hager Bach tunnel, Switzerland.



- h) ECL Have procured 15000 nos. of LED Cap Lamps for Rs. 7.77 Crore, 3 nos. Environment Tele Monitoring Systems for Rs. 9.39 Crore, 192 nos. of Mist-Type Fire Extinguisher for Rs. 8.16 Crore, 30 Breath Analyzer (breath alcohol meter) for Rs. 7.36 Lakh among key safety materials.
- i) Various regular safety revenue items like mining shoes, gumboots, brattice cloths, safety-helmets etc. were procured for approximately Rs. 10.78 Crore.

13.4 Workers participation in Safety:

- a) All Area Level & Corporate level Tripartite Meetings with DGMS & Trade Unions have been successfully conducted during 2024-25.
- b) Company level Safety Board Members, representing the operating trade unions, along with ISO executives have inspected all the mines once during the financial year.
- c) Representative of contractors' workers have been included in the Safety Committee of the mines.
- d) Special thrust has been given to strengthen & empower Safety Committee of the mines. Senior officials (e.g. Area General Managers, Agents & ISO Representatives) are regularly attending the Safety Committee meetings to enhance its importance.

13.5 Monsoon preparedness:

- a) From 15.06.2024 to 15.10.2024 Monsoon Control Rooms at HQ, Area & Unit level were made operational on 24X7 basis, which were manned by executives provided with telephone & vehicle for their movement keeping close liaison with one another.
- b) Officer in-charge of Monsoon Control Room maintained close liaison with the Chief Engineer (Hydel) of DVC, Maithon for getting 'Flood Warning Messages', whenever Panchet and Maithon dams released water causing rise in the water level of rivers prompt alerts were given to mines likely to be under danger.
- c) Officer in-charge of Monsoon Control Room also maintained close liaison with the Director of Indian Meteorological Department, Alipur, Kolkata and the Director of Area Cyclone Warning Centre, Alipur, Kolkata for obtaining 'Weather Forecast Reports' for alerting the Areas to be affected by heavy rain & thunder storms.
- d) For upcoming Monsoon of 2025-26, following advance actions have been initiated:
 - i) Monsoon action plans from all mines of ECL were submitted to the Safety Department, ECL HQ by 31.01.2025,
 - ii) Area Safety Officers of ECL have been instructed to act as Nodal Officer of their respective Area regarding monitoring & review of all Monsoon Activities,



Commissioning of 100 Te Dumper at Rajmahal Area of ECL



- iii) In the Co-ordination meeting held in February, 2025 chaired by General Manager (Safety), all the Areas of ECL have been advised to finalize their work orders regarding the activities held respective to their Areas as per their respective Monsoon Action Plan – 2025 before the onset of Monsoon Season,
- iv) A multidisciplinary team from the Safety, E&M and Civil Departments of ECL HQ conducted review meetings with all the Areas of ECL from 05.03.2025 to 26.03.2025.
- v) In line with the model guidelines issued by HoD (S&R), CIL, a comprehensive Standard Operating Procedure (SOP) has been formulated and circulated to all Areas of ECL to ensure uninterrupted coal dispatch during the monsoon period.

13.6 Rescue Services:

Need based rescue services were provided to all collieries of ECL, Area XII of BCCL and Ramnagar Colliery of IISCO, SAIL as well as to Civil Administration and Public Authorities through Mines Rescue Station, Sitarampur, Rescue Room with Refresher Training (RRRT), Kenda and Rescue Rooms operating at Jhanjra and Mugma.

13.7 Emergency Services:

Sl. No.	Colliery	Area	Date	Nature of occurrence/job
1.	Satgram Project	Satgram-Sripur	19.03.2024	Reopening of sealed off Area.
2.	Chinakuri Mine I	Sodepur	30.04.2024 to 01.05.2024	Exploring Second Outlet.
3.	Kilburn near HQ ECL	Near HQ	01.06.2024	Transformer Fire
4.	Dima Hasao, Assam	State Assam	07.01.2025 to 16.01.2025	Environment Monitoring in the Shaft where 9 miners trapped due to inundation.
5.	Dohi Bari OCP	CV Area, BCCL	09.03.2025	Transformer fire in OCP



Shri Satish Jha, Chairman-cum-Managing Director, ECL during his visit to various mines of ECL



13.8 Rescue Training:

Refresher as well as initial training programs were conducted at Mines Rescue Station and trained following personnel:

Details	2024-25	2023-24
No. of active rescue trained personnel	497	479
No. of personnel freshly trained	88	87
No. of Refresher practices imparted	4145	4174
No. of Emergencies attended	05	03
No of person freshly trained in First Aid	152	221
No of Air sample analyzed by Gas Chromatograph	2125	2230

13.9 First Aid Training:

Sitarampur Mines Rescue Station has been recognized by DGMS as a centre for imparting training in First Aid and issuing First Aid Certificates. During the year 2024-25, six hundred and eighty-eight (688) employees were trained and certificates were provided. Apart from this, Inter Area First Aid Competition of ECL was conducted at Mine Rescue Station, Sitarampur on 04.03.2025, in which 34 Nos. of teams of 5 members each, participated from all the Areas of ECL including five female teams and six contractual teams. Zonal Mine Rescue Competition was held at Mines Rescue Station, Sitarampur on 22nd & 23rd October, 2024. One demonstration on CPR and first Aid was conducted by Rescue Team of ECL at different Area Ladies Clubs of ECL and also at Ladies Club of ECL Headquarters.



Celebrating final day of Annual Safety Week 2024 in presence of Chairman-cum-Managing Director, ECL and Director General of Mine Safety at ECL



13.10 Status of Apparatus/Equipments:

Existing Apparatus/Equipments		New Apparatus/Equipments	
Details	Quantity (Nos.)	Details	Quantity (Nos.)
Self-Contained Breathing Apparatus (SCBA)	102	Procurement of Self-Contained Breathing Apparatus	78
Resuscitating Apparatus	12	Procurement of Fire Tender	Purchase order issued
Multi Gas Detector	04		
Lifting Bags	02		
Hydraulic Clutter and Spreader	02		
Bore hole Sample collection pump	01		

14.0 VIGILANCE ACTIVITIES:

Vigilance wing of the company assists to ensure transparency, non-discrimination, accountability and efficiency of the management function. Numerous vigilance activities throughout the year have got the prime role to reflect the “Transparent and Rational” image of the functioning of the organization. Several bold and innovative steps were taken to develop faith among various stakeholders. Various complaint-based investigations were conducted to identify various lapses/irregularities and penal measures were initiated against the delinquent officials and a significant number of improvements of the prevailing systems have been implemented. Moreover, to bring more clarity in accountability, transparency and rationality of the functionality of the company, several instances of irregularities/lapses, committed purposefully with mollified intention were considered very seriously and in numerous cases it ended in awarding penalty to the delinquent officials. Intensive examinations were carried out on various issues to check lapses, if any and in some cases, it has ended as system improvement. Also I.T. initiatives and e-governance have been implemented by regular supervision and monitoring of the Vigilance Department.

14.1 Preventive Vigilance:

A significant number of surprise inspections in different Areas/Units of ECL were conducted by the Vigilance Department during the year 2024-25 to cover up the entire spectrum of the functioning of the Company. Moreover, a large number of Vigilance awareness-cum-motivational programmes have been organized throughout the year among various stakeholders covering a significant number of beneficiaries. In majority of the cases, prevailing systems have been studied thoroughly and whenever necessary, different “System Improvement” measures have been implemented to improve the existing system and at the same time to plug the lapses of the existing system as a part of “Preventive Vigilance”. Such sincere effort has been reflected remarkably on the work culture of the organization. The details are as under:



Glimpses of International Yoga Day celebration at ECL



Sl. No.	Subject	2024-25	2023-24
i.	Number of Surprise check/Inspection conducted along with Periodical Check	90	44
ii.	Vigilance awareness cum motivational programmes:		
	a) Awareness programmes with internal faculties	36	35
	b) Awareness Gram Sabhas	03	01
iii.	Intensive examination	12	10

Training programs were held on the following topics during three months campaign period of Vigilance Awareness Week- 2024:

Sl. No.	Topic	No. of officials trained
1.	Procurement	85
2.	Ethics and Governance	40
3.	Systems and Procedures of the Organization	350
4.	Cyber Hygiene and Security	248
5.	Conduct Rules	100

14.2 Punitive Vigilance:

To establish as well as to maintain the fair and transparent image of the functioning of the organization the instances of irregularities committed purposefully having vigilance angle were considered very seriously and dealt with firm and exemplary punitive measures under the relevant conduct rules. During the year, 33 officials were awarded various Major and Minor penalties including warning (Administrative and Recordable) by Disciplinary Authority.

14.3 Leveraging Technology:

Following initiatives have been undertaken by the Management were monitored by Vigilance Department towards leveraging technology for improvement of transparency and capability of the organization:

Sl. No.	Activity	Total quantity including revised requirement	Present Status		Balance
			Installed / Commissioned	Working / Operative	
1.	GPS/GPRS based Vehicle Tracking System	1225	1225	1225	Nil
2.	Electronic Surveillance by CCTV	1888	1884	1672	04
3.	Boom Barrier / Reader	232	232	223	Nil
	RF ID Tags	12227	12227	12227	Nil
4.	Road Weigh Bridge	162	136	108	26
	Road Weigh Bridge connectivity with WAN out of above Road Weigh Bridges	122	122	122	Nil
	Rail Weigh Bridge	22	16	13	06
5.	Rail Weigh Bridge connectivity with WAN out of above Rail Weigh Bridges	16	11	10	05
	Wide Area Networking (No of nodes / location)	244	242	242	02



14.4 Implementation of Integrity Pact Programme:

Integrity Pact has already been in vogue.

14.5 Observance of Vigilance Awareness Week:

Vigilance Awareness Week was celebrated from 28.10.2024 to 03.11.2024 as per directives of Central Vigilance Commission. The theme of observing Vigilance Awareness Week was "Culture of Integrity for Nation's Prosperity". On 28.10.2024, inauguration was done at Conference Hall of ECL Headquarters was done by the Directors and Chief Vigilance Officer of ECL followed by flower garlanding over Sardar Vallabhbhai Patel picture was done and Coal India anthem song was played. Digital inauguration of Vigilance Awareness week 2024 by Chairman-cum-Managing Director, ECL on 28.01.2024 followed by speech of Chief Vigilance Officer, ECL over the activity conducted during Vigilance Awareness Week - 2024.

Chairman-cum-Managing Director, ECL administered the Integrity Pledge to bring about integrity and transparency in all spheres of our activity and also to work unstintingly for eradication of corruption in all spheres of life on the Integrity Pledge was administered to bring about integrity and transparency in all spheres of our activities and also to work unstintingly for eradication of corruption in all spheres of life on 28.10.2024.

Similarly, pledge was administered by the respective GMs/HODs in the Area's establishment/Project and unit levels on 28.10.2024 and on this occasion, the Vigilance Newspaper of 2024 'Sachetana' and 'Compendium-2024' were released on 28.10.2024. Balloons were released along with flag off Awareness Rath on 28.10.2024. On 31.10.2024, a ceremony to reverently remember Sardar Vallabhbhai Patel on the occasion of his 150th birth anniversary, was organized at Vigilance Department. Barachak House, Asansol offering floral tribute paid homage to Sardar Patel. Banner and posters with anti-corruption slogans were displayed at strategic point in ECL HQ and all the areas/units/establishments.

Besides these, to ensure larger participation in Vigilance Awareness Week, 2024, the following actions were taken:

- a) The photographs were uploaded in social media through Facebook page under Eastern Coalfields Limited on daily basis tagging social media handle of CVC (Twitter: @CVCIndia, Facebook: @CVCofIndia).
- b) Wide publicity to take e-pledge by all the employees of ECL and their families made by e-mail to all GMs/HODs of all Area / Department / Unit / Establishment of ECL.
- c) Different activities during the Vigilance Awareness Week, 2024 have been covered by the media and local newspapers.

Different departments have nominated their nodal officers to update details of their department. Also, ECL has also developed a new Dynamic Official Website which has passed Standardisation Testing and Quality Certification (STQC) Audit. Process of hosting of above dynamic website on Amazon Web Services (AWS) cloud is under progress.



76th Republic Day celebration at ECL



14.6 Major achievements during 2024-25:

- a) By integrating vigilance activities with normal management functioning, the Company has gained in terms of morale boosting of employees and other stakeholders by regular interactions in awareness cum motivation programmes. This has been reflected remarkably in production and productivity.
- b) Leveraging of several IT-initiatives have been instrumental in enhancing transparency as well as efficiency significantly. Besides, it has resulted in cost cutting through more competitive biddings and an overall fair working environment.
- c) Compliance of Central Vigilance Commission (CVC) and Ministry of Coal (MoC) referred cases for Investigation & Report have been done significantly.

15.0 OFFICIAL LANGUAGE IMPLEMENTATION:

- a) In the month of September, 2024, the Rajbhasha (Hindi) Month was celebrated throughout ECL in which more than 100 various programs and activities were organized in ECL Headquarters, its 13 mining Areas and nearby Bengali and Hindi medium schools for promotion / development of Hindi language. Also, Hindi Diwas celebration and Rajbhasha (Hindi) Month, 2024 concluding award ceremony were organized.
- b) ECL Rajbhasha Team was actively involved in the Joint Rajbhasha Conference of East and North Eastern Regions held on 05.03.2025 organized by the Ministry of Home Affairs, Government of India in Guwahati. Apart from this, six (06) nos. Rajbhasha personnel from ECL participated in the three-day National Rajbhasha Seminar organized by "Vishwamukti" at KIIT University, Bhubaneswar City from 17.01.2025 to 19.01.2025.
- c) With an aim to promote Hindi language in Asansol city, the second "National Hindi Conference, 2024" was organized by ECL on 22.11.2024. The theme of the conference was "Literature and Folk Language". The conference was attended by Professors, Principals, Teachers, Students of Kazi Nazrul University, Bidhan Chandra (B.C.) College, Banwarilal Bhalotia (B.B.) College, Asansol Girls College, Kulti College, Raniganj Girls College, Raniganj TDB College, Chittaranjan Deshbandhu College, Michael Madhusudan College, Durgapur and other colleges or schools in West Burdwan District and there was active participation of all the members of the Burnpur-Asansol Town Official Language Implementation Committee (TOLIC) like IISCO Steel Plant, Indian Railways, Nationalized Bank, Deputy Labour Commissioner's Office etc. as well as ECL workers. At the same time, the significance of the conference was proved by the gracious presence of eminent and learned personalities of the city of Asansol.



Company Secretariat awarded with 1st Prize for implementation of Rajbhasha



- d) International Youth Day was celebrated on 12.01.2024 by the entire ECL family to pay homage to Swami Vivekananda on his birth anniversary. This day was celebrated in all the Areas including Headquarters. The event was organized by the Rajbhasha Department of ECL at the Headquarters in which more than 200 employees celebrated this day with reverence by appearing together in front of the statue of Swami Vivekananda installed in the Technical Building of the ECL Headquarters.
- e) On the occasion of 'International Mother Language Day 2025', various competitions such as creative writing competition in Bengali & Hindi, music competition, dance competition, poster competition, poetry competition, speech competition and short video competition were organized on 17th & 18th February, 2025 at Panchkot College, Purulia. Successful participants were awarded in the Harmony Conference held on 21.02.2025. On this occasion, environmentalist Shri Dukhu Majhi, known as 'Gach Dadu' (Grand-Father of Tree) of Purulia District, who was awarded the Padma Shri in the year 2024, was cordially invited as the main speaker. The conference was concluded in a grand manner in which Santhali dance and Purulia's internationally renowned Chhau dance were presented in a mesmerizing manner. More than 400 persons actively participated in the conference.
- f) "Kavyam" was organized on 25.09.2024 at Kunustoria Area of ECL, on 27.09.2024 at Sonapur Bazari Area and multilingual "Kavya Paath" on 05.09.2024 at ECL Headquarters.
- g) In order to promote progressive use of Hindi in the mining Areas including ECL Headquarters, 11 (eleven) Rajbhasha (Hindi) workshops were organized on the subject of "Hindi e-tools and their application" and constitutional provisions of Rajbhasha (Hindi). Along with this, the Area Rajbhasha Nodal Officer has actively participated in the workshop organized by Parivartan Rajbhasha Academy, New Delhi on Establishment Policy Compliance from 27.11.2024 to 30.11.2024 at Puri, Odisha.
- h) Under the Hindi Teaching Scheme of the Government of India, classes are being conducted in ECL for Prabodh, Praveen, Pragya and Parangat courses. In the financial year 2024-25, a total of 54 nos. employees of ECL Headquarters and Salanpur Area were enrolled in the said courses. The examination was conducted by the Central Hindi Training Institute, New Delhi for evaluation of the personnel studying in these courses. The result of the examination came on 31.12.2024 in which 38 personnel passed. The passing out personnel were paid the incentive amount specified by the Government of India.
- i) In accordance with the Rajbhasha constitutional provisions, ECL organized a seven-day long Hindi workshop on the subject of "Official Hindi" from 16.12.2024 to 22.12.2024 for more than 190 students studying Hindi in Kulti College to widely propagate Hindi in its command area.



Shri Dukhu Majhi, Padmashree and Environmental Activist attended International Mother Language Day celebration at ECL



- j) All the computers of ECL Headquarters along with all Areas is activated with Unicode enabled Hindi font both in phonetic and traditional for ease to work in Hindi. Officers and personnel of each department are being trained to work in Hindi on computers so as to enhance Hindi correspondence. Also, training is being given to translate through modern technology. Along with this, ECL had active participation in a one-day practice-based training programme on translation e-tools “Kanthasth 2.0 Version” developed by the Government of India in collaboration with C-DAC Pune on 14.02.2025 in New Delhi.
- k) The 6th issue of the Bengali magazine “Mridangar” and the 22nd issue of the Hindi magazine “Jyotsna” of the Department of Rajbhasha have been published. One thousand copies of each issue of the two magazines were distributed to the employees and their residences and the e-version has been e-mailed to more than ten thousand people. Along with this, three (03) news bulletins have been published in Hindi namely “Srijan” from Jhanjra Area, “Samridधि” from Kunustoria Area and “Prayas” from Kajora Area. In addition, informative Hindi books have been presented to the distinguished guests and listeners in the celebrations, conferences and seminars held during the financial year 2024-25.
- l) The monitoring meeting convened by the Ministry of Coal on 04.10.2024 and 17.01.2025 and the Rajbhasha Review Meeting cum Workshop of Coal India Limited held on 27th & 28th June, 2024 at Kolkata had the active participation of the HoD (Rajbhasha) and other officials of Rajbhasha. ECL has been regularly represented in the meetings and seminars convened by the Asansol-Burnpur Town Official Language Implementation Committee.
- m) The quarterly report on Rajbhasha Implementation in ECL has been sent to Ministry of Home Affairs, Ministry of Coal, Coal India Limited, Regional Rajbhasha Implementation Committee (Eastern Region) and Burnpur-Asansol Town Rajbhasha Implementation Committee at the end of the quarter and uploaded on the Rajbhasha Related Portal of the Ministry of Home Affairs, Government of India with uniformity every quarter of the financial year 2024-25.
- n) The “Hindi Rath Yatra” was launched by the Sonepur Bazari Area of ECL for the promotion of Hindi among the masses during the Rajbhasha month, 2024, which publicized the Hindi in various markets, company premises, collieries etc. of Raniganj area throughout the month of September, 2024. In the course of the journey, where Hindi chariot stopped, questions related to Hindi were asked from the general public and those who gave correct answers were rewarded.
- o) Metallic boards were provided for display of Article 351 of the Constitution of India in seven (07) schools in the vicinity of ECL Headquarters. Eighty (80) boards of the quotes of the litterateurs recommended by the Government of India were formed and displayed in all its areas including the ECL Headquarters and central hospitals.



Glimpses of International Yoga Day celebration at ECL



16.0 COMPUTERISATION & I T ENABLED SERVICES:

16.1 Activities of e-Tendering Cell in ECL:

- a. During the year 2024-25, a total of 4874 tenders related to Works & Services were published on CIL e-Tendering portal i.e. <https://coalindiatenders.nic.in> out of which a total of 2984 tenders were finalized, 368 tenders were cancelled and the rest are at different stages of finalization (excluding tenders floated on GeM Portal).
- b. Digital Signature Certificates (DSC) has been arranged for 45 officers of different Areas and Workshops including HQ during the year.
- c. Average cycle period of completion of tender through e-Tendering portal has been maintained at an average of 87 days in 2024-25. Minimum cycle period of completion of tender through e-tendering portal is 9 days.
- d. Implementation of e-Measurement Book (e-MB) has been done successfully for Civil Purchase Orders in ECL.

16.2 ERP Implementation:

Systems department of ECL provides secure, reliable and latest information technology solutions in various functional areas of Company to achieve Company's objective. Additionally, ECL is actively working on expanding digitization to include new areas and developing Web Apps/Mobile Apps to enhance the accessibility and information retrieval. The IT infrastructure and services implemented in ECL are mentioned below:

- a) **SAP ERP Achievement 2024-25:** ERP has duly been implemented in ECL since August 2021. All the modules are successfully running and gainfully utilized. Based on specific requirements customization of the System has been done and various new initiatives has also been taken. Following are the major initiatives developed and implemented in 2024-25 in ERPS.

Module	Achievement in F.Y. 2024-25
Finance & Controlling (FICO)	<ol style="list-style-type: none"> 1) Budgetary control through SAP-ERP in FICO module through implementation of release strategy for PR and PO. 2) BG module for BG maintenance.
Human Capital Management (HCM)	<ol style="list-style-type: none"> 1) Launch of New ESS portal in HCM module. 2) Non-EX CR rating. 3) Centralised HOD updating for all Mines, Areas and HQ in ECL in SAP 4) Publication of long absent list and auto email to each area and unit. 5) Implementation of executive and non-executive sensitive post in SAP and auto 6) email facility to all Areas for pending sensitive transfer.
Production Planning (PP)	<ol style="list-style-type: none"> 1) Rainfall report (In-House Development). 2) Form-H in PP module.
Sales & Distribution (SD)	Automatic dispatch system has already been created for Sales department in SAP ERP replacing the existing legacy system to bring more transparency. Implementation in final stage.
HMS	<ol style="list-style-type: none"> 1) Integration of PAC (Picture Achieving & Communication) server at Sanctoria Hospital. 2) Automated transfer of all Patient related Billing data from HMS to SAP.
Material Management	<ol style="list-style-type: none"> 1) Inventory deduction more than norms in ECL.

- b) **E-Office:** E-office is fully functional at different establishments under ECL HQ, Areas and Units of ECL to have electronic movement of documents with a goal of paperless office. Total 211 Organisational Units of ECL with 1684 no. of users are using e-Office. Support for e-office has been extended to all users of ECL as and when required, for faster disposal of files, from Office and home. Implementation of e-office at all locations has resulted in faster movement and quicker disposal of files.



- c) **Document Management System (DMS):** Document Management System (DMS) developed by CIL has successfully been implemented at ECL. Training on the usage of DMS has also been provided to the nominated personnel of various departments of ECL HQ and three Areas. (Number of Departments trained: 30 and Number of Users using DMS: 154) Regular feedback is being taken from the users for further improvement of DMS.
- d) **Cyber Security:** Cyber Jagrukta App (available in google play store) has been developed (in-House) to create awareness on cyber security among ECL employees with latest information on cyber security related matters and quiz facility. Additionally, one day online seminar on Cyber Security was conducted in ECL on 24.10.2024 to disseminate awareness among employees of ECL with the help of eminent faculty (Director, ISOEH) of Kolkata. 156 No. of employees of HQ and different areas of ECL participated in the seminar. Moreover, Cyber security awareness programme was conducted by in house experts of System department in different days in almost all areas to create awareness on cyber security among employees during August and September 2024.
- e) **Web and E-mail services:** Official website of ECL is www.easterncoal.nic.in which is hosted in-NIC portal. The website is made secured through SSL certificate and audited regularly for Web Application Security Compliance. Coal India official email id has also been provided to all eligible employees for secured official communication as per CIL email policy.

Following portals are operational in ECL:

Sl. No.	Web Application Name	Department Concerned
1.	Portal for Marketing & Sales – e-Auction	Sales
2.	ECL- Mines Rescue System Management	Safety and Rescue
3.	Environment Portal	Environment
4.	Online Quarter Allotment system portal (OQAS)	Admin, Personal, Welfare & CSR
5.	Portal for Work Order / Supply orders	Material Management
6.	CSR Portal	Welfare & CSR
7.	Online Scholarship Portal	Welfare & CSR
8.	Form-16	Finance (Establishment)
9.	Online Application System Gateway	Recruitment
10.	ECL - Publication Management System	Public Relation
11.	Online Grievance Redressal System (NIDAN)	Grievance cell
12.	Contracts portal (Vigilance)	Vigilance
13.	Vigilance complaints portal	Vigilance

17.0 ELECTRONICS & TELECOMMUNICATION:

In order to keep pace with advancement of communication and information technology the following steps have been taken:

- a) Efficient Integrated Data Communication Network is in place based on high speed MPLS VPN Network connecting ECL Headquarters, all Area Offices, Area Stores, Central Stores, Central Work Shop, Central Hospitals and different units for ERP applications in ECL.
- b) MPLS VPN Managed network services has been established by M/s. RAILTEL as service provider, for connectivity of 242 different locations spread across all the Areas of ECL in the state of West Bengal & Jharkhand including Data Centre at New Delhi and Data Recovery Centre at Mumbai for ERP in ECL. A 24x7 Network operating Center (NOC) has also been established at ECL Headquarters for monitoring of all links throughout ECL, as well as quick restoration in case of any disruption in links.



- c) Established LAN infrastructure along with WIFI system for facilitating easy access to SAP ERP application, internet at ECL Headquarters, all Area offices, Central Hospitals, Stores, Workshops and units of ECL.
- d) Centralized high-speed internet services with 1 GBPS Internet Lease Line and minimum 160 Public IPs at ECL Headquarters, which is distributed at MPLS locations of ECL including Area offices, Agent & Manager offices of UG and OC mines, Central Stores, Central Workshops, Hospitals, Stores, Workshops and other offices within the ambit of the existing MPLS VPN end points.
- e) ECL has extended the facility of e-Office to all Areas and mines, by using its network infrastructure. This has resulted in faster movement of files and early implementation of all activities of the company.
- f) High speed Network Backbone along with other electronic and communication equipment has been established at the Central Hospital, Kalla and Sanctoria Hospital. Using this infrastructure, the Hospital Management System (HMS) has been successfully implemented at the hospital which has greatly improved the organization of patient database and treatment process at the hospital.
- g) Video Conferencing System is in place to facilitate various meetings and regular interactions with CIL, Subsidiary HQs, Ministries, Other PSUs and Govt. offices, other offices and all the Area offices of ECL based on MPLS VPN Network and with Public IP with video end points at 23 different locations.
- h) Postpaid SIM has been provided to all the officers and employees at key positions in ECL for Mobile communication for voice and data services.
- i) Hundreds of lines of internal telephone connectivity and EPABX systems have been installed and maintained in almost all Units of ECL including ECL Headquarters for enhancing the internal communication facilities at the office premises.
- j) Underground telephonic communication system has been established across 46 different Underground mines for smooth telephonic communication in underground mines and up to surface level.
- k) GPS/ GPRS based Vehicle Tracking System (VTS) with 1473 nos. of GPS sets and Geofencing of Mine Areas is in place for effective live monitoring of movement of internal coal carrying vehicles in Mines and prevent pilferage of coal.
- l) RFID and Boom Barrier based Weighbridge Automation system has been implemented across total 122 road weighbridges to prevent entry of unauthorized vehicles and human intervention less automatic real-time transfer of weighment data to central server.
- m) Increased electronic surveillance with centralized CCTV surveillance system at vulnerable points like Weighbridges, Coal stock yards, Railway sidings, magazines, stores etc. Established surveillance system through PTZ cameras at Coal stocks, Railway sidings and Mine view points for OC Mine Surveillance.
- n) In ECL, VHF communication network is operational in different mines for communication. The same is being enhanced every year for increasing operational efficiency.

17.1 Special Achievements:

- a) Centralised CCTV surveillance system has been established with commissioning of 1144 new CCTV cameras. The same is operational with live monitoring and recording of video footage facility. Centralised control rooms at all Area Offices of ECL and ECL Headquarters have also been established for live viewing and monitoring of the CCTV cameras.
- b) Established managed bandwidth services for connectivity of CCTV cameras from mine to Area office and Area office to ECL Headquarters. The same has been commissioned and is functional. This facilitates live viewing of CCTV cameras at the central control room established at ECL Headquarters.
- c) Drone Surveillance along with pilot has been introduced on hiring basis for surveillance of mines under ECL command area and is functional. Successful flights have been conducted in Rajmahal Area, S.P. Mines Area and Mugma Area.



- d) Two (02) nos. DGMS approved intrinsically safe underground communication system have been installed and commissioned for Bankola Area.

18.0 LAND ACQUISITION & LAND INFORMATION STATUS:

18.1 Status of Land Acquisition:

Status of land acquisition/possession under different modes for the year 2024-25 is as under:

Mode of Acquisition	Acquired (in Ha)	Possession (in Ha)
Direct Purchase of Tenancy Land	165.60	165.60
RFCTLARR Act / LA Act	-	-
CBA Act	535.989	104.354
Transfer of Govt. Land	13.85	13.85
Transfer of Forest Land	-	-
Total	715.439	283.804



Aerial View of Rehabilitation Site of ECL



18.2 Progress in acquisition of land Under CBA (A&D) Act, 1957:

Name of Project	District/ State	Area	Status
Bonjemehari Expansion OCP (1 MTY), Salanpur Area	Paschim Bardhaman/ West Bengal	17.68	Notification u/s 4(1) was published vide S.O No. 110(E) dated 6th January, 2025. Application for notification u/s 7(1) has been forwarded to MOC on 26th May, 2025
Sonepur Bazari Expansion OCP (12.00 MTY), Sonepur Bazari Area	Paschim Bardhaman/ West Bengal	517.76	Notification u/s 7(1) was published vide S.O No. 3715(E) dated 30th August, 2024. Application for obtaining Competent Authority's Report u/s 8(2) has been forwarded to CCO on 3rd April, 2025.
Chitra East OCP, S P Mines	Deoghar/ Jharkhand	146.62	Notification u/s 9(1) was published vide S.O No. 3101(E) dated 2nd August, 2024. Notification u/s 11(1) was published vide S.O No. 4557(E) dated 17th October, 2024.
Tilaboni UG Mine (1.86 MTY), Bankola Area	Paschim Bardhaman/ West Bengal	419.0496 [All Rights - 384.8326 Ha & Mining Rights only - 34.217 Ha]	Notification u/s 11(1) was published vide S.O No. 2357(E) Dated 18th June, 2024.
Jhanjra Project Colliery, Jhanjra Area	Paschim Bardhaman/ West Bengal	0.17	Notification u/s 9(1) was published vide S.O No. 4397(E) dated 10th October, 2024. Notification u/s 11(1) was published vide S.O No. 16(E) dated 2nd January, 2025.
Jhanjra Project Colliery, Jhanjra Area	Paschim Bardhaman/ West Bengal	4.21	Notification u/s 9(1) was published vide S.O No. 4247(E) dated 27th September, 2024. Notification u/s 11(1) was published vide S.O No. 197(E) dated 9th January, 2025.



Sensor Based Mist Sprayer, Rajmahal



18.3 Transfer of Govt. Land:

13.85 Ha. Govt. land has been transferred to ECL in Jharkhand at Chitra East OCP, S P Mines Area.

18.4 Status of Rehabilitation:

Number of Displaced families who received Resettlement benefits during the year 2024-25:

Sl. No.	Details	Nos.
1.	PAPs shifted	723
2.	Household plots given	35
3.	Nos. of PAFs received Monetary compensation in lieu of plot	20
4.	Employment provided	236
5.	Nos. of person received Monetary compensation in lieu of employment	06

18.5 Special achievements:

a) Implementation of Standard Operating Procedure: A 'Standard Operating Procedure for land Acquisition, Possession, Compensation Payment, Rehabilitation & Resettlement, Processing Employment Proposals and Record Keeping' has been approved in the Empowered Committee of Functional Directors (ECFDs) meeting held on 7th December, 2024. Accordingly, the 'SOP' has been officially launched by the Chairman of Coal India Limited on 25th February, 2025.



During 179th CMDs meeting held on 25th February, 2025, ECL has launched the Standard Operating Procedure (SOP) for Land Matters in the august presence of Shri P.M. Prasad, Chairman, CIL



- b) Implementation of 'COALRR' land management software:** This software has been developed in collaboration with NIC and legacy data module under first phase has already been launched & other modules have also been developed under second phase. Security audit of the newly developed software has been completed and the complete software is expected to be launched in live portal sometime in June, 2025.
- c) All Underground & Opencast Mine Plan Digitized and Geo-referencing with UTM (Universal Transverse Mercator) grid.**
- d) Revenue Map of ECL Digitized and Geo-referencing with UTM grid.**
- e) Acquired Land, mine boundary, Plantation Area, Digitized and Geo-referencing with UTM grid and make KML File and uploaded in Gati Shakti Portal.**
- f) Keyhole Mark-up Language (KML) file of Revenue Map of ECL Uploaded in COALRR software.**

19.0 SECURITY MANAGEMENT:

The aim of Security Department is to protect men and materials of the company. Company is having four (04) types of Security set-up:

Sl. No.	Details	No. of Persons
1.	Departmental Security	2597
2.	Central Industrial Security Force (CISF)	943
3.	Contractual Security	950
4.	Home Guard	200
Total		4690



76th Republic Day celebration at ECL



Primary duty of departmental security is to guard the company's property i.e. Stores, Offices, Explosive Magazines, Coal Depots/Sidings, Colonies and escorting of VIPs as and when required by the Management. Escorting of Loaded Railway Rakes, Tipping Trucks/Dumpers from Coal Depot/Siding to railway Weighbridges till the weighment is done. Also conduct raids as per information and intelligence inputs by Security personnel, CISF along with local Police, seizure of coal along with involved trucks/vehicles and nab miscreants. Hand over such persons to the local Police Station and lodge FIR accordingly. They are also deployed during the time of strike/gherao/demonstration/hunger strike and any type of law and order problem in the command Areas. The Contractual Security personnel were deployed along with departmental security to augment the security arrangements in the lease hold area of ECL situated in the state of West Bengal. CISF has been deployed for static duty at Rajmahal, Sonapur Bazar, S.P. Mines. Besides they are having camps at Mugma, Salanpur, Sripur, Kunustoria, Pandaveswar, Kalidaspur and Satgram Area. They remain on mobile duty to conduct raids against illegal mining, illegal trafficking of coal and illegal coal depots and also deployed during Strike/Gherao in the colliery/Area. Home Guards were deployed along with Departmental Security.

19.1 Steps taken for revamping of security:

- a. 106 security personnel have been promoted to encourage the security personnel of the ECL security department and the promotion process for the remaining security personnel is in progress.
- b. 203 security personnel of ECL security department have been regularized from Security Guard (T) to Security Guard.
- c. Re-survey for further deployment of CISF is Completed and reports sent to Ministry of Home Affairs (MHA).
- d. CCTV, RFID and boom barrier bearing have been installed with all preventive measures of theft of Coal at railways siding
- e. Drone surveillance has already been started in the Company as a pilot project on hiring basis.
- f. Training session has been organized in phased manner for departmental security employees.

19.2 Steps taken to check/prevent the illegal mining/transportation of coal/theft of coal:

- a. Intelligence collection.
- b. Holograms are being used for trucks engaged in transportation of coal from various mines. This is also intimated to local police of Burdwan (East) and Burdwan (West) District and in case trucks which are not provided with hologram of ECL or a doubtful hologram of ECL. Necessary departmental / legal actions are initiated.
- c. GPS/GPRS based vehicle tracking system of coal transportation is in use.
- d. Installation of CCTV at coal pit heads, coal heaps, coal sites weighbridge, entry & exit point of transportation.
- e. Installation of electronic weighbridge and in-motion weighbridge connecting to VTS.
- f. Some black spots have been identified on the coal transportation route where regular patrolling by ECL security, CISF and local police is carried out.
- g. Khanan Prahari application is being used.
- h. Regular patrolling by ECL Security along with CISF and local Police is carried out.
- i. Surprise checks/raids by CISF, Departmental Security along with Police and seizure of illegal coal/illegal trafficking of coal along with involved vehicles and apprehension of miscreants and subsequently handing over them to the local Police Station.
- j. Meeting with State Authorities of West Bengal and Jharkhand State and District level meeting (Burdwan, Bankura, Purulia and Birbhum District of West Bengal and combined District level meeting of Jharkhand) with District Authorities to curb illegal mining and coal theft are held regularly.
- k. A dedicated task force has been formed to tackle the issues of coal theft and illegal mining.
- l. Frequent inspection by Area Team consisting of GM, Survey Officer, Security Officer along with CISF officials to the affected sites and accordingly meetings are held with CISF Commandant regularly.
- m. For logical conclusion of the cases which are pending in Court, ECL has engaged lawyer to follow up these cases.




- n. Discussion has also been made with Public Prosecutor in lower Court and Session Court to take necessary steps for speedy trial of the pending cases in the Court.
- o. ECL security has conducted surprise checks/raids along with CISF personnel private security to prevent theft of coal. During the course of checks raids, they seize coal, apprehended miscreants and FIR lodged to local police station.

19.3 Technological intervention for prevention of theft of coal:

- a. Khanan Prahari application has been launched to facilitate common people to report any incidence of illegal mining keeping the complainant's identity undisclosed.
- b. GPS based vehicle monitoring system introduced at all the Areas is a step to curb theft of coal.
- c. GPS enabled VTMS system is fitted in coal transportation vehicle for geo tracking of vehicles.
- d. CCTV, RFID and Boom Barrier have been installed with all preventive measures of Theft of coal at Railway Sidings.
- e. Hiring of UAV system Drone along with pilot is done for Surveillance of Mines of ECL lease hold area.
- f. Installation of CCTV at coal dump, weighbridge, Railway siding entry & exit point etc.
- g. Auto-capturing of weighment data from road weighbridge PCs and online syncing of weighment data to SAP server & RFID server at ECL HQ is implemented by ECL.

19.4 Details of seizure of Illegal Trafficking Coal and Illegal Mined Coal by Departmental Security, CISF and Local Police during the year:

Year	State	No. of Raids	Coal seized (Tonne)	Vehicles Seized	Person Apprehended	FIRs Lodged
Seizure of Coal from Illegal Trafficking						
2024-25	West Bengal	3829	18930.43	125	36	849
	Jharkhand	1804	7824.25	19	02	205
	Total	5633	26754.68	144	38	1058
2023-24	Total	3825	24882.63	112	115	1447
	Variation	1808	1872.05	32	-77	-387
Seizure of Illegal Mined Coal by ECL Security, CISF and Local Police						
2024-25	West Bengal	41	105.34	-	05	41
	Jharkhand	19	270.56	-	-	19
	Total	60	375.9	-	05	60
2023-24	Total	54	97.07	04	03	54
	Variation	06	278.83	-04	02	06



Mining activities of ECL



The data given above is the seizure made by CISF & Departmental Security along with Police, outside the colliery premises. Trucks either from illegal mining sites or illegal trafficking/illegal coal stock were carrying the above coal. During the course of dozing off/sealing/filling up of the illegal mining sites the Departmental Security along with CISF and local Police are also deployed at the dozing points within leasehold and outside the leasehold areas. During the year, 1110 sites were dozed/sealed to curb the illegal coal mining. The State Administration is actively involved to curb the menace of illegal coal mining and pilferage of coal.

During the course of dozing off/sealing/filling up of the illegal mining sites Departmental Security along with CISF and local Police are also deployed at the dozing points within leasehold and outside the leasehold areas. During the year 2024-25, 546 sites in West Bengal and 564 sites in Jharkhand has been dozed to curb the illegal coal mining and information of dozing off/sealing/filling up of the illegal mining sites have been sent to the local Police Station of West Bengal and Jharkhand for 58 nos. of sites and 66 nos. of sites respectively. The State Administration is actively involved to curb the menace of illegal coal mining and pilferage of coal.

19.5 Seizure of Illegal Trafficking Coal:

Year	2024-25	2023-24	Variation
No. of Raids	5633	3825	1808
No. of FIR	1054	1447	-393
Qty. Coal Seized (in Metric Ton)	26754.68	24882.63	1872.05
No. of Vehicle Seized	144	112	32
No. of Person Apprehended	38	115	-77



Drone Seedball Plantation at Sonepur Bazari Area of ECL



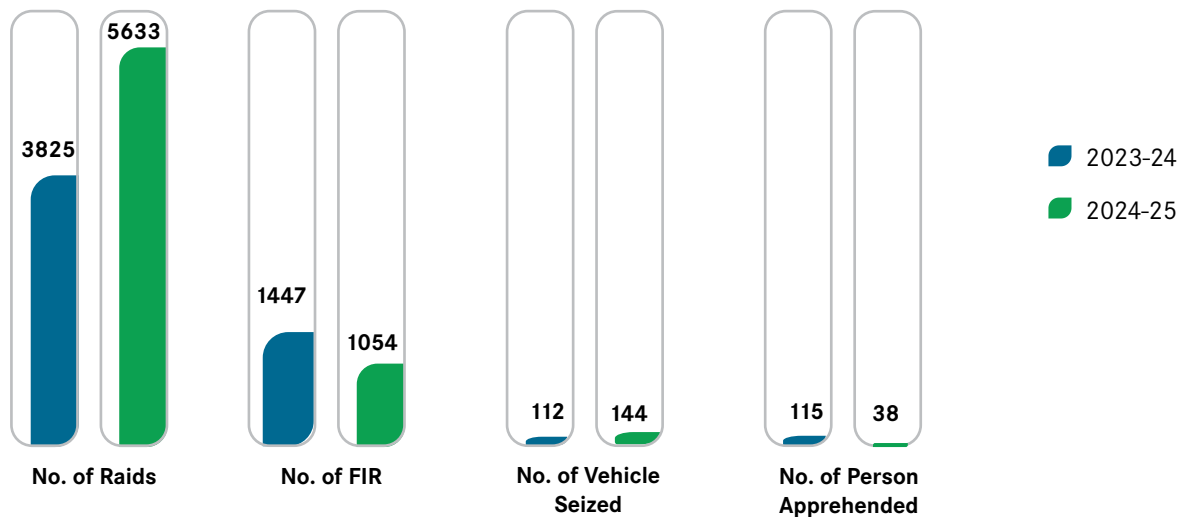
19.6 Seizure from Illegal Mining Sites:

Year	2024-25	2023-24	Variation
No. of Raids	60	54	06
No. of FIR	60	54	06
Qnty. Coal Seized (in Metric Ton)	375.90	97.07	278.83
No. of Vehicle Seized	Nil	04	-04
No. of Person Apprehended	05	03	02

19.7 Theft/Recovery of other materials:

Year	2024-25	2023-24	Variation
No. of Incidents	63	81	-18
No. of FIRs/Info.	61	65	-04
Property Stolen (in Rs.)	12,14,930.02	8,65,335.00	3,49,595.02
Property recovered (in Rs.)	10,000.00	-	10,000.00
No of Persons Apprehended	02	08	-06

Seizure of illegal Trafficking Coal

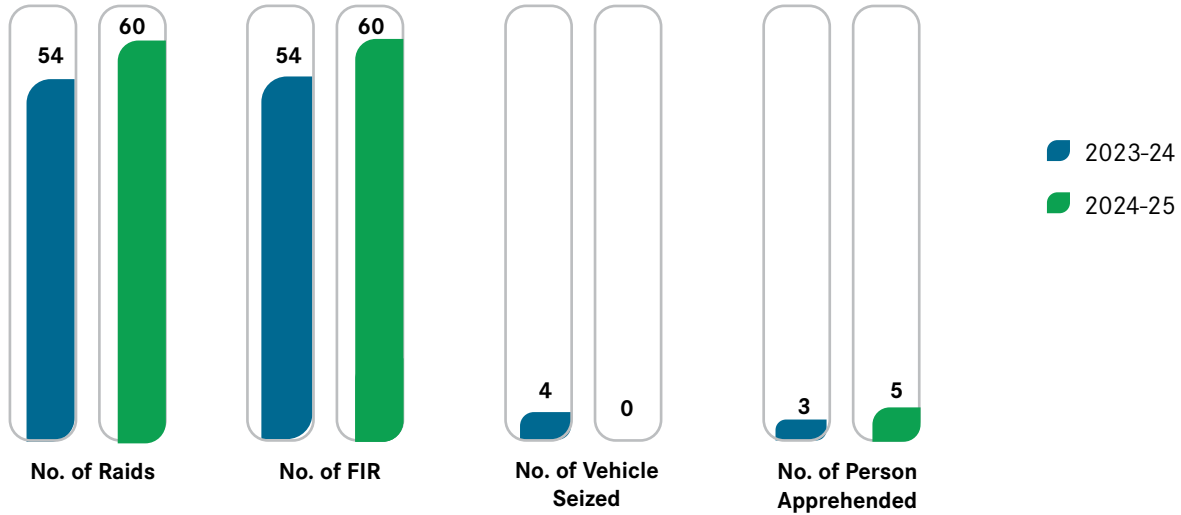


20.0 INFRASTRUCTURE DEVELOPMENT:

- Building:** During the year various works related to Residential Building, Service Building, Community Building, Water Supply and Roads have been taken up. Work of value Rs. 22.28 Crore have been executed.
- Road, Railway Siding and CHP related works:** Dispatch of coal is one of the prime activities and it is being done effectively and efficiently through network of coal transportation roads, CHP and railway siding. ECL has taken proper steps in this regard. Various works related to Railway Siding, CHP and Roads were executed during the year and capital expenditure of Rs. 184.24 Crore has been incurred.
- Development works at Rehabilitation and Re-Settlement Sites:** Various works like construction of road, drain, boundary wall, school buildings, club, community building, water supply infrastructure etc. have been taken up for development of rehabilitation sites at Rajmahal, Sonapur Bazari, S.P. Mines and Mugma.
- Mine Development:** Various works like drivage of drift, drivage of inclines, construction of toe walls, construction of retaining walls, construction of sand stowing bunker, diversion of roads etc. have been taken up for development of mines. During the year works of value Rs. 83.44 Crore have been executed.



Seizure from illegal Mining Sites



21.0 CONTRACT MANAGEMENT:

21.1 MDO & Revenue Sharing Contracts:

The Company has successfully accomplished one of its key strategic objectives by awarding four (04) Revenue Sharing tenders for discontinued mines of ECL and one (01) MDO tender through the GeM Portal during the financial year 2024-25, amounting to a total procurement value of Rs. 73,241.25 Crore. Further, CMC Department has floated 01 no. of MDO Revenue Share Tender of Mithapur UG on GeM portal in the F.Y. 2024-25. Details are given as below:

Details of MDO Revenue Share Tenders awarded during F.Y. 2024-25:

Sl. No.	Name of Mine	Area	Peak Capacity (MTY)	Min Extractable Reserve (MTY)	Contact Period	Contract Value (Rs. in Crore)	Revenue Sharing
1.	Ratibati UG	Satgram-Sripur	0.45	9.00	24 Years	6022.60	7.00%
2.	Kuradih-Tirat	Satgram-Sripur	3.00	46.40	25 Years	28974.76	13.21%
3.	Mahabir (R) Colliery	Satgram-Sripur	3.00	57.80	25 Years	22841.52	15.56%
4.	Benali Coal Mine	Kunustoria	0.80	15.20	25 Years	5926.04	12.50%
Total			7.25	128.40		63,764.92	

Details of MDO Tenders awarded during F.Y. 2024-25:

Sl. No.	Name of Mine	Area	Peak Capacity (MTY)	Min Extractable Reserve (MTY)	Contact Period	Contract Value (Rs. in Crore)
1.	Chuperbita Simlong MDO	Rajmahal Area	6.00	118.90	25 Years	9476.33
Total			6.00	118.90		9476.33



Comparison of MDO and Revenue Share Tenders awarded during the F.Y. 2024-25 with F.Y. 2023-24:

Comparison of MDO Revenue Share Tenders		
	During F.Y. 2024-25	During F.Y. 2023-24
No. MDO Revenue Sharing Tenders Awarded	04	01
Contract Value of MDO Revenue Sharing Tenders Awarded	Rs. 63,764.92 Crore	Rs. 7,128.83 Crore

Comparison of MDO Tenders during the F.Y. 2024-25 with F.Y. 2023-24:

	During F.Y. 2024-25	During F.Y. 2023-24
No. MDO Revenue Sharing Tenders Awarded	01	01
Contract Value of MDO Tenders Awarded	Rs. 9,476.33 Crore	Rs. 8,498.41 Crore

21.2 Global Tender for Introduction of Mass Production Technology in underground mines:

Continuous Cutting technology by introduction of Standard Height Continuous Miner, Low-Height Continuous Miner, Longwall Mining in underground brings in huge enhancement of underground mining production capacity. Contracts are awarded on Hiring basis. Two (02) Operation and Maintenance Tenders of Continuous Miner in Jhanjra Area have been floated during the year with estimated value of Rs. 819.53 Crore and one (01) Operation and Maintenance Tender of Longwall in Jhanjra Area this year with contract value of Rs. 1,265.55 Crore.

21.3 Hiring of Equipment for Removal of Overburden and extraction of Coal:

A major part of coal production comes from the outsourced opencast mines. In addition to the existing contracts, 10 new tenders have been awarded during the year 2024-25 with a volume of 28.67 MT Coal and 2105.33 M. Cum. OB. The awarded contracts translate to addition of average 9.09 MT Coal and 76.47 M. Cum. OB for F.Y. 2024-25. The total contract value awarded in fiscal year 2023-24 is Rs. 6,967.41 Crore for 14 contracts. Furthermore, contracts awarded in the fiscal year 2024-25 have added production of 28.64 M. Cum. of OB in the total production of ECL last year. The total contractual capacity of ECL stands at 43.17 MT coal production and 218.58 M. Cum. OB Removal as on 01.04.2025. APP Target of Coal Through Outsourcing (Hiring of HEMM) Mode was 36.56 MT for F.Y. 2024-25 and contractual capacity for coal production is 41.72 MT making it 117.32% of required capacity. Comparison of hiring of HEMM Tenders for the F.Y. 2024-25 in comparison with F.Y. 2023-24 is as under:

Sl. No.	Details	2024-25	2023-24
1.	Total No. of awarded MSE contracts	04	02
2.	Total value of awarded MSE contracts (Rs. in Crore including GST)	245.72	66.58



Swachhta Pakhwada 2025 organised by ECL in nearby Schools



Induction Ceremony of New Appointees at ECL in presence of Shri G. Kishan Reddy, Hon'ble Minister of Coal & Mines, GoI



21.4 Coal Transport, Wagon Loading, Mobile Crusher & Miscellaneous Contracts:

These contracts include, carrying coal from face/stockyard to siding, loading of coal into wagons for dispatch by Rail, and Mobile Crusher installation for crushing of coal to (-)100mm size and sand transportation. During the year 2024-25, total twelve (12) Coal Transport, Wagon Loading, Sand Transport contracts have been awarded with awarded value of Rs. 163.25 Crore including GST. Comparison of Coal Transport, Wagon Loading and Sand Transport Contracts during the F.Y. 2024-25 with F.Y. 2023-24 are as under:

Sl. No.	Details	2024-25	2023-24
1.	Total No. of awarded contracts	12	20
2.	Total value of awarded contracts (Rs. in Crore including GST)	163.25	329.03

21.5 Special achievement:

- a) All tenders of CMC Department have been floated in Government-e-Marketplace (GeM) portal during the F.Y. 2024-25, achieving a complete transition rate of 100% from the CIL NIC Portal to the GeM Portal.
- b) CMC Department has awarded mining services tenders totalling Rs. 77,863.61 Crore during the F.Y. 2024-25.
- c) Awarded MDO & MDO Revenue Sharing Contracts has added Peak Rated Capacity (PRC) of 13.25 MTY in the coming years.
- d) CMC Department has successfully resolved the longstanding operational difficulties related to production at the RCML Patch of Rajmahal Area. This resolution contributed significantly to achieving the smooth production for the patch, thereby supporting Rajmahal Area in reaching its overall production milestone of 18 MTY.
- e) The Nakrakonda Kumardihi B (3 MTY) OC Patch of Bankola Area, which had remained non-operational for the past two years due to contractor's poor performance, witnessed the termination of the contract and award of the OB removal re-tender of the said patch on 16.10.2024. The work has successfully commenced on 16.12.2024, enhancing ECL's annual OB removal capacity by 15.44 M. Cum.
- f) Initiative for framing Schedule Rates for awarding Contracts for Mass Technology Mining as Longwall, Continuous Miner, Road Header Drivage etc. and new technologies such as, Ripper, CNG/LNG/EV powered HEMMs, Processing of OB to Sand, Higher Capacity HEMM for Coal & OB Removal, was taken up along with Industrial Engineering Department and a Work Order was issued to National Productivity Council.
- g) Tenders are to be concluded within Bid Validity Period of 120 Days for HoE/Transport Contracts. Time taken to award tenders after technical bid opening stands at 73 Days. As the HoE/Transport Tenders are being concluded 47 days prior to the expiration of bid validity period, it facilitates an earlier commencement of Coal Production, OB Removal and transportation, including wagon loading and crushing activities.
- h) A total of sixteen (16) number of MSEs have been benefitted under Purchase Preference Policy and Make in India Policy. Total awarded value to MSEs stands at Rs. 408.96 Crore including GST.
- i) In reference to the 'Hiring of HEMM' Contracts, actions have been taken against defaulters. Two (02) contracts have been terminated and re-tendering has been finalized for both the terminated contracts. Apart from that, nine (09) numbers of defaulting contractors have been banned during the F.Y. 2024-25 and the details of the banned firm has been published on the ECL Website within the "Banning Order (CMC)" section.
- j) CMC Department has successfully conducted three (03) "Capacity Building & Training Programs on Mining Services Contracts" sessions during the F.Y. 2024-25. A total of 85 Executives participated in the said training programs ranging from Executive grade- Management Trainee (MT) to General Manager (GM) level.

21.6 MoU Target vis-à-vis achievements up to 31st March, 2025:

CMC Department has surpassed the Annual Procurement target for services in ECL by a significant margin. The target was set at Rs. 6,510.00 Crore in GeM Portal and CMC Department has awarded contracts valuing Rs. 77,863.61 Crore, including GST, during the F.Y. 2024-25, exceeding the target.



22.0 QUALITY CONTROL:

22.1 Third Party Sampling:

Company has extended the facility of 3rd party sampling for determination of admissible grade of coal for all categories of consumers towards procurement of coal from all sources. All the requisite enabling conditions have been fulfilled for Third Party Sampling.

22.2 Grade Confirmation Status:

Grade materialization for the period F.Y. 2022-23, 2023-24 and 2024-25 is as under:

Period	Total Quantity Result Received	Grade Confirmation % age				Sample pending for referee Analysis	
		Bonus	In Grade	Grade Confirmation%	Slip	Total	%
2022-23	27.98	24%	73%	97%	3%	5.61	20%
2023-24	43.58	9%	89%	98%	2%	7.3	16%
2024-25	36.43	4%	86%	90%	10%	1.64	4%

The overall Grade confirmation for the period 2022-23 is 97% on the basis of Final Acceptable Results which has increased to 98% for the period 2023-24 and further decreased to 90% in 2024-25.

22.3 Steps undertaken to improve the quality of dispatched coal:

- a) Quality Awareness Fortnight was organized from 13.11.2024 to 26.11.2024. The basic theme of the campaign focused on awakening the consciousness regarding Coal Quality right from Mine to Market, by involving the employees for participation at all levels right from colliery to Area & HQ Level. It was an exercise aimed at enhancing corporate image through improved level of customers' satisfaction with respect to dispatch of good quality Coal.
- b) Following initiatives taken by Quality Control Department to improve coal quality:
 - i) Surprise quality inspection by Quality Control department ECL HQ.
 - ii) Delivering regular quality talks by Senior Officers of Area at pit-head, siding, etc.
 - iii) Permanent marking of space for different sources and different grades of Coal at siding.
 - iv) Mandatory maintenance of consumer feedback registers at all railway siding.
 - v) Availability of sprinkler at siding and Mobile tankers for effective dust suppression.
 - vi) Proper illumination at all railway siding for effective and safe supervision at night hours.
 - vii) Engagement of adequate persons for picking of stone/boulders at coal depot and railway sidings and its removal.
 - viii) Ensuring transport of only crushed coal (-100 mm) to sidings.



Mining activities at ECL



- c) Redressal of coal quality complaints in case of any complaints from consumer, the concerned Area is notified and suitable response is undertaken to assure quality of coal is dispatched and the same is being communicated at appropriate level.
- d) Ten (10) new bomb calorimeters have been procured in last two years to enhance our testing ability.

22.4 Special achievement:

Special achievements of Quality Control Department during the year 2024-25 are as under:

- a) **CIL 50th Foundation Day Award:** ECL was awarded 1st Prize for quality awareness on 50th Foundation Day of CIL on 1st November, 2024.
- b) **Quality Awareness Fortnights 2024-25:** Quality awareness fortnight has been organized in 2024-25 from 13.11.2024 to 26.11.2024 enhancing image of ECL through customers' satisfaction.

23.0 SUSTAINABLE DEVELOPMENT INITIATIVES:

Sustainable development has commonly been considered as an oxymoron in the setting of a natural resource that is finite. The centuries-old practises of mining have tended to prioritise short-term advantages rather than considering the negative effects on the environment and communities. With the advancement of technology and growing awareness of sustainability issues, the question of how to make mining sustainable has come to the forefront. The environmental dimension places a focus on the natural environment's sustainability and the availability of natural resources. The social dimension emphasises the need for social and cultural sustainability, which connects to questions of benefit distribution, mining costs, and decision-making process. The economic dimension focuses on the costs associated with upholding standards of life and the economic sustainability of those standards.



ECL has been honored with the SEAL Business Sustainability Award in Gold Category in Mumbai



“Sustainable Development Cell (SDC)” has been formed to work towards generating new ideas to plan, prepare guidelines, periodically monitor and evaluate different environmental mitigation measures carried out by the company in a holistic way. The SDC meeting is chaired by Director (Technical). Taking up environmental mitigation measures in a right and sustainable way will provide a better environment to people working and residing in nearby areas and also improve the overall image of the coal sector in the country. The activities under SDC were as follows :

i) Development of Eco-Parks/Tourism Sites:

a) Jhanjra Eco-tourism Park: Development of the Eco-tourism Park at Jhanjra Area over 13.02 Ha land by West Bengal Forest Development Corporation Limited has been completed.

b) Milli's Garden: An Eco-Relaxation Point and Orchard has been developed at Belbaid Railway Siding expanding over an area of 0.6 Ha. The major facilities of the park include Orchards, Medicinal Plants Garden, Flower Beds, Fountain, Green Wall, Bust of Swami Vivekananda, Selfie Point, Canopy Walkway, Scrap-metal Statues, Open Air Gym, Yoga Space, Lighting etc.

ii) Waste to Best: Plastic Waste Handling Unit: Under the “Waste to Best” initiative, one more Plastic Waste Handling Unit has been installed in Satgram-Sripur Area. This unit converts plastic waste into paver blocks for sustainable use in construction works. Bankola Area has developed a ‘Plastic Waste Handling’ unit, designed under the concept of ‘Waste to Best.’ The Plant converts waste plastics to Paver blocks which can be used in various construction purposes such as roads, pathways for gardens, parks etc. The plant has till now converted 2000 kg of Waste Plastic in Paver Blocks which have been sustainably utilized. The success of the Plastic Waste Handling Unit of Bankola Area has been well recognized in the World Environment Day 2023 & Mission LIFE. The plant has also received special mentions in Special Campaign 3.0 under Swachata Abhiyan 2023 as solution towards Plastic Waste Management.

iii) Dust Suppression Measures: The mines and Railway Sidings of ECL are equipped with water spraying arrangements viz. 24 nos. of trolley/fixed fog cannons, 28 nos. of fixed water sprinkling systems and 75 nos. of mobile water tankers. During the F.Y. 2024-25, 3 nos. of fog cannons have been installed at Satgram-Sripur Area. Also, 1 no. of Road Sweeping Machine has been commissioned at Jhanjra Area.

iv) Rainwater Harvesting Structures: During the F.Y. 2024-25, 2 nos. of Rainwater Harvesting Structures were in operation at Bankola Area to ensure environment friendly method of water conservation by recharging ground water. The installed structures help in reducing the dependence on traditional sources of water like groundwater, surface water or municipal water.

v) Scientific Study:

a) Assessment of success of Plantation created over last 10 years: Work Order has been issued to CIMFR, Dhanbad for conducting the study to assess the success of Tree Plantation in ECL. 50%



Shri Satish Chandra Dubey, Hon'ble Minister of State for Coal & Mines during his visit to ECL



advance payment has been made and the work is under progress. The study aims to determine survival rates, evaluate environmental and social benefits, and recommend strategies for improving plantation outcomes through field studies, drone surveys and data analysis.

- b) Study on mine-wise availability and potential of mine water for community use in ECL:** Scientific study for investigation of mine water availability for community use in ECL is being conducted by IIT-BHU, Varanasi and IIT-ISM, Dhanbad and the interim report has been submitted. The study involves seasonal data collection, GIS mapping, water quality assessment and development of a zero-wastage mine water management plan, aiming to utilize surplus mine water for domestic, agricultural and industrial purposes.
- c) Third-Party audit of Environment Clearance (EC) conditions:** Award of work to conduct assessment of Environment Clearance (EC) compliances in respect of mines under Cluster 12 (except Sonepur Bazari Project) of M/s. ECL has been made to CSIR-CIMFR, Dhanbad on 08.03.2025 and the work is under progress. The work is for compliance of Environment Clearance (EC).

24.0 GRIEVANCE REDRESSAL MECHANISM-NIDAN:

The grievances under Nidan Cell, CPGRAMS under PG Portal and MSME matters are monitored regularly. Under Nidan, during the month of retirement of employee at HQ level, suggestions towards proper development and growth of Company are obtained/acknowledged from them who are working in different fields/grade/capacity and sent to Welfare Department. Their valuable suggestions are delivered during the retirement program. During the year 525 grievances were received on CPGRAMS and 245 grievances received through ECL-NIDAN Portal, out of which 519 cases of CPGRAMS and 216 cases of NIDAN have been disposed and 35 cases are under process. Monthly Report for CPGRAMS, Nidan & MSME are being sent on regular basis and as and when required from different authorities/CIL/MOC.

As per DARPG guidelines dated 23.08.2024, all the grievances under CPGRAMS are to be disposed within 21 days and all grievances have been redressed within timeline. Grievance Redressal Mechanism is based on online system under "Online Nidan" and rare offline system. The timeline for Redressal of grievance is 60 days but it is redressed mostly within 45 days. As on date all grievances received through Online Nidan Scheme/CPGRAMS and offline are being monitored on daily basis and forwarded to concerned department. At all Areas, there is Nodal Officers, who directly monitors the pending grievances and informed through mail/WhatsApp in order to promote faster redressal of the grievances. Regular follow-up are being done from different Areas, Units and HQ level to dispose the grievance under PG Portal and Nidan within timeline. A Grievance Redressal Committee has been re-constituted at HQ level and Areas to discuss and decide over grievances that remain unsettled by Public Grievance Cell-Nidan and also such subject those involve policy decision of the Company.

MSME Samadhaan Portal is also handled and monitored by Public Grievance Cell-Nidan, HQ and monthly report is submitted on MSME Samadhaan for uploading in Drishti Dashboard Portal (CPSE Conclave) on monthly basis.

25.0 PUBLIC RELATION:

The Public Relations Department of ECL consistently works to build and maintain positive relations and mutual understanding between the company and the public in a structured and thoughtful manner. The company follows a media policy that is clear, fair and transparent. Press briefings and meetings are regularly organized by the Chairman-cum-Managing Director and other Directors to maintain ongoing engagement with journalists and media representatives at various levels. Throughout the year, the company has issued numerous press releases to promote its activities, released multiple advertisements and supported or participated in several sponsorships and exhibitions. ECL actively shares updates on social media platforms such as Facebook, Twitter, Instagram and LinkedIn through illustrated posts. The company also maintains a bilingual official website. In line with the Citizen's Charter, a range of information—including matters related to land, appointments and general updates—has been made available on the website through a unified access point. Additionally, ECL regularly publishes a wall magazine highlighting its key activities under the title 'ECL Samachar'.



26.0 EXECUTIVE ESTABLISHMENT:

- a) **Onboarding of MTs & Doctors:** A total of 73 nos. of Management Trainees (MTs) of different disciplines (Mining, Civil & Geology) have joined ECL, on being recruited through GATE-2023. Detailed status of joining of Management Trainees (MTs) are as under:

GATE- 2023	No. of MTs allotted to ECL	No. of MTs successful in DV/IME	No. of MTs joined
1 st Phase	79	57	49
2 nd Phase	26	21	15
3 rd Phase	07	03	03
4 th Phase	07	05	06
Total	119	86	73

Advance action was initiated from Executive Establishment Department, as per directives of CIL, for finalization of their posting before their joining at ECL, for smooth onboarding of the newly recruited executives. Efforts were made to streamline the arrangements regarding boarding/accommodation through different meetings and transportation to their concerned Areas/places of posting for hassle free onboarding and induction procedure.

- b) **Training Closure of Management Trainees (MTs):** The training closure of around 252 nos. of Management Trainees (MTs) has been successfully completed after observing all formalities.
- c) **Processing of Inter-Subsidiary applications for request transfer:** Total 133 nos. of transfer applications were received and successfully processed through online HRMS Portal. Moreover, after closure of HRMS portal, 90 nos. of transfer applications were received through online ESS, out of which 71 cases have been processed for the decision of the Competent Authority of ECL and updated on ESS.



Annual Press Meet organised at ECL in presence of CMD, Functional Directors and Company Secretary



- d) **EIS & HRMS records creation/updation and integration of SAP:** The records in respect of all freshly recruited Management Trainees (MTs) and Doctors have been created/updated on EIS/HRMS & SAP data. Also, all employee data have been updated on EIS/HRMS on regular basis & the same is being migrated to SAP.
- e) **Annual Property Return Filing in January, 2025:** 2161 nos. of executive filed Annual Property Return (APR) for the year ended 31st December, 2024. This was made possible with continuous follow up through several letters, e-mail communications and coordination with Area Nodal Officers.
- f) **Decentralized Medical Recruitment-2024:** The Advertisement for the decentralized medical recruitment was notified in the ECL's website & print media for inviting the applications. The details are tabulated below:

Decentralized Medical Recruitment	No. of Doctors provisionally selected at ECL	No. of Doctors successful in DV/IME	No. of Doctors reported as on date
1 st Phase	17	16	16
2 nd Phase	11	07	06
Total	28	23	22

- g) **Engagement of advisor:** In accordance with the decision of the Empowered Committee of Functional Directors (ECFDs) the Notification was published on ECL/CIL's website for inviting the applications for three (03) post of Advisors in ECL (2 post for Advisor (LRE) and 1 post for Advisor (Environment & Forest)).
- h) **Performance Management Systems (PMS):** All the activities of Performance Management System (PMS) i.e. Communication of PMS schedule on ECL's website & through e-mail, PMS Goal Setting: 2024-25 (PRIDE & PAR), PMS Appraisal for 2023-24 (active from June, 2024 to December, 2024), processing of the PRIDE appeals for F.Y. 2023-24 (125 PRIDE appeal), processing of PAR appeals for F.Y. 2021-22 (8 PAR appeal) and completion of all the activities in SPARROW as per schedule for F.Y. 2023-24 were completed in time.
- i) **Payment of Performance Related Pay (PRP):** Performance Related Pay (PRP) for the F.Y. 2023-24 in respect of all eligible executives have been processed and paid within the scheduled time as per the rules and the PGs provided from CIL.
- j) **Publishing of Office Orders of transfer, promotion and other relevant circulars/manuals on ECL website:** All the inter Area/intra subsidiary transfer orders of executives along with the documents related to PMS and other relevant circulars are being published on ECL's website apart from communicating it to all the concerned through email.
- k) **Issuance of Promotion Order:** Around 400 nos. of executives of ECL were promoted during the F.Y. 2024-25. Their due clearance data along with Unauthorized LWP/Absence details for considering their candidature in DPC cut-off as 30.09.2024 were sent to CIL in time bound manner, along with other eligible executives. Promotion Orders were issued from ECL on receipt of the approval of the Competent Authority of CIL/ECL on obtaining the fresh clearances, without any delay.
- l) **Removal of names from Company Roll regarding Management Trainees (MTs)/Doctors who have abandoned their employment during training/probation period:** A Standard Operating Procedure for removal of names from Company Roll regarding Management Trainees (MTs)/Doctors who have abandoned their employment during training/Probation period has been circulated by GM(HR/Policy), CIL, vide communication Ref No. CIL/C5A(PC)/1279 dated 04.11.2024. In pursuance of the same 35 show-cause notices have been issued out of 39 cases during the F.Y. 2024-25, in the matter of long pending cases of absenteeism and resignation.
- m) **Sensitive Post Transfers:** As per instruction received from Ministry of Coal (MoC), one System Improvement measure has been undertaken by introduction of Automatic Alert Generation through SAP, for maintaining data of executives holding Sensitive Posts. The said data is being maintained on SAP and is being updated on regular intervals of 10 days by collecting information/reports from the concerned Areas/Depts. of ECL. 73 nos. executives have been transferred/rotated during the F.Y. 2024-25 who have exceeded the prescribed tenure in sensitive post.

27.0 PARTICULARS OF EMPLOYEES:

None of the employees received remuneration in excess of limits prescribed under Rule 5 of Companies (Appointment and Remuneration of Managerial Personnel) Rules, 2014 under Chapter XIII of the Companies Act, 2013.



28.0 BOARD OF DIRECTORS AND KEY MANAGERIAL PERSONNEL:

28.1 Functional Director:

Shri Samiran Dutta was Chairman-cum-Managing Director (Additional Charge) of company till 18.12.2024 and Shri Satish Jha was appointed as Chairman-cum-Managing Director w.e.f. 19.12.2024 and was on Board till the end of the financial year. Md. Anzar Alam was appointed as Director (Finance) w.e.f. 15.09.2022. Ms. Ahuti Swain was appointed as Director (Personnel) till 31.08.2024. Shri Nilendu Kumar Singh was appointed as Director (Technical) Project & Planning till 29.04.2024. Shri Niladri Roy was appointed as Director (Technical) Operations w.e.f. 01.02.2023. Shri Gunjan Kumar Sinha was appointed as Director (Human Resources) w.e.f. 15.01.2025 and Shri Girish Gopinathan Nair was appointed as Director (Technical) Project & Planning w.e.f. 25.03.2025.

28.2 Govt. Nominee Directors:

Shri Mukesh Agrawal, Director (Finance), CIL was appointed as nominee Director w.e.f. 18.03.2024. Shri Manik Chandra Pandit, Director, Ministry of Coal (MoC) was nominee Director of company till 31.12.2024. Ms. Santosh, Deputy Director General, Ministry of Coal (MoC) was appointed as nominee Director w.e.f. 01.01.2025.

28.3 Independent Directors:

Shri Shiv Narayan Pandey and Shri Shiv Tapasya Paswan, appointed as Independent Directors up to 31.10.2024. Shri Shiv Narayan Pandey was again appointed w.e.f. 28.03.2025.

28.4 Key Managerial Personnel:

Md. Anzar Alam, appointed as Director (Finance) took over the charge of CFO w.e.f. 15.09.2022 and continued during the year 2024-25. Shri Rambabu Pathak was the Company Secretary during the year.

29.0 CORPORATE GOVERNANCE:

Corporate Governance is a process that aims to meet shareholders aspirations and stakeholders' expectations. It is a commitment that is backed by the fundamental belief of maximizing shareholders value, transparency in functioning, values and mutual trust amongst all the constituents of organization. Corporate Governance is a culture that guides the Board, management and employees to function towards the best interest of shareholders. It involves essentially a creative, generative and positive eco system for the various stakeholders.



Eastern Coalfields Limited has been awarded with the Best Corporate Governance Award at the 15th India Corporate Governance & Sustainability Vision Summit held in New Delhi on 12th March, 2025



Your Company is committed to achieve greater degree of transparency, openness, accountability and fairness in all areas of operations, by meeting the aspirations of all stakeholders with primary objective of enhancing shareholders value, timely and balanced disclosure of all material information to all the stakeholders and protection of their interests. The Company has put in place a sound system of internal control to mitigate the risks and comply with the laws of land, rules & regulations in day to day business operations.

29.1 Composition of Audit Committee:

As on 31st March, 2025, the Audit Committee comprised of two (02) Part-Time Official Directors viz. Ms. Santosh, Deputy Director General, MoC and Shri Mukesh Agrawal, Director (Finance), CIL and two (02) Functional Directors viz. Shri Niladri Roy, Director (Technical) Operations and Shri Gunjan Kumar Sinha, Director (HR). Shri Shiv Narayan Pandey, Part-time Non-Official Director, was the Chairperson of Audit Committee till 31.10.2024 and thereafter, Ms. Santosh, Part-Time, Official Director of ECL, was the Chairperson of the Committee during the year. Director (Finance) and General Manager (Internal Audit) are the permanent invitee to the Audit Committee and Company Secretary is Secretary to the Committee.

29.2 Composition of CSR Committee:

In the 261st meeting of the ECL Board, CSR Sub-Committee was constituted. As on 31st March, 2025 the Committee consisted of one (01) Part-Time Official Director, viz. Ms. Santosh, Deputy Director General, MoC and three (03) Functional Directors viz. Md. Anzar Alam, Director (Finance); Shri Niladri Roy, Director (Technical) Operations and Shri Gunjan Kumar Sinha, Director (HR). Shri Shiv Tapasya Paswan, Part-Time Non-Official Director, was the Chairman of the CSR Sub-Committee till 31.10.2024 and thereafter, Ms. Santosh was the Chairperson of the Committee during the year. Company Secretary is Secretary to the Committee and General Manager (CSR & Welfare) is the Nodal Officer for this Committee.

29.3 Declaration given by Independent Directors Under Section 149(6) of Companies Act, 2013:

The following Independent Director has given their declaration during 2025-26 that they meet the criteria of independence as stipulated in sub-section (6) of Section 149 of the Companies Act 2013:

a) Shri Shiv Narayan Pandey

Further, as required under Section 149(7) of Companies Act, 2013, Independent Directors have submitted declaration that they meet the Independence Criteria as provided in Clause (b) of Regulation 16(i) of LODR 2015 and they are not aware of any circumstance or situation, which exists or may be reasonably anticipated that could impair or impact their ability to discharge duties with an objective independent judgment and without any external influence.

29.4 Recommendation of Audit Committee to the Board:

All the recommendations made by Audit Committee were accepted by the Board.

29.5 Company's Policy on Directors' Appointment and Remuneration Including Criteria for Determining Qualifications, Positive Attributes, Independence of A Director and Other Matters Provided Under Sub-Section (3) Of Section 178 of Companies Act, 2013:

MCA vide Notification dated 5th June, 2015 had exempted the above for Government Companies.

29.6 Remuneration Policy of Directors, KMPs And Senior Management - under section 178(4) of Companies Act, 2013:

MCA vide Notification dated 5th June, 2015 had exempted the above for directors of Government companies.

29.7 Contracts or Arrangements with Related Parties:

Related Party Transactions made with the holding company and other subsidiary companies of the holding company were exempted under Regulation 23(5)(a) and (b) of Securities and Exchange Board of India (Listing Obligations and Disclosure Requirements) Regulations, 2015 being transactions between two Government Companies and transactions entered between a holding and its wholly owned Subsidiaries whose accounts are consolidated with holding company and placed before the shareholders at the general meeting for approval. Hence Form AOC-2 is not prepared.



29.8 Familiarization programme of Board Members:

Board of Directors are fully briefed on all business-related matters, associated risk and mitigation measure taken by the company, new initiatives etc. of the company. The Board of directors were also briefed about the provisions of Companies Act, 2013, Prohibition of Insider Trading Regulations, 2015 as amended and SEBI (Listing Obligations and Disclosure Requirement) Regulations, 2015. Md. Anzar Alam, Director (Finance) and Shri Niladri Roy, Director (Technical) Operations attended Workshop-cum-Leadership Retreat "Manthan 3.0: A journey of building a sustainable competitive edge for Coal India" being organized by Indian Institute of Coal Management (IICM) in collaboration of Northern Coalfields Limited (NCL) at Bandhavgarh, Madhya Pradesh from 11th to 12th December, 2024.

29.9 Prevention of Sexual Harassment of Women at the Workplace:

The company has an Anti-Sexual Harassment Policy in line with the requirements of The Sexual Harassment of Women at the Workplace (Prevention, Prohibition & Redressal) Act, 2013. Internal Complaints Committee (ICC) is working at every Subsidiary and office of Coal India Limited to redress complaints regarding sexual harassment. All women employees (permanent, contractual, temporary, trainees) are covered under the said policy.

To ensure a safe and respectful workplace, the Internal Complaints Committee (ICC) has conducted various awareness workshops across ECL to educate employees about the provisions of PoSH Act, 2013, grievance redressal mechanism and preventive measures.

The Internal Complaints Committee (ICC) members of Eastern Coalfields Limited are as under:

1. Smt. Manju Chowdhury – Chairperson/Presiding Officer
2. Dr. Somdatta Mondal - Member
3. Smt. Bhawini Tripathi - Member
4. Ms. Prishya Kanojia – Member
5. Shri Sneha Tiwari - Member
6. Shri Subham Kushwa - Member
7. Ms. Pallabi Halder - NGO Member

During the year 2024-25, a total of three (03) cases of sexual harassment were reported and all cases have been duly redressed and there is no pending complaints at the end of the F.Y. 2024-25.



Participation of ECL in 35th National Meet of WIPS



30.0 COST AUDIT REPORT & COST AUDITOR:

M/s. R.J. Goel & Co. conducted Cost Audit of your company for the year 2023-24 and Cost Audit Report was approved by the Board of Directors in their 377th meeting held on 24th September, 2024. The above report was filed in XBRL mode with MCA on 22nd October, 2024. M/s. K.G. Goyal & Associate, Jaipur was appointed as Lead Cost Auditor for ECL for the year 2024-25. E-form CRA-2 has been filed with MCA portal vide SRN F99347445 dated 26th September, 2024.

31.0 SECRETARIAL AUDIT:

In pursuance of Section 204 of Companies Act, 2013, Company had conducted Secretarial Audit for the year 2024-25 by a peer reviewed practicing Company Secretary firm M/s. Mehta & Mehta, Practising Company Secretaries. Their appointment was approved in 360th Board meeting held on 24th March, 2022. Company has obtained 'Secretarial Audit Report' for the year 2024-25 in form MR-3 and the response to their comment is enclosed in **Annexure-VIII**.

32.0 STORE AUDIT:

The concept of stores audit has been brought into the company with effect from the financial year 2018-19. In adherence to CIL's Board approval on appointment of Store Auditors for physical verification of stores with revised scope of work and revised audit fees applicable in CIL and its subsidiaries. Appointment of Store Auditors for the F.Y. 2022-23 and onwards for the period of three years have been completed and work have been successfully awarded to eligible bidder. Store Audit report in respect of F.Y. 2022-23 has been submitted. Necessary correction in Stores Ledger has been incorporated and accounting treatment has been made in Annual Accounts for the financial year 2024-25. In respect to financial year 2023-24, Store Audit is in process.

Furtherance to above, to process and record all its transactions / activities digitally, Eastern Coalfields Limited has successfully implemented the SAP (ERP) system. The Company also aggressively implemented e-office portal and made its mandatory to use by all the key level of the Company. To cope up with the statutory requirement related to the accounting software for maintaining books of accounts of the Company, the training programs for Audit Module of SAP (ERP) has been scheduled to provide the requisite knowledge to all the concern persons of the Company.



High-wall Mining at Nimcha OC Colliery, Satgram-Sripur Area of ECL



33.0 RISK MANAGEMENT POLICY:

Your Company has approved Risk Management Charter and Risk Register to build up a strong Risk Management Culture for achieving company's goals and objectives. The entity level Risk Assessment comprises Strategic Risk, Operational Risk, Financial Risk and Compliance Risk. As per the Risk Register, various risks have been identified. Risk Owner & Risk Mitigation Plan Owner have also been nominated for each risk identified to ensure continuous monitoring and mitigation thereof. A Risk Management team headed by Chief Risk Officer (CRO) in consultation with HoDs and under the guidance of the Risk Management Committee had implemented the governance process envisaged in the Risk Management Framework along with formulation of Risk Mitigation plans for Risk That Matters (RTMs). A meeting of the Risk Management Committee was held on 10th May, 2024.

34.0 DIRECTORS' RESPONSIBILITY STATEMENT:

Pursuant to sub-section (5) of Section 134 of the Companies Act, 2013 the Board of Directors of the Company hereby state and confirm that:

- a. in the preparation of the annual accounts for the year ended 31st March, 2025, all the applicable Indian Accounting Standards were followed with proper explanation relating to material departures;
- b. the Directors had selected such accounting policies and applied them consistently and made judgments and estimates that are reasonable and prudent so as to give a true and fair view of the state of affairs of the Company at the end of the financial year and of the Profit & Loss of the Company for that period;
- c. the Directors had taken proper and sufficient care for the maintenance of adequate accounting records in accordance with the provision of the Companies Act, 2013 for safeguarding the assets of the Company and for preventing and detecting fraud and other irregularities;
- d. the Directors had prepared the annual accounts on a going concern basis;
- e. the Directors had laid down internal financial controls to be followed by the Company and that such internal financial controls are adequate and were operating effectively and
- f. the Directors had devised proper systems to ensure compliance with the provisions of all applicable laws and that such systems were adequate and operating effectively.

35.0 RESEARCH AND DEVELOPMENT PROJECTS:

Details of ongoing R&D projects funded by CIL has been placed at **Annexure-I**.

36.0 SCIENCE & TECHNOLOGY PROJECTS:

Details of ongoing S&T Research projects funded by MoC has been placed at **Annexure-II**.

37.0 PROJECT MONITORING & STATUS OF IMPLEMENTATION:

Details of Project Monitoring & status of Implementation is given in **Annexure-III**.

38.0 MANAGEMENT'S DISCUSSION AND ANALYSIS REPORT:

Management's Discussion and Analysis Report has been provided in a separate section forming part of the Director's Report (**ANNEXURE-IV**).

39.0 CORPORATE SOCIAL RESPONSIBILITY:

Report on Corporate Social Responsibility pursuant to Section 135(2) of Companies Act, 2013 has been presented in a separate section forming part of the Board's Report (**ANNEXURE-V**).



40.0 ACKNOWLEDGEMENT:

With a sense of appreciation your Directors acknowledge the co-operation received from their Government of India especially from Ministry of Coal, Ministry of Environment & Forest and Climate Change, Ministry of Corporate Affairs, Department of Public Enterprises, State Governments of West Bengal and Jharkhand, Coal India Limited, Regulatory and Statutory bodies from time to time.

Your Directors appreciate the support, trust and continuous patronage of the customers. Your Directors also appreciate the contribution of consultants, vendors, contractors etc. in execution of the projects and mining operations of the company.

Your Directors acknowledge the valuable suggestions received from Statutory Auditors, Cost Auditors, Secretarial Auditors, Tax Auditor, Bankers, Registrar of Companies (West Bengal) and Comptroller & Auditor General of India.

Your Directors would like to place on record their gratitude to the concerted efforts of employees and unstinted support of Trade Unions in exhibiting the performance of the company.

41.0 ADDENDA:

The following papers are annexed to the Report:

- i) Report on Corporate Governance (**ANNEXURE-VI**).
- ii) Certification from Practicing Company Secretary regarding compliance of conditions of Corporate Governance pursuant to clause 8.2.1 of DPE Guidelines on Corporate Governance for the year ended 31st March, 2025 (**ANNEXURE-VII**).
- iii) Comments of the Comptroller and Auditor General of India under Section 143(6) of the Companies Act, 2013 and Management Reply.
- iv) Statutory Auditor's Report for Financial Year 2024-25.
- v) Secretarial Audit Report in Form No. MR-3, given by Company Secretary in Practice pursuant to Section 204(1) of the Companies Act, 2013 (**Annexure-VIII**).
- vi) Foreign exchange earnings and outgo (**Annexure-IX**).
- vii) Details about research and development activities of the company (**Annexure-X**).
- viii) Declaration of independence by the Part-Time Official Directors of the Company under sub-section (6) of section 149 of the Companies Act, 2013 is enclosed as **Annexure-XI**
- ix) Status of achievement of MOU Target for the year 2024-25 (**Annexure-XII**).
- x) The **Annual Return** of the company for financial year 2024-25 pursuant to Section-92 of the Companies Act, 2013 is available on our website.

For and on behalf of the Board of Directors

(Satish Jha)

Chairman-cum-Managing Director
DIN-10299809

Place: Sanctoria

Date: 30.07.2025



Awards & Accolades



Eastern Coalfielda Limited received Corporate Award for Excellent Work in Rehabilitation and Resettlement

Eastern Coalfielda Limited received Corporate Award for Excellent Work in Employee Welfare and Cleanliness of Colony



General Manager, Bankola, ECL awarded with Best Area GM award on 50th Foundation Day of CIL

Awardees from ECL on 50th Foundation Day of CIL





Eastern Coalfielda Limited received Corporate Award on Quality Awareness

Eastern Coalfielda Limited received Corporate Award for successful implementation of MDO Contracts



Awardees from ECL on 50th Foundation Day of CIL

Awardees from ECL on 50th Foundation Day of CIL





CMD ECL was awarded with Mining Innovation Award at Bhubaneswar

Eastern Coalfielda Limited received Corporate Award on Safety



Awardees from ECL on 50th Foundation Day of CIL



Annexure-I

Status of CIL R&D Projects being implemented in command area of ECL upto 31st March, 2025:

Sl. No.	Name of the project	Financial Outlay (Rs. in Lakh)	Date of Start	Scheduled date of completion	Progressive Disbursement (Rs. in Lakh)	Status
1.	Development of guideline for prevention & mitigation of explosion hazard by risk assessment and determination of explosibility of Indian coal incorporating risk based mine emergency evacuation and re-entry protocol.	2413.21 [IIT-ISM, Dhanbad-1617.07 CIMFR, Dhanbad-796.14]	15 th April, 2016	14 th April, 2023	2267.76 [IIT-ISM-1510.00; CIMFR-757.76]	Project completion report submitted.
	Project Code: CIL/R&D/1/60/2016					
	Implementing Agencies: ISM, Dhanbad; CIMFR, Dhanbad; S&R Division, CIL (HQ), Kolkata; SIMTARS, Australia and NIER, University of New Castle, Australia					
2.	Real-time energy efficient cyber-physical intelligent system for mine slope health monitoring.	263.75 [IIT-ISM, Dhanbad-238.97 CMPDIL-24.78]	1 st February, 2022	31 st January, 2025	262.95 [IIT-ISM - 238.50; CMPDIL- 11.33]	Project completion report submitted.
	Project Code: CIL/R&D/01/77/2022					
	Implementing Agencies: IIT-ISM, Dhanbad, CMPDIL and ECL					
3.	Highwall Mining Feasibility Assessment and Layout Design.	493.53 [CSIRO, Australia-323.63 (AU\$ 588131)]; CMPDIL, Ranchi-76.06; Applicable Taxes against CSIRO, Australia - 93.84]	11 th July, 2022	10 th January, 2025	190.67 [CSIRO, Australia-154.74; CMPDIL, Ranchi- 35.93]	Project completion report submitted.
	Project Code: CIL/R&D/01/78/2022					
	Implementing Agencies: Underground Mining Division (UMD), CMPDIL HQ, Ranchi; Commonwealth Scientific and Industrial Research Organisation (CISRO), Australia and CIL HQ, Kolkata.					



Sl. No.	Name of the project	Financial Outlay (Rs. in Lakh)	Date of Start	Scheduled date of completion	Progressive Disbursement (Rs. in Lakh)	Status
4.	Development of tandem approach for Paste Fill Technology and extraction methodology by continuous miner (CM) deployment for Shyampur-B Colliery of Mugma Area of ECL.	4997.45 [ECL-4822.66 CIMFR- 174.79]	15 th September, 2022	31 st March, 2025	4920.0 [ECL- 4790.00 CIMFR - 130.00]	Ongoing.
<p>Project Code: CIL/R&D/04/18/2022</p> <p>Implementing Agencies: ECL, Sanctoria & CIMFR, Dhanbad</p>						
5.	Assessment of safe parting thickness and optimal goaf edge support requirement for extraction of pillars under soft cover.	182.29 [IIT-BHU- 182.29]	2 nd January, 2023	1 st January, 2025	171.50 [IIT-BHU- 171.50]	Ongoing. Time extension has been sought from the concerned authority.
<p>Project Code: CIL/ R&D/01/79/2022</p> <p>Implementing Agencies: IIT (BHU), Varanasi; ECL, Sanctoria; CCL, Ranchi and SECL, Bilaspur</p>						
6.	A pilot project on underground coal gasification (UCG) to establish Technology in Indian Geo-Mining Conditions-Phase-1	2309.63 [EETI - 1889.51 CMPDIL - 116.23 ECL- 24.78 (Forex conversion charges/ other taxes - 279.11]	29 th March, 2024	28 th February, 2025	1503.88 [EETI Canada - 1503.88; CMPDIL - 37.45]	Ongoing. Time extension has been sought from the concerned authority.
<p>Project Code: CIL/R&D/04/20/2023</p> <p>Implementing Agencies: M/s. Ergo Exergy Technologies Inc (EETI), Canada Clean Energy Department, CMPDIL, Ranchi and ECL, Sanctoria</p>						



Annexure-II

Status of Coal S&T Projects funded by MoC being implemented in command area of ECL upto 31st March, 2025:

Sl. No.	Name of the project with Code	Financial Outlay (Rs. in Lakh)	Date of Start	Revised/ Scheduled date of completion	Progressive Disbursement (Rs. in Lakh)	Status
1.	Use of Micro-seismicity as a tool for underground mines hazard monitoring with the motive to enhance safety and production Project code: MT-178 Implementing agencies: IIT, Kharagpur, CMPDIL, Ranchi and ECL, Sanctoria	199.78 [IIT, Kharagpur - 145.50 CMPDIL, Ranchi -54.28 ECL, Sanctoria - Nil]	29 th December, 2022	28 th June, 2025	164.57 [IIT, Kharagpur - 128.00; CMPDIL, Ranchi - 36.57 ECL - Nil]	Project duration has been extended for a period of six (06) months within the approved project cost and the remaining activities of the project is expected to be completed within the extended time-line.
2.	Design and development of an AI-enabled Dust Suppression System for Opencast Mines. Project Code: MT-181 Implementing Agencies: Central Mechanical Engineering Research Institute (CMERI), Durgapur; Centre for Development of Advanced Computing (C-DAC), Thiruvananthapuram; Unyrshapa Corporation Lord Tech. (UCLT), Ranchi and ECL, Sanctoria.	340.84 [CMERI, Durgapur - 139.71; C-DAC, Thiruvananthapuram - 151.57; UCLT, Ranchi- 49.56; ECL, Sanctoria - Nil]	8 th January, 2024	7 th January, 2026	178.91 [CMERI, Durgapur - 91.00; C-DAC, Thiruvananthapuram - 50.91; UCLT, Ranchi - 37.00; ECL, Sanctoria - Nil]	Design and development of Sensor Suite has been completed and other activities of the project are in progress.
3.	Payload monitoring of loading equipment (Hydraulic Excavators) displayed in operator's cabin Project Code: MT-185 Implementing Agencies: Gainwell Commosales Private Limited (GCPL), Kolkata and Eastern Coalfields Limited, Sanctoria	266.34 [GCPL, Kolkata - 266.34; ECL, Sanctoria - Nil]	1 st August, 2024	31 st July, 2026	239.46 [GCPL, Kolkata - 239.46; ECL - Nil]	All activities of the project are in progress.



Annexure-III

Project Monitoring & Status of Implementation of Ongoing Projects:

Sl. No.	Name of Project	Sanctioned Capital (Rs. Cr.)	Original date of approval	Scheduled date of completion	Anticipated date of completion	Status of Implementation
1.	Sonepur-Bazari Expansion OCP (12.00 MTY)	5365.88	July, 2021	March, 2029	March, 2029	Coal production achieved during: 2021-22: 9.62 MT 2022-23: 11.999 MT 2023-24: 12.374 MT 2024-25: 12.461MT
2.	Hura-C OCP (3.00 MTY)	ECL Part: 859.41 (including 289.42 Existing)	August, 2022	March, 2029	March, 2029	Stage-II Forestry Clearance obtained & land possession is under process. Coal production achieved during: 2022-23: 0.239 MT 2023-24: 2.074 MT 2024-25: 2.901 MT
3.	Jhanjra Expansion UG (5.00 MTY)	1210.12	April, 2020	March, 2029	March, 2029	Coal production achieved during 2021-22: 3.63 MT 2022-23: 2.917 MT 2023-24: 2.659 MT 2024-25: 1.812 MT
4.	New Kenda OCP (1.20 MTY)	127.72	November, 2014	March, 2019	March, 2026	Coal production started on 28.12.2018. Coal production achieved during: 2021-22: 0.241 MT 2022-23: 0.014 MT 2023-24: 0.622 MT 2024-25: 1.175 MT
5.	Chitra East OC (RCE) (2.50 MTY)	513.99	August, 2018	March, 2026	March, 2026	Stage-II Forestry Clearance obtained, land possession and R&R are in progress. Coal production achieved during: 2021-22: 0.990 MT 2022-23: 1.031 MT 2023-24: 1.755 MT 2024-25: 1.531 MT
6.	Mohanpur Expansion OC (2.50 MTY)	888.99	November, 2020	March, 2026	March, 2026	Land possession and R&R are in progress. Coal production achieved during: 2021-22: 0.769 MT 2022-23: 1.082 MT 2023-24: 2.000 MT 2024-25: 0.420 MT



Sl. No.	Name of Project	Sanctioned Capital (Rs. Cr.)	Original date of approval	Scheduled date of completion	Anticipated date of completion	Status of Implementation
7.	Khottadih CM UG (1.00 MTY)	127.17	May, 2015	March, 2016	March, 2026	Coal production achieved during: 2022-23: 0.539 MT (including 0.332 MT from CM) 2023-24: 0.521 MT (including 0.273 MT from SHCM & 0.014 MT from 3rd LHCM of Jhanjra) 2024-25: 0.860 MT (including 0.419 MT from SHCM & 0.309 MT from 3rd LHCM of Jhanjra)
8.	Siduli (OC: 1.20 MTY & UG: 1.63 MTY)	535.18	May, 2018	March, 2027	March, 2027	LOA issued on 29.01.2025 for Modified Siduli OC Patch for removal & transportation of 13.53 Lakh Cum OB and extraction & transportation of 4.14 Lakh Te Coal. Work yet to commence.
9.	Nakrakonda Kumardih-B OCP (3.00 MTY)	502.68	August, 2018	March, 2029	March, 2029	Coal production started on 18.04.2022. Coal production achieved during: 2022-23: 0.444 MT 2023-24: 0.218 MT 2024-25: 0.404 MT
10.	Tilaboni UG (1.86 MTY)	ECL Part: 749.07 (including 39.53 Existing)	January, 2023	March, 2027	March, 2027	LOA issued on 30.03.2023 to M/s. JMS Mining Pvt. Ltd. Agreement signed on 02.06.2023. 1 st LHCM commissioned in April, 2024 and 2 nd LHCM has been deployed in R-VIII Top seam for development of Panel. Coal production achieved during: 2024-25: 0.185 MT
11.	Parasea-Belbaid UG (2.07 MTY)	ECL Part: 389.10 (including 106.52 Existing)	January, 2023	March, 2028	March, 2028	LOA issued on 30.03.2023 to M/s. Gainwell Commosales Pvt. Ltd. Agreement signed on 25.07.2023. Shaft Sinking and Incline Drivage started from October, 2023. Work of Shaft sinking has been started by MDO.
12.	Shyamsundarpur UG (including Sarpri Unit) (1.59 MTY)	483.65	April, 2020	March, 2026	March, 2026	Coal production achieved during: 2021-22: 0.645 MT 2022-23: 0.661 MT 2023-24: 0.720 MT 2024-25: 0.548 MT



Sl. No.	Name of Project	Sanctioned Capital (Rs. Cr.)	Original date of approval	Scheduled date of completion	Anticipated date of completion	Status of Implementation
13.	Bonjemehari Expansion OCP (1.00 MTY)	570.12	August, 2021	March, 2026	March, 2026	<p>LOA issued on 17.10.2022 for deployment of Xcentric Vibro Ripper for extraction of 11.54 Lakh Te. Coal with removal of 44.41 Lakh Cum. OB by out-sourcing. Machine commissioned on 30.11.2022.</p> <p>Coal production achieved during: 2022-23: 0.044 MT 2023-24: 0.321 MT 2024-25: 0.428MT</p>
14	Itapara OCP (3.50 MTY)	ECL Part: 929.09	December, 2023	March, 2030	March, 2030	<p>LOA issued to M/s. R K Transport Company on 08.05.2023 in MDO mode and agreement signed on 10.06.2023.</p> <p>Mining operations started w.e.f. 10.09.2023. Coal production started from 20.12.2023.</p> <p>Coal production achieved during: 2023-24: 0.172 MT 2024-25: 1.437 MT</p>
15	Parascol Jambad OC (1.80 MTY)	1193.55	November, 2024	March, 2037	March, 2037	<p>Project Report has been approved by CIL Board in its meeting held on 29.11.2024 in hiring option. Land possession and Rehabilitation is in progress.</p>
16	Chuperbhita-Simlong OCP (6.00 MTY)	ECL Part: 979.08	December, 2023	March, 2037	March, 2037	<p>Project Report has been approved by CIL Board in its meeting held on 29.12.2023 in MDO option. Forestry Clearance is under process. LoA has been issued on 1st January, 2025 in MDO option and contract agreement was signed on 31st March, 2025.</p>
17	Nimcha UG (2.76 MTY)	ECL Part: 45.77	December, 2024	March, 2035	March, 2035	<p>Project Report has been approved by CIL Board in its meeting held on 23.12.2024 in MDO option. NIT document received from CMPDIL on 20.03.2025. NIT documents were approved in ECL Board on 26th May, 2025.</p>



Annexure-IV

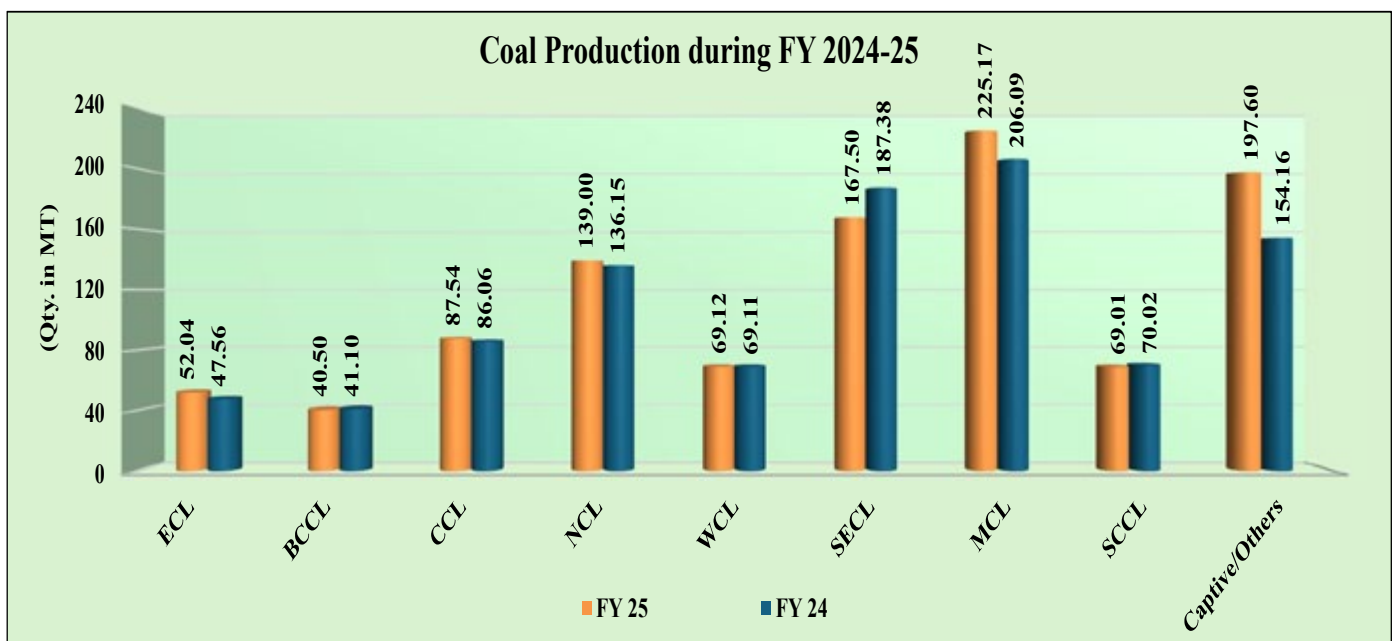
MANAGEMENT’S DISCUSSION AND ANALYSIS REPORT

A RESILIENT ECONOMY:

India’s economy is the world’s third largest in Purchase Power Parity (PPP) terms, with a GDP of \$17.65 trillion behind China (\$39.44 trillion), and USA (\$30.51 trillion). At a market exchange rate, India’s GDP of \$4.19 trillion takes it to the fourth spot among the larger economies of the world. Indian economy has expanded moderately in F.Y. 2024-25 by 6.5% as against 8.20% in the previous year. The buoyancy in the Indian economic recovery has been facing headwinds from rising inflation, supply chain disruptions, geo-political tensions etc., which is pulling down the projected growth rate. The Consumer Price Index inflation rate (excluding food and fuel) i.e. Core inflation and non-food inflation rates remained high. The Whole Price Index inflation rate was also in double digits throughout F.Y. 2024-25, therefore, GDP estimates have been factored by high deflators. So, a sustained high inflation in the economy is a matter of concern to the policy makers. Further, global supply chains were disrupted during pandemic in the previous years, and have been in a very fragile state even now. The worsening situation has been exacerbated by Russia-Ukraine war for many nations, particularly those heavily reliant on energy resources from outside.

If we consider the energy demand as a barometer of economic expansion backed by recent heat wave, it is significant to note that peak power demand has breached the earlier high of last year to cross 250 GW, which is much beyond the pre-COVID level to show the resilience in the economy, where power demand constitutes a major share in the total energy demand. On this backdrop, it is relevant to note that coal as a fossil fuel, is available in abundance in India and meets about 55% of the energy needs of the nation. So, relevance of Coal for sustenance cannot be wished away in India.

India has emerged as the fastest growing major economy in the world as per the estimated of various international agencies.





COAL RESERVES IN INDIA

The inventory of Geological Resources of Indian Coal as on 01.04.2024 and up to a depth of 1200m prepared by the Geological Survey of India on the basis of resources estimated by CMPDI, MECL, GSI, SCCL and others is 389.421 BT. The resources have been found mainly in Jharkhand, Odisha, Chhattisgarh, West Bengal, Madhya Pradesh, Telangana and Maharashtra. In India, coal is the prime fuel used to fire thermal power plants due to its availability and affordability.

Type-wise and category-wise resource an on 01.04.2024:

(Resource in million tonne)

Depth Range (Mtr.)	Measured	Indicated	Inferred	Total
Coking:				
0-300	8695.70	3899.63	36.02	12631.35
0-600	9153.94	87.28	0.00	9241.22
300-600	2611.27	5053.06	737.06	8401.39
600-1200	2603.29	2760.96	1174.68	6538.93
0-1200	23064.20	11800.93	1947.76	36812.89
Non-Coking:				
0-300	131810.33	53840.06	6535.09	192185.48
0-600	6075.22	66.65	29.63	6171.50
300-600	43759.78	62153.77	13118.01	119031.56
600-1200	6897.22	20733.81	5926.60	33557.63
0-1200	188542.55	136794.29	25609.33	350946.17
High Sulphur:				
0-300	414.56	105.16	190.64	710.36
300-600	185.85	16.15	Nil	202.00
0-600	600.41	121.31	190.64	912.36
Total	212207.16	148716.53	27747.73	388671.42

Depth-wise and category-wise resources as on 01.04.2024

Depth Range (m)	Coking			Non- Coking			High Sulphur	Grand Total
	Prime	Medium	Semi coking	Superior (G1-G6)	Inferior (G7-G17)	Ungraded		
0-300	2.21	12162.37	466.77	21623.72	164026.67	6535.09	1460.28	206277.11
0-600	4596.55	4644.67	0.00	449.38	5692.49	29.63	0.00	15412.72
300-600	0.34	7552.95	848.10	13913.54	92000.01	13118.01	202.00	127634.95
600-1200	844.31	5212.01	482.61	3885.19	23745.84	5926.60	0.00	40096.56
0-1200	5443.41	29572	1797.48	39871.83	285465.01	25609.33	1662.28	389421.34

STATEWISE GEOLOGICAL RESOURCES OF COAL IN INDIA:

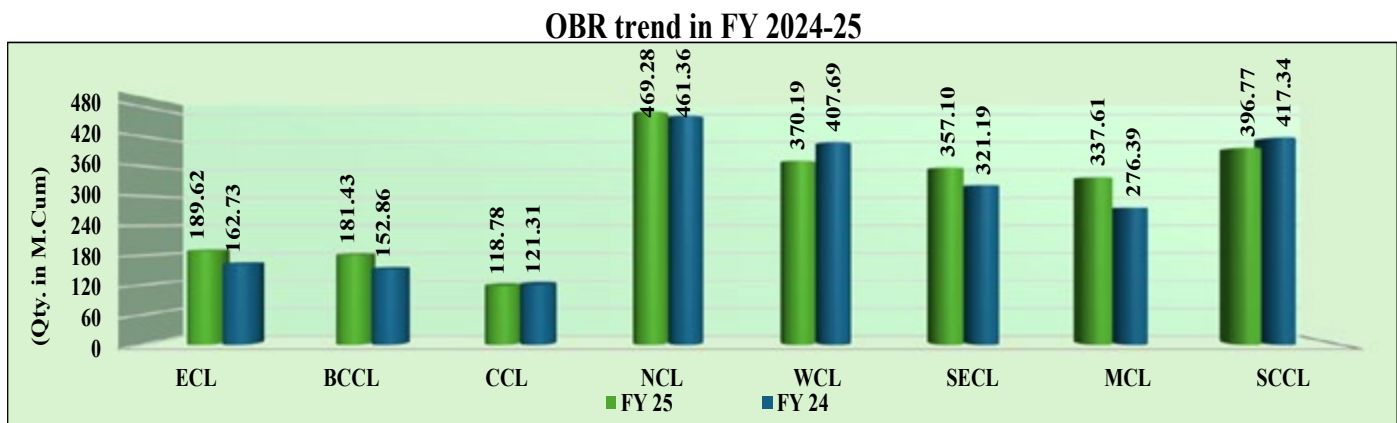
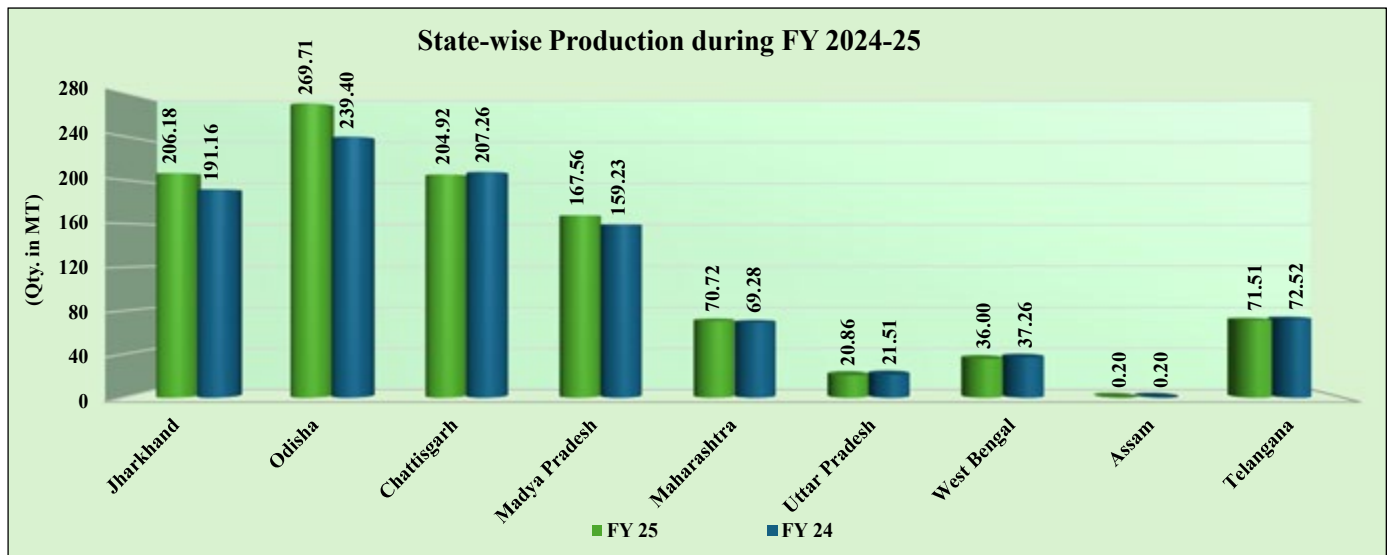
As on 01.04.2024:

(Resource in million tonne)

State	Measured	Indicated	Inferred	Resource
Odisha	53799.43	39053.01	6351.39	99203.83
Jharkhand	59876.88	27135.39	4799.30	91811.57



State	Measured	Indicated	Inferred	Resource
Chhattisgarh	40078.14	41092.78	1495.44	82666.36
West Bengal	18752.19	11432.59	3773.29	33958.07
Madhya Pradesh	15425.17	12378.97	5010.99	32815.13
Telangana	11256.78	8496.57	3452.17	23205.52
Maharashtra	8163.11	3371.82	1816.70	13351.63
Bihar	2346.36	3014.65	36.66	5397.67
Andhra Pradesh	1024.65	2368.94	778.17	4171.76
Uttar Pradesh	884.04	177.76	0.00	1061.80
Meghalaya	95.64	16.65	470.93	583.22
Assam	464.78	57.21	3.02	525.01
Nagaland	8.76	21.83	447.72	478.31
Sikkim	0.00	58.25	42.98	101.23
Arunachal Pradesh	31.23	40.11	18.89	90.23
Total	212207.16	148716.53	28497.65	389421.34





OVERVIEW OF EASTERN COALFIELDS LIMITED:

Eastern Coalfields Limited (ECL), a subsidiary of Coal India Limited was incorporated on 1st November, 1975 by taking over 414 mines vested with Eastern Division of Coal Mines Authority Limited (CMAL) and the company commenced its commercial operation from that date. It operates in the states of West Bengal and Jharkhand. There are 13 numbers of operating Areas with 79 number of working mines, 47 being underground mines, 22 opencast mines and 10 mixed mines. As on 01.04.2024, ECL has an approximate coal reserve of 57.219 Billion Tonne, comprising of 33.943 Billion Tonne in the command Areas of West Bengal and 23.275 Billion Tonne in the command Areas of Jharkhand.

SWOT ANALYSIS:

Strengths:

- a) Total geological reserve of 33.943 Billion Tonne of Coal in West Bengal, out of which 18.43 Billion Tonne is in the proven category. ECL has premium grade of coal with average ash content less than 20% at Raniganj Coalfields. This coal can be blended with high ash coal from other subsidiaries to satisfy MoEF stipulations.
- b) Reserves of 23.103 Billion Tonne of Coal down to a depth of 600 metres as on 01.04.2024 (as per GSI) in the state of Jharkhand out of which 12.089 BT is proven reserve, where scope for comparatively easy extraction of coal by open cast mining exists.
- c) Workmen are capable of working in difficult conditions.
- d) Mines are located along National Highway and Railway Corridor which facilitates easy evacuation.
- e) ECL is blessed with coal having wide range of GCV i.e. 6700 kcal/kg to 3401 kcal/kg (G3-G13) thereby making it accessible to wide range of consumers.
- f) Brahmani & Amarkonda-Murgadangal coal blocks allotted to ECL and have huge coal reserve of 1928 MT and 400 MT respectively. This will improve the production capacity of ECL in coming years and assist making ECL a 100 MT coal company in near future.

Weaknesses:

- a) The coal mining in the Raniganj coalfield had started about 250 years back. Hence the company is loaded with old legacy of small mines, old steam winders working at much below of its rated capacity.
- b) Difficult geo-mining condition.
- c) Dense population impedes acquisition of land.
- d) Huge infrastructure built on coal bearing areas hinder open cast mining.
- e) Huge pumping and sand stowing cost.
- f) Upper water-logged seams impede introduction of Mass Production Technology in lower seams.

Opportunities:

- a) Realization of better value for coal through e-marketing.
- b) Recourse working small OC patches to curb illegal mining.
- c) Positive response from Central Trade Unions to issues involving safety, production and productivity.
- d) Increasing co-operation from Central and State Governments as well as local authorities in solving the problems.
- e) Introduction of Highwall Mining Technology especially in Opencast mines which can not be further expanded due to major surface constraints.
- f) Positive response in offering to operationalize the discontinued / abandoned mines through revenue sharing model and through MDO route for operations of mines.
- g) Exploration and exploitation of Coal Bed Methane (CBM) under ECL lease hold area.

**Threats:**

- a) Opposition to acquisition of land by villagers and putting demand beyond the Company's norm.
- b) Opposition to closure of unsafe underground mines.
- c) Land constraints in introduction of mass production technology in large scale owing to waterlogging of upper horizon & expansion of OC.

Business Strategies:

- a) Continue to increase production, productivity and capitalize on the significant demand-supply gap for coal in India.
- b) Improve realization through increased sale of higher quality coal and e-auction of coal.
- c) Offering to operationalize the discontinued / abandoned mines through revenue sharing model and offer more mines through MDO route for operations.
- d) Enhance profitability and maintain competitiveness by improving operating and cost efficiencies.
- e) Continue to increase our reserve base by detailed exploration.
- f) Continue to focus on developing environmentally and socially sustainable operations. Coal transport from mine to railway siding by surface belt conveyors is being introduced.
- g) Exploration and exploitation of Coal Bed Methane (CBM), Coal Mine Methane (CMM) and gasification for additional revenue generation.
- h) Closure of unsafe mines.
- i) Rationalization of manpower.



Meeting of the Parliamentary Standing Committee on Welfare of Other Backward Classes



PRODUCTION:

Particulars	2024-25	2023-24
OCP - Coal (MT)	43.560	38.377
Underground Coal (MT)	8.475	9.183
Total (MT)	52.035	47.560
Growth %	9.409	35.815
OBR- (MCUM)	187167	170.899
Growth %	9.519	28.510

SALES REALISATION:

	(in Rs. Crore)	
	2024-25	2023-24
Sales Realisation	21298.85	18,999.97

SEGMENT-WISE OR PRODUCT WISE PERFORMANCE:

Particulars	(in Million Tonnes)				
	2024-25	%	2023-24	%	Growth (%)
Despatch to Outsiders under FSA/MOU	43.030	86.48	37.080	84.76	16.05
E-auction (including forward auctions to Power Houses)	6.586	13.24	6.519	14.90	1.03
Others	0.001	Nil	0.001	Nil	66.50
Own Consumption	0.139	0.28	0.147	0.34	-5.44
Total Off-take	49.756	100.00	43.746	100.00	13.74

CUSTOMERS AND LOGISTICS:

Major share of coal production is being offered to the regulated sector viz., Thermal Power Plants/ Genco. Consumers from other sectors such as Steel, Cement, Sponge Iron, Aluminium, Small industries etc also demand high grade coal from Raniganj coalfields.

After extracting coal from mine, it is transported through conveyor system up to collection point in surface in case of Underground mine or by dump truck in case of Opencast Mine. Thereafter, coal gets transported directly to place of deliveries such as CHP/railway Sidings or kept at designated stock points for facilitating deliveries in future. All consignments for road sale/stock transfers are weighed at company road weighbridges within mine premises and in-motion weighbridge at railway sidings for sale. Since sales are being concluded at loading points, it is offered ex-siding/ stock points on FOR basis i.e. "Free on Rail/ Road" basis, as the case may be. The cost of transportation of coal from the mines to designated despatch points is chargeable to the customers. The following table shows information relating to various modes of transportation utilized for raw coal despatch from the mines:

Mode of Despatch	(in Million Tonnes)	
	2024-25	2023-24
Rail	33.84	30.01
Road	3.02	3.48
Merry Go-Round (MGR)	12.76	10.11
Total	49.62	43.60



PRICING OF COAL:

The pricing of Non-Coking Coal is presently based on its Gross Calorific Value (GCV) w.e.f. 01.01.2012 and that of Coking Coal and Washery Grade Coal is set on the basis of ash level content. Pricing of Coal for Semi-Coking Coal is set on the basis of ash and moisture content level. The Coal price is revised considering the escalation in input cost, inflation and landed cost of imported coal. Chargeable price includes basic price, transport charges, SILO charges, RLS charges etc and other statutory levies/taxes such as Royalties, DMF, NMET, Cess, GST etc. Around 85% of Coal production was sold under the long-term Fuel Supply Agreements (FSA) with linked customers. In addition, coal was also sold under E-auction scheme.



Shri Niladri Roy, Director (Technical) Operations, ECL inaugurating new machinery in ECL

NEW POLICY INITIATIVES

- a) **New sub-sector under the Policy for Auction of coal linkages of Non-Regulated Sector (NRS):** A new Sub-sector 'Production of SynGas leading to coal gasification' has been created in 2022 under the NRS linkage auctions in order to encourage coal gasification technology so that new consumers requiring coal for coal gasification are incentivized. This will also mitigate the adverse impacts of the conventional use of coal on the environment.
- b) **Single window for e-auction of coal:** Government has approved a new mechanism for e-auction of coal by the coal companies. The erstwhile sectoral e-auction windows Coal India Limited has been done away with and henceforth, all the non-linkage coal of the coal companies would be sold through one e-auction window of Coal India Limited/ Singareni Collieries Company Limited. This single e-auction window will cater to all the Sectors viz., Power & Nonregulated Sector including traders. Therefore, coal of any particular grade would be sold in the market to all



the consumers at one rate (One Nation -One Coal Grade, One Rate). A single e-auction window would enable the coal companies to sell coal through the market discovered price mechanism and thus, implementing this policy will lead to the removal of Market distortions. It shall also increase operational efficiencies and lead to an increase in domestic coal demand by efficiency in domestic coal market

- c) **Amendment to NCDP:** To promote optimum utilization of coal resources in the national interest, enabling provisions has been made by way of amendment to the New Coal Distribution Policy (NCDP), 2007, in order to allow the coal produced from Closed / Abandoned / Discontinued mines of CIL / SCCL to be sold through a transparent and objective manner as per the guidelines issued by Ministry of Coal from time to time.
- d) **Coal linkages for gasification plants of the coal companies:** CIL/SCCL have been allowed to provide long term allotment of coal to their own gasification plants at prices as may be decided by the coal company. This move will encourage the coal gasification technology in the country and will help in early establishment of this new use of coal.

MARKETING POLICY:

NCDP guide issued on October 18, 2007 with an objective to meet the demand of coal from consumers of different sectors of the economy, both on short term and long-term basis, in an assured, sustained, transparent and efficient manner with built-in commercial discipline.

- a) **Fuel Supply Agreements:** In accordance with the terms of the NCDP, Coal Company has entered into legally enforceable FSAs directly with the customers or with State Nominated Agencies that in turn enters into appropriate distribution arrangements with end customers. Our FSAs can be broadly categorized into:
 - 1. FSAs with customers in the regulated sector, including State Power Utilities, Private Power Utilities (PPUs) and Independent Power Producers (IPPs);
 - 2. FSAs with customers in non-regulated sector (including Captive Power Plants (CPPs));
 - 3. FSAs with State Nominated Agencies (SNA) and
 - 4. FSAs with consumers through Linkage Auction route.
- b) **E-auction Scheme:** The E-Auction scheme of coal was introduced to provide access to coal for customers who are not able to source their coal requirement through the available institutional mechanisms under the NCDP. The quantity of coal to be offered under E-Auction is reviewed from time to time by the Ministry of Coal (MoC). The E-auction scheme provides an avenue for additional coal procurement by customers.

FIRST MILE CONNECTIVITY PROJECTS:

To strengthen India's energy security and to realize Atma Nirbhar Bharat by replacing imported coal with domestically mined coal, Ministry of Coal has set a target to produce 1.31 BT coal in F.Y. 2024-25 and 1.5 BT coal in F.Y. 2029-30. Development of coal transportation that is cost efficient, fast and environment friendly manner is important goal of the country.

Keeping in view of increase in coal evacuation in future, Ministry of Coal is working on the development of National Coal Logistic Plan including First Mile Connectivity through railway sidings near coal mines and strengthening of Rail Network in Coalfields. MOC has formulated a strategy to develop an integrated approach for eliminating road transportation of coal in mines and has taken steps to upgrade the mechanized coal transportation and loading system under 'First Mile Connectivity' projects. Coal Handling Plants (CHPs) and SILOs with Rapid Loading Systems will have benefits like crushing, sizing of coal and speedy computer aided loading.

A total of 67 First Mile Connectivity (FMC) Projects (59 – CIL, 5- SCCL & 3 – NLCIL) with 885 MT capacity are being taken up in three phases to achieve capacity of 1 BTY mechanized handling of coal. In line with the goal of PM Gatishakti, the Ministry of Coal has undertaken railway projects costing Rs. 26,000/- Crore to develop multimodal connectivity.



Furthermore, FMC contributes to the preservation of natural resources and green cover. By adopting First Mile Connectivity, coal mining operations become more economically viable in the long run. The implementation of technology-driven processes not only increases productivity but also reduces operational costs, contributing to the overall profitability of the coal sector. This shift towards sustainable transportation plays a pivotal role in mitigating climate change and improving air quality.

Ministry of Coal is coordinating with Ministry of Railways to enhance coal evacuation & distribution capabilities. At present, 13 Railway lines are being constructed in collaboration with the Ministry of Railways for expansion of coal distribution capabilities, which are at various stages of construction.

First Mile Connectivity of Coal transportation emerges as a ray of hope in building environmentally conscious societies combating transportation challenges and enhancing connectivity in the country. The impact of First Mile Connectivity on the environment is multi-faceted and far-reaching:

- a) Reduced Carbon Footprint:** Optimizing transport systems and reducing reliance on fossil fuel-powered vehicles will help to substantially lower greenhouse gas emissions, combatting climate change and mitigating its harmful effects.
- b) Preserving Natural Environment:** Establishing eco-friendly transportation networks encourages the protection of natural habitats and biodiversity, preserving delicate ecosystems for future generations.
- c) Improving Public Health:** Reduced air pollution and traffic congestion positively impact public health by lowering the prevalence of respiratory diseases and stress-related ailments.

Ministry of Coal has undertaken 67 first mile connectivity (FMC) projects (95 – CIL, 5- SCCL & 3 – NLCIL) of 1040 MTPA capacity, out of which 31 Projects (29-CIL & 2-SCCL) of 291 MTPA capacity have been commissioned. Remaining projects are to be implemented by F.Y. 2027-28.

Initiatives under PM Gati Shakti:

The Ministry of Coal, in view of cleaner environment in coal transportation has given momentum in rail evacuation and also initiating new efforts to gradually move away from road movement of coal in country. Planned construction of new broad-gauge rail lines in Greenfield coal bearing areas, extending the rail links to newer loading points and doubling and tripling the rail lines in some cases will enhance rail capacity considerably.

PM launched Gati Shakti- Nation Master Plan for infrastructure development in October 2021 with the objective to bring different Ministries together and for integrated planning and coordinated implementation of infrastructure connectivity Projects. It will incorporate the infrastructure schemes of various Ministries and State Governments and will also leverage technology extensively including spatial planning tools.

The PM Gati Shakti Portal is being developed under Nation Master Plan in association with Bhaskaracharya Institute of Space Application & Geoinformatics, Gandhinagar (BISAG). Ministry of Coal has identified more than 100 layers and mapped on portal along with attributes and metadata. These data layers are being continuously monitored depending on the requirements and further layers along with their attributes may be added as and when required Ministry of Coal and CMPDIL is in constant touch with BISAG-N for taking immediate action on uploading of data layers. This layer will Speed up the process of Planning by consideration of all requirements related to Ministries during the planning and execution stage in projects. Ministry of Coal on-boarded more than 100 data layers mapped along with attributes and Metadata on portal, out of which 51 layers are under construction and 24 layers are proposed to be added on portal.

Under CIL's flagship 'First Mile Connectivity Projects,' 44 Projects have been identified for implementation in two phases which will upgrade the mechanized coal transportation and loading system. FMC Projects will help increase mechanized evacuation from 151 MTPA currently to 622.5 MTPA across Coal India Limited.

Eastern Coalfields Limited has 3 FMC projects, viz., Sonapur Bazari CHP, Rajmahal CHP and Jhanjra CHP. The detailed statues of the FMC projects are given below:



Sl. No.	Project Name PH-I	Project Cost (Rs. in Crore)	Status of Project Implementation
1.	Sonepur-Bazari CHP:12.00 MTY	195.43	Commissioned on 31.12.2021
2.	Rajmahal CHP-SILO:10.00 MTY	230.67	Work Order issued to M/s MECON LIMITED Ranchi on date 28.12.2020 and contract Agreement has been signed on 17.02.2021. Site has been handed over on 03.06.2021. Overall Physical and Financial Progress of CHP construction are 79.68% and 69.50% respectively. The expected date of completion is 30-11-2025.
3.	Jhanjra CHP: 5.00 MTY	219.07	Work Order issued to M/s Shapoorji & Pallonji and Company Pvt Ltd on 28.12.2020 with a completion time of 24 Months. Contract Agreement has been signed on 17.02.2021. Site Handover has been done on 01.01.2021. Overall Physical and Financial Progress is 65.40% and 61.50% respectively. The expected date of completion is 28.02.2026.
4.	Hura-C CHP: 3 MTY	119.38	Work Order issued to M/s. Zuberi Engineering Construction Private Limited Overall Physical and Financial Progress of CHP construction are 93.55% and 94.93% respectively. The expected date of completion is 31.12.2026.
5.	Kumardih CHP: 1 MTY	14.45	Work Order issued to M/s. Reliable Uniseven. Overall Physical and Financial Progress of CHP construction are 92% and 70% respectively. The expected date of completion is 31.07.2025.

**First Mile Connectivity, Sonepur Bazari**

INTERNAL CONTROL SYSTEMS AND THEIR ADEQUACY:

The importance of Internal Audit (IA) is crucial from the control and compliance perspective. Periodical review of each business function ensures that the objectives, user manuals (SOP) and diligent controls are operational to provide assurance to Board of Directors and Audit Committees on its effectiveness. This ensures that appropriate Corporate Governance and Audit Risk controls are maintained effectively and efficiently.

An effective Internal Audit function plays a fundamental role in assisting the Board to discharge its governance and control responsibilities. Various Codes of Corporate Governance issued, have also echoed the fact that internal audit function is an integral part of the corporate governance system of any organization.



In adherence to relevant provisions of law, entire internal audit job of the Company has been assigned to independent external audit firms of Chartered Accountants/Cost Accountants under proper supervision/support of Internal Audit Department of ECL Headquarters and Finance Department of Area/Units. Fourteen (14) nos. of such external audit firms were associated during the F.Y. 2024-25 to carry out internal audit work of fourteen Areas/Units of the Company, including ECL Headquarters. One out of the above said firms, which attained highest score in selection process, has been assigned with job of 'Central Internal Auditor' or 'Lead Auditor.'

The Internal Auditors of the Company are selected on recommendation of a duly constituted Committee, with competent approval, through invitation of, "Expression of Interest (EOI)" in adherence/strict compliance to the selection procedure structured by Coal India Limited. Coal India Limited has laid down detailed criteria for short-listing and selection of the audit firms and also prescribed the scope of work with general terms and conditions to their appointment.

Appointment of the Internal Audit firms short-listed and proposed for selection by the Empowered Committee, are forwarded for appraisal and recommendation of the Audit Committee to place before the Board of Directors of the Company for approval.

The Internal Auditors submit Monthly and Quarterly Internal Audit reports to their respective Unit/Area head as well as to Internal Audit Department, ECL Headquarters, Director (Finance), ECL and Coal India Limited. Consolidated Internal Audit Report of each quarter is forwarded to Internal Audit Department, Coal India Limited, for their perusal and inclusion in the Consolidated Internal Audit Report of CIL.

They also submit a detailed annual report containing regular appraisal of Internal Finance Control on operations of the Company, with observations and comments on application and effectiveness of Internal Finance Controls (IFC) in the Company.

In addition to Internal Audit, the Company being a Public Sector Undertaking is also subject to audit conducted by office of the Director General of Commercial Audit (DGCA) (formerly known as the Comptroller and Auditor General of India or CAG) of Indian Audit and Accounts Department, Government of India. The Govt. Auditors undertake routine 'Inspection / Transportation Audits and Performance Audit' at regular intervals in different Area/Units of the Company, in accordance with specific audit programmes and scope, laid down by the DGCA for a particular PSU. The Inspection Reports containing audit observations are furnished by the Govt. Auditors to DGCA and respective Directors and HoDs of the Company.

In addition to Transaction Audits, the Govt. Auditors also conduct annual audits for the purpose of certifying true and fairness of the Annual Report and Accounts of the Company.

The Central Internal Auditor (Lead Auditor) is required to finalise the quarterly reports in consultation with HoD of Internal Audit Department for placing before the Audit Committee for their appraisal and directives, if any. The Lead Auditor is also required to ensure timely compliance on all audit observations and directives of Audit Committee in co-ordination and communication with respective Area/Unit heads.

Audit Committee of the Company/CIL maintains a close watch on the internal control systems and related procedural applications in existence. Significant observations of Internal Auditors are placed before the Audit Committee for periodical review. The Directives (if any) issued by the Audit Committee upon consideration of such observations are duly noted for necessary compliance and ATR on implementation thereof are placed before the next Audit Committee meeting for their appraisal.

Different Audit firms working as Internal Auditors during the period under audit i.e. in F.Y. 2024-25, have expressed satisfaction on the existing Internal Financial Controls in operation in different Area and Units of the Company.

Keeping in view the above satisfactory expressions of Auditors, it may be construed that the company has a sound system of Internal Control commensurate with the size of the company and the nature of business transactions carried out by it.



VARIOUS INTERNAL AUDIT MEASURES DURING F.Y. 2024-25:

- a. Through the continuous effort, reply of most of the Critical Paras were timely submitted to the C&AG.
- b. Recovery made for an amount of Rs 4.71 Crore on account of 'Rent & Electricity' on ECL's property at 13, R. N. Mukherjee Road, Kolkata, provided to SECL for the purpose of their Kolkata Desk Office
- c. Guidelines have been issued in respect of Penal Rent for Unauthorized Occupation of Company's Quarter, and inspection has been carried out by Cross-functional Team. After inspection, guideline for action to be taken against unauthorized occupancy has also been circulated.
- d. Excess wages amounting Rs 4.18 Crore paid to employees in form of Underground Allowance, HRA and similar heads has been recovered till March, 2025.
- e. With rigorous follow up, conversion of Steam Boilers into Electric Winders has been done. Twenty-two (22) units were identified for early conversion. Seven (07) Steam Boilers have already been successfully replaced with Electric Winders and rest are under process.
- f. Revenue Advances have reduced by 19% during the F.Y. 2024-25 due to regular monitoring by the Internal Auditors.
- g. Medical Advances have reduced by 33.26% during the F.Y. 2024-25 because of regular monitoring.

DISCUSSION ON FINANCIAL PERFORMANCE WITH RESPECT TO OPERATIONAL PERFORMANCE:

RESULTS OF OPERATIONS:

Particulars	(Rs. in Crore)		
	2024-25	2023-24	Growth (%)
Gross Sales	20,183.54	18,999.97	6.23%
Less: Levies	5,836.20	5,108.09	14.25%
Net Sales	14,347.34	13,891.88	3.28%
Other Operating Revenue	743.20	667.26	11.38%
Other Income	660.36	639.55	3.25%
Total Income	15,750.90	15,198.69	3.63%

INCOME FROM SALE OF COAL:

Sales is presented as gross sales net of various statutory levies comprising royalty, cess on coal, Goods and Service Tax etc. The Income from sale of coal is mainly dependent on the pricing and production of coal and distribution thereof.

EXPENDITURE:

BREAK UP OF MAJOR HEADS:

Particulars	(Rs. in Crore)			
	2024-25	2023-24	Growth	
			Absolute	% age
(Accretion)/Decretion in stock	-238.95	-497.30	258.35	-51.95
Cost of Materials Consumed	1,048.42	1,000.35	48.07	4.81
Employee Benefit Expenses	9,553.84	10,094.02	-540.18	-5.35
Contractual Expenses	3,495.70	2,864.43	631.27	22.04
Finance Costs	142.32	121.13	21.19	17.49
Other Expenses	1,320.07	1,292.67	27.40	2.12
Stripping Activity Adjustment	-606.62	-590.27	-16.35	2.77
Depreciation/Amortization/Impairment	734.90	700.17	34.73	4.96
Total Comprehensive Income Before tax	192.10	119.29	72.81	61.04
Total Comprehensive Income After Tax	122.83	157.39	-34.56	-21.96



CASH FLOWS:

(Rs. in Crore)

Particulars	31.03.2025	31.03.2024
Opening Cash & Cash equivalents	-544.13	532.11
Net cash flow generated from/(used in) operating activities	-261.85	-1,808.13
Net cash flow generated from/(used in) investing activities	-412.47	779.69
Net cash flow generated from/(used in) financing activities	1,426.18	-47.80
Change in Cash and Cash equivalents	751.86	-1,076.24
Closing Cash & Cash equivalents	207.73	-544.13



Tricycle Distribution under CSR Initiatives of Sonepur Bazari Area by Shri G. Kishan Reddy, Hon'ble Minister of Coal & Mines, Govt. of India



HUMAN RESOURCE DEVELOPMENT:

MANPOWER:

Category	Manpower as on		Increase (+)/ Decrease (-)
	31.03.2025	31.03.2024	
Executive	2105	2209	-104
Supervisor	3168	3349	-181
Ministerial/Clerical	1465	1546	-81
Highly Skilled/Skilled	13833	14921	-1088
Semi-Skilled/Unskilled	24901	25858	-957
Trainee (Non-Executive)	1524	828	696
Total	46996	48711	-1715

REASONS FOR VARIATION DURING THE YEAR :

Particulars	Executive	Non-Executive	Total
Increase			
Fresh Appointment	67	Nil	67
Appointment against medically unfit cases	Nil	01	01
Appointment against death cases	Nil	1036	1036
Reinstatement/Re-joined	01	03	04
Transfer in from other companies	62	25	87
Appointment against Land Losers	Nil	250	250
Appointment against Special Female VRS	Nil	Nil	Nil
Total Increase (A)	130	1315	1445
Decrease			
Retirement	113	2320	2433
Medical Unfit	Nil	Nil	Nil
Death	03	506	509
Resignation	21	09	30
Transfer out to other companies	96	63	159
Dismissal/Termination	Nil	13	13
VRS under GHS/EVRS	01	15	16
Special Female VRS	Nil	Nil	Nil
Total Decrease (B)	234	2926	3160
VARIATION (A-B)	-104	-1611	-1715

NEW INITIATIVES:

- An Online Centralized (In House) Information Repository has been developed to enable Areas/Establishments for capturing data in a seamless process as well as for retrieving data for employee related processes such as New appointment, Transfer joining, Promotion, SLP, Retirement, Probation confirmation etc.
- Timely activation of Annual Confidential Report (ACR) has been done centrally and training imparted till last mile i.e. Unit Personnel Managers in three (03) phases to prevent loss/gap in information. A total of 49250 online ACRs were successfully submitted for the F.Y. 2023-24. ECL was among those subsidiaries along with SECL, CIL HQ and NEC to timely complete the filling of online ACR 2023-24 for the Non-Executives.



INDUSTRIAL RELATIONS :

The industrial relations in the company is by and large cordial. Workers do not support extraneous issues. The statistics relating to Industrial Relation and Law & Order is given below:

Sl. No.	Subject	2024-25	2023-24
1.	No. of strikes	Nil	01 (One day)
2.	Man-days lost (in lakh)	Nil	0.00814
3.	Production lost (in lakh tonnes)	Nil	Nil

LAW AND ORDER:

Subject	2024-25	2023-24
Law and order (Disturbance)	35	04
Production Lost (in Lakh Tonne)	67025	Nil

WORKERS' PARTICIPATION IN MANAGEMENT:

The workers' participation in management is fully operative at different levels in the Company. The Joint Consultative Committees (JCC) are operating at Corporate, Area and Project/Unit levels. In the JCC meeting important issues are discussed thread bear viz. production, productivity etc. Besides other Committee/Boards viz. Bipartite Safety Board, Area Safety Committee, Colliery Safety Committee, Welfare Board etc. are also functioning in the Company. The Trade Unions actively participate in such committees and bring about transparency, accountability apart from reinforcing trust and goodwill between management and the employee.

Meetings	2024-25	2023-24
No. of JCC Meeting held at HQ level	Nil	02
No. of structured Meeting held at HQ level	10	06

EMPLOYMENT PROVIDED UNDER NCWA, LLS AND DIRECT RECRUITMENT:

Employment provided under	2024-25	2023-24
National Coal Wage Agreement (NCWA)	1042	462
Land Losers Scheme (LLS)	236	225
Direct Recruitment	Nil	Nil

RESERVATION FOR SCHEDULED CASTE (SC)/SCHEDULED TRIBE (ST) AND OTHER BACKWARD CLASS (OBC) IN RECRUITMENT AND PROMOTION:

The Presidential Directives in the matter of recruitment of Scheduled Caste (SC), Scheduled Tribe (ST) and Other Backward Class (OBC) have been implemented in ECL. The representation of SC and ST candidates in total manpower is as under:

As on	Total Manpower	SC Candidates		ST Candidates	
		Number	%	Number	%
31.03.2025	46996	13158	27.99	6417	13.65
31.03.2024	48711	13629	27.98	6634	13.62

Out of 2798 promotions made, 201 candidates from SC community and 89 candidates from ST community were promoted during the year 2024-25 as against 141 and 69 candidates respectively during the year 2023-24. As on 31.03.2025, on Roll OBC community employees were 13393 as against 13911 employees as on 31.03.2024.



TRADE UNIONS:

The employees are highly unionized and seek support of all the unions. The major Unions functioning are INTUC, AITUC, HMS, BMS, UTUC, CITU, INTTUC etc. The executives are members of CMOAI. The wage revision and other conditions of service of non-executive employees are governed by the National Coal Wage Agreement (NCWA) formulated by JBCCI, Certified Standing Orders of the company and government directives.

TRAINING & DEVELOPMENT:

Indian Institute of Coal Management (IICM) which was formed in 1994 by Coal India Limited (CIL) offers training programmes to executives such as Advanced Management programmes, Leadership Development programmes, General Management programmes, Young Managers programmes, Advanced Maintenance practices, Management Development programme, Training and Coaching, Career Development for junior officers and Communication skills. In addition, company arranges external training programs and send employees (including Directors, senior executives and non-executive employees). There are two Institutes namely Coal India Training Management College (CITMC), Dishergarh and Management Training Institute (MTI), Ratibati to provide in-house training to employees including executives. Induction programs also take place for newly recruited employees of ECL.

The year 2024-25 has rightfully been called the year of transition and HRD has seen a radical change in the various number of trainings being offered. From conventional and mandatory Technical and Functional Competency trainings being imparted in the past, this year a more wholistic approach has been adapted and training on other concepts like Office Management, Ethics, Enhancement of operational and soft skills has been undertaken. Besides, the process improvements through training initiatives have been another focus area. Training/mentoring for Statutory exams like electrical & mining supervisory, paramedical and Workmen Inspectors has also been introduced for enhancement of skills of workforce. In this year special initiatives have been taken for long term training which is more effective and meaningful.

In addition, Industrial/Vocational Training for students of various Institutes were also organized at different Mines/Workshops. Your company has been engaging apprentices of various disciplines /trades from different states of India in compliance to Apprenticeship Act, 1961 and guidelines issued by Ministry of Skill Development and Entrepreneurship Govt. of India & Ministry of Education, Govt. of India. Apart from that, PM Internship scheme under the Ministry of Corporate Affairs (MCA) has been introduced in this year. On-boarding of all executive and 34197 Nos. of non-executive on iGoT Karmayogi platform has been done. 1778 Nos. of executives have completed ten mandatory courses.

Details of various training provided during the year 2024-25 as compared to 2023-24:

Nature of Training	2024-25	2023-24
1.Inhouse Training Details (Including Training in IICM)		
Long Training (5 Days or More)		
Executives	730	559
Non-Executives	9047	8334
Short Training (Less than 5 days)		
Executives	1115	7616
Non-Executives	1282	3183
2.Training Outside the Company (Within India)		
Long Training (5 Days or More)		
Executives	310	62
Non-Executives	0	0



Nature of Training	2024-25	2023-24
Short Training (Less than 5 days)		
Executives	293	375
Non-Executives	0	0
3.Training Abroad	0	0
4.Vocational training (at VT Centre)	9420	8365
5. Cumulative apprentice engaged through NATS	794	864
6.Cumulative apprentice engaged through NAPS	255	395
7. Vocational Training (1 Month)	928	897

ENVIRONMENTAL PROTECTION AND CONSERVATION:

The Environment Department of Eastern Coalfields Limited (ECL) is integrating sustainable development principles into its daily operations to inculcate environmentally friendly mining practices in the Company. Apart from dealing with the environment and forest-related affairs of the company, the department aligns its actions with the goals of Sustainable Development and ensures implementation of ECL's Corporate Environment Policy. This entails a comprehensive approach to environmental management, which includes integrated project planning and design, continual monitoring of environmental impacts, pollution prevention and mitigation measures, ecosystem and biodiversity restoration efforts, responsible waste disposal practices and conservation of natural resources.

ADOPTION OF CORPORATE ENVIRONMENTAL POLICY

The Company has formulated and implemented its own Corporate Environment Policy which is in line with environment policy of Coal India Limited. The Environment Policy states that the company is committed to promote sustainable development by protecting the environment through integrated project planning & design, deploying the concept of 10 R's (Reduce, Recycle, Reuse, Redesign, Repurpose, Refurbish, Repair, Recover, Redeploy and Refuse), prevention/mitigation of pollution, conservation of natural resources, restoration of ecosystem & biodiversity, proper disposal of wastes, addressing climate change and inclusive growth in a mission mode through company-wide implementation.

Major achievements during 2024-25:

A. Environment Clearance:

- a) Amendment of Environmental Clearance (EC) of Cluster No. 12 was granted on 20.03.2025 with an increase in production capacity of Sonepur Bazari OCP from 12.00 MTY to 14.00 MTY.
- b) Term of Reference (ToR) for Tirat-Kuardih UG & OC mines, to be operated under MDO mode, has been granted by State Expert Appraisal Committee (SEAC), West Bengal on 13.03.2025.

B. Wildlife Management Plan:

In continuation of conservation efforts, ECL is in the process of implementing the Wildlife Conservation Plan for Raniganj Coalfields. The plan has been duly approved by the Government of West Bengal and is being implemented.

C. Plantation & Reclamation:

Plantation in ECL command Areas falling within the State of Jharkhand is being done through concerned DFO of the Area on nomination basis and in the State of West Bengal it is being done through West Bengal Forest Development



Corporation Limited (WBFDCCL) under MoU. Emphasis is being given to develop green-belt along coal transportation roads, railway sidings and coal stock yards to arrest dust emission from the vehicles and handling of coal. Plantation over 78.03 Ha with plantation of about 1.27 Lakh saplings has been completed. Area wise details of plantation for the F.Y. 2024-24 is as under:

Sl. No.	Name of the Area	Name of the Mine	Plantation area in Ha	Type of Plantation
1.	Sodepur	Sodepur	0.90	Miscellaneous
2.	Satgram-Sripur	Ghusik-Muslia UG & OC	0.80	Orchard
		Sripur Seam Incline	0.80	Miscellaneous
		Charanpur OCP	1.60	Miscellaneous
		Satgram-Sripur	1.00	Miscellaneous
3.	Kunustoria	Tapovanam, Kunustoria Area	0.50	Orchard
		Eco-Relaxation Point, Belbaid	0.60	Orchard
		Kunustoria Area Office	0.50	Orchard
		Kunustoria	1.00	Miscellaneous
4.	Salanpur	Salanpur	0.75	Miscellaneous
		Mohanpur OCP	2.00	Miscellaneous
5.	Kajora	Khas Kajora	5.00	Miscellaneous
		JK Ropeways	1.50	Orchard
		Kajora	0.50	Miscellaneous
6.	Kenda	Bahula OCP	1.60	Miscellaneous
		Bahula OCP	0.80	Miscellaneous
		Kenda	0.30	Miscellaneous
7.	Jhanjra	Jhanjra UG	15.43	Miscellaneous
8.	Sonepur Bazari	Sonepur Bazari OCP	15.20	Miscellaneous
9.	Bankola	Bankola	0.45	Miscellaneous
		Bankola UG	1.20	Orchard
10.	Pandaveswar	Madhaipur OC	3.00	Miscellaneous
		Khottadih OCP	1.00	Orchard
		Khottadih OCP	1.20	Miscellaneous
		Khottadih OCP	0.50	Avenue
		Pandaveswar	0.60	Miscellaneous
11.	SP Mines	Chitra East OCP	3.00	Miscellaneous
		Chitra East OCP	12.00	Grassing
12.	Mugma	Mugma	0.60	Grassing
		Mugma	0.70	Miscellaneous
13.	Rajmahal	Rajmahal	3.00	Miscellaneous
Total			78.03	



Avenue Plantation, Rajmahal (9 Km)



OB Dump Plantation, Shankarpur OCP (8 Ha)



Plantation over Subsided Land, Bankola (10 Ha)



Gunjan Ecological Park, Sripur (19.5 Ha)



Sardar Ballavbhai Patel Van Udyan, Sanctoria (0.5 Ha)



Jhanjra Eco-park, Jhanjra (6.5 Ha)



POCP Railway siding, Jhanjra (1.5 Ha)



Old OCP reclaimed as Water Reservoir, Dhandadihi



Aranya Vatika, Sonepur Bazari (0.5 Ha)



Dhandadihi Water Treatment Plant (2.0 LCuM/year)



RO Water Treatment Plant, Satgram (capacity 5000 L/Hour)



Pressure Filter Plant, Jhanjra (Capacity 32000 GPH)



Old OCP reclaimed as Water Reservoir, Dalmia



Dalmia Water Treatment Plant (2.5 LCuM/year)



Rain Water Harvesting Plant, Sonepur Bazari Catchment Area 3000 sqft

**D. Organization of large-scale plantation drives:**

- a) Hon'ble Coal Minister inaugurated 'Vriksharopan Abhiyan – 2024' at Bharat Coking Coal Limited (BCCL) in Dhanbad on 25.07.2024 as part of visionary campaign "Ek Ped Maa Ke Naam" launched by Hon'ble Prime Minister of India. 'Vriksharopan Abhiyan – 2024' held in ECL at forty-three (43) locations across five (05) Districts in two (02) States. ECL planted and distributed 35620 saplings on the day of 'Vriksharopan Abhiyan – 2024'.
- b) Neem plantation drive was organized on the eve of Independence Day by planting 1300 nos. of neem saplings in mine leasehold areas and distributing 700 nos. of neem saplings to the employees and nearby villagers.
- c) Mass Plantation Drive during 'Swachhata Hi Seva' Program was organized on 23.09.2024 by planting 7030 nos. saplings in mine leasehold areas and distributing 3540 nos. saplings to the employees and nearby villagers.

E. Celebration of Environment week in June 2024:

World Environment Day 2024 was celebrated on 05.06.2024. The event was celebrated over a week from 31.05.2024 to 05.06.2024 which included sapling distribution to the local villagers, quiz competition among employees, drawing and slogan writing competition among children and rally in nearby colony.

F. Real-Time Air Quality Monitoring:

With the installation of nine (09) additional Continuous Ambient Air Quality Monitoring Stations (CAAQMS), all Areas and Clusters of ECL are now equipped with real-time air pollution monitoring. The monitoring systems are integrated with the Central Pollution Control Board (CPCB) and State Pollution Control Board (SPCB) networks.

G. Groundwater Abstraction permission:

The groundwater abstraction permission for 72 nos. of mines of ECL in the State of West Bengal has been obtained from State Water Investigation Department (SWID) during the F.Y. 2024-25.

H. Companywide ISO Certification:

ECL has been certified for companywide ISO Certification for the standards ISO 9001:2015, ISO 14001:2015 and ISO 45001:2018 on 10.03.2025.

I. Development of Eco-Parks/Tourism Sites:

- a) **Jhanjra Eco-tourism Park:** Development of the Eco-tourism Park at Jhanjra Area over 13.02 Ha land by West Bengal Forest Development Corporation Limited has been completed.
- b) **Milli's Garden:** An Eco-Relaxation Point and Orchard has been developed at Belbaid Railway Siding expanding over an area of 0.6 Ha. The major facilities of the park include Orchards, Medicinal Plants Garden, Flower Beds, Fountain, Green Wall, Bust of Swami Vivekananda, Selfie Point, Canopy Walkway, Scrap-metal Statues, Open Air Gym, Yoga Space, Lighting etc.

J. Waste to Best: Plastic Waste Handling Unit:

Under the "Waste to Best" initiative, one more Plastic Waste Handling Unit has been installed in Satgram-Sripur Area. This unit converts plastic waste into paver blocks for sustainable use in construction works.

K. Dust Suppression Measures:

The mines and Railway Sidings of ECL are equipped with water spraying arrangements viz. 24 nos. of trolley/fixed fog cannons, 28 nos. of fixed water sprinkling systems and 75 nos. of mobile water tankers. During the F.Y. 2024-25, 3 nos. of fog cannons have been installed at Satgram-Sripur Area. Also, 1 no. of Road Sweeping Machine has been commissioned at Jhanjra Area.



L. Scientific Study

- a) **Assessment of success of Plantation created over last 10 years:** Work Order has been issued to CIMFR, Dhanbad for conducting the study to assess the success of Tree Plantation in ECL. 50% advance payment has been made and the work is under progress. The study aims to determine survival rates, evaluate environmental and social benefits, and recommend strategies for improving plantation outcomes through field studies, drone surveys and data analysis.
- b) **Study on mine-wise availability and potential of mine water for community use in ECL:** Scientific study for investigation of mine water availability for community use in ECL is being conducted by IIT-BHU, Varanasi and IIT-ISM, Dhanbad and the interim report has been submitted. The study involves seasonal data collection, GIS mapping, water quality assessment and development of a zero-wastage mine water management plan, aiming to utilize surplus mine water for domestic, agricultural and industrial purposes.
- c) **Third-Party audit of Environment Clearance (EC) conditions:** Award of work to conduct assessment of Environment Clearance (EC) compliances in respect of mines under Cluster 12 (except Sonepur Bazari Project) of M/s. ECL has been made to CSIR-CIMFR, Dhanbad on 08.03.2025 and the work is under progress. The work is for compliance of Environment Clearance (EC).



Mist Gun, Rajmahal



Mist Sprayer, Satgram



Mobile Water Sprinkler, Mugma



Fixed Water Sprinkler, Satgram



Fixed Water Sprinkler, Bonjemehari



Closed Conveyor System, Mugma



30 KWp Roof Top Solar Panel, Bankola



Annexure-V

CSR Activities 2024-25

1. Brief outline on CSR Policy of the Company:

ECL has adopted and implemented CIL CSR Policy 2024 which is in consonance with amendment of Companies Act, 2013 and CSR Amendment Rules, 2022. The DPE Guidelines vide F. No. 15(13)/2013-DPE (GM) dated 21st October, 2014 effective from 01.04.2014 is also adhered. Our CSR initiatives has integrated our business with social processes by extending our social responsibility primarily focusing on underprivileged, marginalised and Project Affected People (PAPs) staying around ECL's Operational Areas. As per the provision under CIL CSR Policy, 80% of the fund should be utilised within the radius of 25 Km of ECL HQ/Area/Project and remaining 20% would be spent within the State/State of operation. It is ensured that poor and needy section of the society derives the maximum benefit to support their development and sustainability. The ratio of 80:20 may be dispensed with for a particular year with the approval of the Board based on recommendation of the CSR committee of Board, as required, subject to the condition that minimum 60% expenditure is to be made within a radius of 25 Km of their Project Sites/Mines/Area HQ/Company HQ and rest within the states in which ECL is operating.

2. Composition of CSR Committee during the year:

Sl. No.	Name of the Member	Designation	Meeting held during respective tenure of members	No. of Meetings attended
1.	Shri Shiv Tapasya Paswan*	Chairman and Part time Non-Official Director, ECL	4	4
2.	Smt. Santosh**	Chairman and Part time Official Director, ECL	1	1
3.	Shri. Shiv Narayan Pandey***	Part time Non-Official Director, ECL	4	4
4.	Md. Anzar Alam	Director (Finance), ECL	5	5
5.	Ms. Ahuti Swain****	Director (Personnel), ECL	3	3
6.	Shri. Nilendu Kumar Singh *****	Director (Technical) P&P, ECL	1	1
7.	Shri. Niladri Roy	Director (Technical) Operations, ECL	5	5
8.	Shri. Gunjan Kumar Sinha	Director (Human Resources), ECL	1	1
9.	Shri. Girish Gopinathan Nair	Director (Technical) Project & Planning, ECL	0	0

* Up to 31st October, 2024

** w.e.f. 14th January, 2025

*** Up to 31st October, 2024 and again appointed w.e.f. 28th March, 2025

**** Up to 31st August, 2024

***** Up to 30th April 2024

3. The web-link where Composition of CSR committee, CSR Policy and CSR projects approved by the Board are disclosed on the website of the company:

ECL has developed a CSR portal that provides the information related to Composition of CSR Committee, CSR Policy and CSR projects approved by the Board. The further information can be found in the web-link - <http://secureloginecl.co.in/csr/index.php>.

4. Provide the executive summary along with web-link(s) of Impact Assessment of CSR Projects carried out in pursuance of sub-rule (3) of rule 8, if applicable:

As per sub-rule (3) of rule 8 of section 135 none of the ECL CSR activities fulfilled the criteria for Impact assessment in F.Y. 2024-25.

5. (a) Average net profit of the company as per section 135(5): **Rs. 8.44 Crore**

(b) 2% of average net profit of the company as per section 135(5): **Rs. 0.17 Crore**

(c) Surplus arising out of the CSR projects or programmes or activities of the previous financial years: **Nil**



Mobile Medical Van for Villagers



Medical Checkup for Villagers



ECL Sephali Private ITI under CSR Activity of ECL



Fresh drinking water for school students



Organizing Health Camps in Sarath and Palajori blocks in Deoghar



Livelihood Program through Skill Development in General Duty



- (d) Amount required to be set off for the financial year, if any: **Nil**
- (e) Total CSR obligation for the financial year (5b+5c-5d): **Rs. 0.17 Crore**
- 6. (a) Amount spent on CSR Projects (both On-going Projects and other than On-going Projects): **Rs. 4,30,91,246.00**
(Copy enclosed as Annexure A & B).
- (b) Amount spent in administrative overheads: **Rs. 9,66,420.00**
- (c) Amount spent in Impact Assessment, if applicable: **N.A.**
- (d) Total amount spent for the Financial Year (6a+6b+6c): **Rs. 4,40,57,666.00**
- (e) CSR amount spent or unspent for the financial year:

Total Amount Spent for the Financial Year (in Rs.)	Amount Unspent (in Rs.)				
	Total Amount transferred to Unspent CSR Account as per section 135(6)		Amount transferred to any fund specified under Schedule VII as per second proviso to section 135(5)		
	Amount (Rs.)	Date of transfer	Name of the Fund	Amount (Rs.)	Date of transfer
4,40,57,666.00	Nil	N.A.	N.A.	Nil	N.A.

(f) **Excess amount for set off, if any:**

Sl. No.	Particulars	Amount (Rs.)
1.	Two percent of average net profit of the company as per section 135(5)	17,00,000.00
2.	Total amount spent for the Financial Year	4,40,57,666.00
3.	Excess amount spent for the financial year [(ii)-(i)]	4,23,57,666.00
4.	Surplus arising out of the CSR projects or programmes or activities of the previous financial years, if any	Nil
5.	Amount available for set off in succeeding financial years [(iii)-(iv)]	Nil

7. Details of Unspent CSR amount for the preceding three financial years:

Sl. No.	Preceding Financial Year	Amount transferred to Unspent CSR Account under section 135(6) (in Rs.)	Balance amount in unspent CSR Account under section 135(6) (in Rs.)	Amount spent in the reporting Financial Year (in Rs.)	Amount transferred to a fund as specified under Schedule VII as per second proviso to section 135(5), if any		Amount remaining to be spent in succeeding financial years (Rs.)	Deficiency, if any
					Amount (Rs.)	Date if Transfer		
2.	2021-22	Nil	Nil	Nil	N.A.	N.A.	Nil	None
3.	2022-23	Nil	Nil	Nil	N.A.	N.A.	Nil	None
3.	2023-24	Nil	Nil	Nil	N.A.	N.A.	Nil	None

- 8. Whether any capital assets have been created or acquired through Corporate Social Responsibility amount spent in the Financial Year: **No**
- 9. Specify the reason(s), if the company has failed to spend two percent of the average net profit as per section 135(5): **N.A.**

(Shri. Gunjan Kumar Sinha)
Director (HR)
DIN- 10933783

(Ms. Santosh)
Chairperson CSR Sub-Committee
DIN-09519383

Date: 07.06.2025
Place: Sanctoria/New Delhi
Annexure: A & B.



Annexure-A

Details of CSR amount spent against ongoing projects for the financial year 2024-25

1	2	3	4	5	6	7	8	9	10	11		
Sl. no	Name of the Project	Item from the list of activities in Schedule VII to the Act.	Local Area (Yes/No)	Location of the Project		Project Duration	Amount allocated for the project in the current financial Year (in Rs.)	Amount spent in the current financial Year (in Rs.)	Amount transferred to Unspent CSR Account for the project as per Section 135 (6) (in Rs.)	Mode of Implementation Direct (Yes/No)	Name of the Implementing Agency	CSR Registration number
1	Education Support Programme for Primary School Children studying in Govt. schools in and around ECL HQ	Education	Yes	West Bengal	Paschim Bardhaman	2 Years	405,149	405,148	Nil	No	Sanctoria Village Samity	CSR00026873
2	Supply of domestic water through water tanker to nine villages of Kendra & Haripur G.P	Water Supply	Yes	West Bengal	Paschim Bardhaman	1 yr.	2,409,163	724,896	Nil	Yes	Direct	-
3	Providing 20 nos. Toto (e-Rickshaw) to 20 nos. of needy person of Taljhari Village under CSR scheme of Rajmahal Area.	Livelihood Enhancement	Yes	Jharkhand	Godda	1 Yr.	3,075,668	416,820	Nil	Yes	Direct	-
4	Operation, Maintenance, Management and up-gradation of ITI, Sikatia, Godda, Jharkhand under Rajmahal Area.	Skill Development	Yes	Jharkhand	Godda	10 Yrs.	16,586,409	16,586,409	Nil	Yes	Direct	-
5	Installation of water cooler & overhead tank along with pipeline and other associated works at KTBI Higher Secondary School Laudoha	Water Supply	Yes	West Bengal	Paschim Bardhaman	1 Yr.	297,145	144,112	Nil	Yes	Direct	-
6	Installation of Solar Street Lights from Mansa Mandir Bauripara to Panja Para at Kuchdhi Village of Jhanjira Area	Rural Development	Yes	West Bengal	Paschim Bardhaman	1 Yr.	498,365	498,337	Nil	Yes	Direct	-
7	Providing fund to Asansol Durgapur Police Commissionerate for installation of CCTV at Sanctoria	Rural Development	Yes	West Bengal	Paschim Bardhaman	1 Yr.	498,880	399,104	Nil	No	Asansol Durgapur Police	-



1	2	3	4	5	6	7	8	9	10	11		
Sl. no	Name of the Project	Item from the list of activities in Schedule VII to the Act.	Local Area (Yes/No)	Location of the Project		Project Duration	Amount allocated for the project in the current financial Year (in Rs.)	Amount spent in the current financial Year (in Rs.)	Amount transferred to Unspent CSR Account for the project as per Section 135 (6) (in Rs.)	Mode of Implementation Direct (Yes/No)	Name of the Implementing Agency	CSR Registration number
8	Construction of Free Primary School and ICDS centre with related amenities at Faridpur Village under Domohani GP, Baraboni Block under CSR at Satgram-Sripur Area	Education	Yes	West Bengal	Paschim Bardhaman	6 Months	2,564,769	2,564,769	Nil	No	Block Development Office, Barabani	-
9	Livelihood Program for women through Oyster Mushroom Cultivation in Sanctoria, Dishergarh and Josaidih area nearby ECL HQ	Skill Development	Yes	West Bengal	Paschim Bardhaman	1 Year	249,300	249,300	Nil	No	Sanctoria Village Samity	CSR00026873
10	"Shitla: Water Cooler cum Purifier for 05 nos. of Government Girls Schools in Asansol Area	Water Supply	Yes	West Bengal	Paschim Bardhaman	6 Months	1,223,237	1,220,236	Nil	Yes	Ashakiran NGO	-
11	Supporting 25 nos. Differently abled children of Sreema Pratibandhi Kalyan Kendra at Satgram-Sripur Area	Health & Nutrition	Yes	West Bengal	Paschim Bardhaman	1 Yr.	123,000	123,000	Nil	No	Sreema Pratibandhi Kalyan Kendra (Society)	CSR00020624
12	Providing Skill Development and employment generation training to women in Command Areas of Sonapur Bazari Area of ECL	Skill Development	Yes	West Bengal	Paschim Bardhaman	12 Months	698,856	698,856	Nil	No	Indira Gandhi Vocational & Welfare Trust	CSR00045384
Total							28,629,941	24,030,987				



Annexure-B

Details of CSR amount spent against other than ongoing projects for the Financial Year 2024-25

1	2	3	4	5	6	7	8	9
Sl. no	Name of the Project	Item from the list of activities in Schedule VII to the Act.	Local Area (Yes/No)	Location of the Project (State, District)	Amount allocated for the project in the current financial Year (in Rs.)	Amount spent in the current financial Year (in Rs.)	Mode of Implementation Direct (Yes/No)	Mode of Implementation through Implementing Agency Name of the Agency, CSR Registration number
1	Installation of 40 tree shape sitting chairs at Biodiversity Park, Sarkanda, Godda, Jharkhand at Rajmahal Area	Environment & Sustainability	Yes	Jharkhand Godda	578,200	462,560	No	Divisional Forest Office, Godda -
2	Construction of Maa sarada Databya Chikitsalaya and Diagnostic Centre at Ramakrishna Mission Ashram under Salanpur Area	Health & Nutrition	Yes	West Bengal Paschim Bardhaman	3,204,523	3,204,523	No	Ramakrishna Mission, Asansol
3	Procurement of 02 tractors with 02 water tanker for supply of drinking water at different areas under Andal Development Block at Kajora Area	Water Supply	Yes	West Bengal Paschim Bardhaman	1,981,000	1,970,000	No	Block Development Office, Andal -
4	Providing water purifier to marginalised population of Dishergarh at ECL HQ	Water Supply	Yes	West Bengal Paschim Bardhaman	488,250	488,250	No	Sanctoria Village Samity CSR00026873
5	Installation of one Rig Bore submersible well at Panchgachhiya Village in Salanpur Area	Water Supply	Yes	West Bengal Paschim Bardhaman	484,096	273,223	Yes	Direct -
6	Supply of water through tanker at 3 Gram Panchayats through BDO Barabani under Salanpur Area	Water Supply	Yes	West Bengal Paschim Bardhaman	451,200	451,200	No	Block Development Office, Barabani -
7	Construction of pavement on both side of road and greenery related works near Polo ground, Girls college and Court Road Area in Asansol under CSR activity of ECL HQ	Environment & Sustainability	Yes	West Bengal Paschim Bardhaman	1,755,582	895,783	No	Paschim Bardhaman Zilla Parisad CSR00050753
8	Supply, Installation & commissioning 20 nos. of 24 W LED Solar Street Lighting with centralized Solar power grid in Tijhari village under CSR scheme at Rajmahal Area	Environment & Sustainability	Yes	Jharkhand Godda	339,840	339,840	Yes	Direct -
9	Providing Medical & health care services to underprivileged needy persons around Rajmahal Area of ECL through Mobile Medical Vans (Phase-2)	Health & Nutrition	Yes	Jharkhand Godda	1,927,855	1,927,855	Yes	Direct -
10	Providing Medical & health care services to underprivileged needy persons around Kunustoria Area of ECL through Mobile Medical Vans (Phase-2)	Health & Nutrition	Yes	West Bengal Paschim Bardhaman	1,773,000	1,674,576	Yes	Direct -



1	2	3	4	5	6	7	8	9
Sl. no	Name of the Project	Item from the list of activities in Schedule VII to the Act.	Local Area (Yes/No)	Location of the Project (State, District)	Amount allocated for the project in the current financial Year (in Rs.)	Amount spent in the current financial Year (in Rs.)	Mode of Implementation Direct (Yes/No)	Mode of Implementation through Implementing Agency (Name of the Agency, CSR Registration number)
11	Hiring of 4 no. of vehicles for transportation of villagers and school going children of Bhatmura and Machudanga village under Sonepur Bazar.	Education	Yes	West Bengal Paschim Bardhaman	1,086,224	663,428	Yes	Direct
12	Employment linked Vocational Training for unemployed youths- Sewing Machine Operator Training by Apparel Training & Design Centre (ATDC) under Rajmahal Area.	Skill Development	Yes	Jharkhand Godda	1,757,574	1,615,068	No	ATDC, Ranchi CSR00000938
13	Support to marginalised population of Sanctoria, Dishergarh & Josaidih villages around ECL-HQ to overcome from Monsoon rain	Health & Nutrition	Yes	West Bengal Paschim Bardhaman	234,500	234,500	No	Sanctoria Village Samity CSR00026873
14	Providing Medical & health care services to underprivileged needy persons around S.P Mines Area of ECL through Mobile Medical Vans (Phase-3)	Health & Nutrition	Yes	Jharkhand Deoghar	958,780	958,780	Yes	Direct
15	Providing Medical & health care services to underprivileged needy persons around Sonepur Bazar Area of ECL through Mobile Medical Vans	Health & Nutrition	Yes	West Bengal Paschim Bardhaman	1,438,170	1,438,170	Yes	Direct
16	Providing Medical & health care services to underprivileged needy persons around Pandaveswar Area of ECL through Mobile Medical Vans	Health & Nutrition	Yes	West Bengal Paschim Bardhaman	1,438,170	1,438,170	Yes	Direct
17	Food Baskets for 100 TB patients for six months in Godda District under Rajmahal Area	Health & Nutrition	No	Jharkhand Godda	246,645	246,645	Yes	Direct
18	Providing DG Set and Furniture for patients for Charitable Dispensary at Ramakrishna Mission Ashrama under CSR scheme of ECL, Salanpur Area	Health & Nutrition	Yes	West Bengal Paschim Bardhaman	587,000	587,000	No	Ramakrishna Mission, Asansol CSR00006101
19	Installation of high mast tower lighting system at Salanpur village under CSR	Rural Development	Yes	West Bengal Paschim Bardhaman	190,688	190,688	Yes	Direct
20	Engagement of IIT Kharagpur for Geo tagging of toilets constructed/repared under Swachh Vidyalaya Abhiyan under CSR activity of ECL HQ	Administrative	Yes	West Bengal Paschim Bardhaman	1,380,600	966,420	No	IIT Kharagpur
Total					22,301,897	20,026,679		

**ANNEXURE-VI****REPORT ON CORPORATE GOVERNANCE****1. PHILOSOPHY:**

Corporate Governance is the creation of an enabling eco-system to enhance long-term sustainable value for all stakeholders comprising of regulators, employees, customers, vendors, investors and the society at large through ethically driven business practices. Effective corporate practices provide a strong foundation on which successful commercial enterprises can be built to last long. It is imperative that company's affairs are managed in a fair and transparent manner to manage the energy supply chain in the country.

Your company considers it as an inherent responsibility to protect the rights of shareholders and disclose timely, adequate and accurate information regarding financials, performance and governance. Fairness, Transparency, Accountability and Responsibility are the four corner stones of good corporate governance.

2. BOARD OF DIRECTORS:**(A) Composition of the Board:**

It is a Government company within the meaning of section 2(45) of the Companies Act, 2013 and Coal India Limited holds entire paid-up share capital. As per Articles of Association, the power to appoint Directors rests with the President of India.

In terms of Articles of Association of the company, strength of Board shall not be less than 2 Directors and not more than 15 Directors comprising of whole-time Functional Directors and Part-time Directors. The Directors are not required to hold any qualification share.

As on 31st March, 2025, the Board comprised of 8 Directors, out of which 5 were whole-time Functional Directors, 2 Part-Time Official Directors and 1 Part-Time Non-Official Director.

The Directors bring to Board wide range of experience and skills.

Directors:

During the year 2024-25, Shri Samiran Dutta was the Chairman-cum-Managing Director (Additional Charge) (up to 18.12.2024), Shri Satish Jha was appointed as the Chairman-cum-Managing Director (w.e.f. 19.12.2024). The other Directors on the Board of the Company during 2024-25 were; Shri Shiv Narayan Pandey, Part-Time Non-Official Director (up to 30.10.2024) and again appointed (w.e.f. 28.03.2025); Shri Shiv Tapasya Paswan, Part-Time Non-Official Director (up to 30.10.2024); Shri Manik Chandra Pandit, Part-Time Official Director (up to 31.12.2024); Ms. Santosh (w.e.f. 01.01.2025); Shri Mukesh Agrawal, Part-Time Official Director; Md. Anzar Alam, Functional Director; Ms. Ahuti Swain, Functional Director (up to 31.08.2024); Shri Nilendu Kumar Singh, Functional Director (up to 29.04.2024); Shri Niladri Roy, Functional Director; Shri Gunjan Kumar Sinha, Functional Director (w.e.f. 15.01.2025) and Shri Girish Gopinathan Nair, Functional Director (w.e.f. 25.03.2025).

Service Contract:

Directors of the company are appointed by the President of India. The terms and conditions of appointment of Whole-time Functional Directors are decided by the President of India in terms of Articles of Association of the Company. The terms and condition of non-official part time directors are laid down by the Ministry of Coal.

Age Limit and Tenure of Directors:

The age limit of Chairman cum Managing Director and other whole-time Functional Directors is 60 Years. The Chairman cum Managing Director and other whole-time Functional Directors are appointed for a period of Five years from the date of assumption of charge or till the date of superannuation of the incumbent or till further orders from the Government of India, whichever event occurs earlier. None of the Directors on the Board hold



directorships in more than ten public companies. Further none of them is a member of more than ten committees or chairman of more than five committees across all the public companies in which he is a director. Necessary disclosures regarding Committee positions in other public companies as on 31st March, 2025 have been made by the Directors. None of the Directors are related to each other. Government Nominee Directors representing Ministry of Coal, retire from the Board on ceasing to be officials of Ministry of Coal. Independent Directors are appointed by the Government of India. The Non-Executive Independent Directors fulfill the conditions of independence specified in Section 149 of the Companies Act, 2013.

(B) Board Meetings:

Meetings of Board of Directors are normally held at Sanctoria/Kolkata for the convenience of Directors and also through video conferencing mode. Company has well defined procedures for meetings of Board of Directors and Committees thereof so as to facilitate decision making in an informed and efficient manner. Eastern Coalfields Limited became the first subsidiary of Coal India Limited to adopt Digital Board Solution Software w.e.f. 1st June, 2024. It replaced manual, paper-based systems with tools for meeting management, document sharing, collaboration, and compliance tracking, enabling the Company to perform more efficiently and securely.

During the financial year ended 31st March, 2025, 11 (Eleven) Board meetings were held on 20.04.2024, 25.05.2024, 05.07.2024, 20.07.2024, 17.08.2024, 24.09.2024, 17.10.2024, 30.10.2024, 23.12.2024, 14.01.2025 and 06.03.2025 as against the minimum requirement of 4 meetings in a financial year.

Details of number of Board meetings attended by each of the Directors are given below:

Sl. No.	Directors	Board meetings		No. of other Directorships
		Held during the tenure	Attended	
Functional Directors:				
01	Shri Samiran Dutta Chairman-cum-Managing Director (Additional Charge) (up to 18.12.2024)	8	8	01
02	Shri Satish Jha Chairman-cum-Managing Director (w.e.f. 19.12.2024)	3	3	Nil
03	Md. Anzar Alam Director (Finance)	11	11	Nil
04	Ms. Ahuti Swain Director (Personnel) (up to 31.08.2024)	5	5	Nil
05	Shri Nilendu Kumar Singh Director (Technical) Project & Planning (up to 29.04.2024)	1	1	Nil
06	Shri Niladri Roy Director (Technical) Operations	11	11	Nil
07	Shri Gunjan Kumar Sinha Director (Human Resources) (w.e.f. 15.01.2025)	1	1	Nil
08	Shri Girish Gopinathan Nair (w.e.f. 25.03.2025)	0	0	Nil
Part-time Official Directors:				
09	Shri Manik Chandra Pandit Director, Ministry of Coal (MoC) (up to 31.12.2024)	9	9	Nil
10	Ms. Santosh Deputy Director General, Ministry of Coal (MoC) (w.e.f. 01.01.2025)	2	2	01



Sl. No.	Directors	Board meetings		No. of other Directorships
		Held during the tenure	Attended	
11	Shri Mukesh Agrawal Director (Finance), Coal India Ltd. (CIL)	11	11	04
Part Time Non-Official Director:				
12	Shri Shiv Narayan Pandey (up to 31.10.2024 and w.e.f. 28.03.2025)	8	7	Nil
13	Shri Shiv Tapasya Paswan (up to 31.10.2024)	8	6	Nil

(C) Information placed before Board of Directors:

The Board has complete access to any information of the Company. The information regularly supplied to the Board inter-alia included the following:

- i. Annual operating plans and budgets and any updates.
- ii. Capital budgets and any updates.
- iii. Quarterly results for the company and its operating divisions or business segments.
- iv. Minutes of meetings of audit committee and other committees of the Board.
- v. The information on recruitment and remuneration of senior officers just below the board level including appointment or removal of Chief Financial Officer and the Company Secretary.
- vi. Show cause, demand, prosecution notices and penalty notices which are materially important.
- vii. Fatal or serious accidents, dangerous occurrences, any material effluent or pollution problems.
- viii. Any material default in financial obligations to and by the company, or substantial non-payment for goods sold by the company.
- ix. Any issue, which involves possible public or product liability claims of substantial nature including any judgement or order which may have passed strictures on the conduct of the company or taken an adverse view regarding another enterprise that can have negative implications on the company.
- x. Details of any joint venture or collaboration agreement.
- xi. Significant labour problems and their proposed solutions. Any significant development in Human Resources/Industrial Relations front like signing of wage agreement, implementation of Voluntary Retirement Scheme etc.
- xii. Non-compliance of any regulatory and statutory matter.

(D) Remuneration of the Director:

a. Functional Directors:

(Amount in Rs.)

Sl. No.	Name of Director	Salary	Benefits	Total
1.	Shri Satish Jha	8,51,634	4,00,403	12,52,037
2.	Md. Anzar Alam	52,19,433	2,73,594	54,93,027
3.	Ms. Ahuti Swain	55,69,620	20,5,275	57,74,895
4.	Shri Niladri Roy	84,15,270	4,58,247	88,73,525
5.	Shri Gunjan Kumar Sinha	3,70,234	1,64,678	5,34,912

b. Part-time official Directors:

No remuneration is paid to the Part-time Official Directors by the Company.



c. Part-time Non-official Directors:

No remuneration is being paid to Part-time Non-Official Directors except sitting fee. Details of sitting fees paid for attending Board / Committee Meetings are shown below:

(Amount in Rs.)

Sl. No.	Name of the Director	Sitting Fee for Board Meeting	Sitting Fee for Committee Meetings	Total
1.	Shri Shiv Narayan Pandey	1,05,000	1,95,000	3,00,000
2.	Shri Shiv Tapasya Paswan	90,000	1,80,000	2,70,000

3. Board Committee:

Board has constituted following Committees of the Board:

- a. Audit Committee;
- b. Sub-Committee for "Evaluation, Appraisal and Approval of Projects";
- c. Committee on "CSR";
- d. Risk Management Committee;

[A] Audit Committee:

Your Company has an independent Audit Committee. The composition, procedures, powers and role/functions of the Audit Committee, constituted by the Company is to comply with the requirements of the Companies Act, 2013.

Scope of Audit Committee:

The scopes of the Audit Committee are as follows:

- a) Overseeing of the company's financial reporting process and the disclosure of its financial information to ensure that the financial statement is correct, sufficient and credible.
- b) Recommending to the Board the fixation of audit fees.
- c) Recommendation to the Board for fixation of fees to statutory auditors for any other services rendered by the statutory auditors.
- d) Reviewing, with the management and ensuring that the annual financial statements follow the applicable laws before submission to the Board for approval, with particular reference to:
 - i) Matters required to be included in the Directors Responsibility Statement to be included in the Board's Report in terms of section 134(5) of the Companies Act, 2013;
 - ii) Changes, if any, in accounting policies and practices;
 - iii) Major accounting entries involving estimates based on the exercise of judgment by management;
 - iv) Significant adjustments made in the financial statements arising out of audit findings;
 - v) Compliance with legal requirements relating to financial statements;
 - vi) Disclosure of any related party transactions;
 - vii) Qualifications in the draft audit report and
 - viii) The management discussion and analysis of financial condition and results of operations.
- e) Reviewing, with the management, the quarterly financial statements before submission to the Board for approval.
- f) Reviewing with the management, performance of internal auditors and adequacy of the internal control systems.



- g) Reviewing the adequacy of internal audit function, if any including the structure of the Internal Audit Department, staffing and seniority of the official heading the department, reporting structure coverage and frequency of internal audit and the information regarding appointment and / or removal of Internal Auditor.
- h) Discussion with internal auditor and/or auditors any significant findings and follow up thereon.
- i) Reviewing the findings of any internal investigations by the internal auditors / auditors / agencies into matters where there is suspected fraud or irregularity or a failure of internal control system of a material nature and reporting the matter to the Board.
- j) Discussion with statutory auditors before the audit commences, about the nature and scope of audit as well as post-audit discussion to ascertain any area of concern.
- k) Looking into the reasons for substantial default in the payment to the depositors, debenture holders, shareholders (in case of non-payment of declared dividends) and creditors.
- l) Reviewing the functioning of the Whistle Blower Mechanism.
- m) Reviewing the follow up action on the audit observations of the C&AG audit.
- n) Any difficulties encountered during audit work including any restrictions on the scope of activities or access to required information.
- o) Reviewing the follow up action taken on the recommendations of Committee on Public Undertakings (COPU) of the Parliament.

Composition:

As on 31st March, 2025, the Audit Committee comprised of two (02) Part-Time Official Directors viz. Ms. Santosh, Deputy Director General, Ministry of Coal and Shri Mukesh Agrawal, Director (Finance), CIL and two (02) Functional Directors viz. Shri Niladri Roy, Director (Technical) Operations and Shri Gunjan Kumar Sinha, Director (Human Resources).

Shri Shiv Narayan Pandey, Part-time Non-Official Director, was the Chairman of Audit Committee till 31.10.2024 and thereafter, Ms. Santosh, Part-Time Official Director of ECL, was the Chairperson of the Committee during the year.

Director (Finance) and HoD (Internal Audit) are the permanent invitee to the Audit Committee and Company Secretary is Secretary to the Committee.

Eight (08) meetings of the Audit Committee were held during the financial year 2024-25 on 20.04.2024, 24.05.2024, 20.07.2024, 17.08.2024, 24.09.2024, 17.10.2024, 14.01.2025 and 06.03.2025. Details of number of Audit Committee meetings attended by each of the members during the year are as under:

Sl. No.	Members	Meeting held during respective tenure of members	No. of Meetings attended
1.	Shri Shiv Narayan Pandey	6	6
2.	Shri Manik Chandra Pandit	6	6
3.	Ms. Santosh	2	2
4.	Shri Mukesh Agrawal	8	8
5.	Shri Shiv Tapasya Paswan	6	5
6.	Ms. Ahuti Swain	4	4
7.	Shri Nilendu Kumar Singh	1	1
8.	Shri Niladri Roy	8	8
9.	Shri Gunjan Kumar Sinha	1	1



[B] Committee for Evaluation, Appraisal and Approval of Projects:

In the 246th meeting of the Board, a Committee for Evaluation, Appraisal and Approval of Projects was constituted. As on 31st March, 2025, the Committee for Evaluation, Appraisal and Approval of Projects consisted of two (02) Part-Time Official Directors, viz. Ms. Santosh, Deputy Director General, Ministry of Coal and Shri Mukesh Agrawal, Director (Finance), CIL; and three (03) Functional Directors viz. Md. Anzar Alam, Director (Finance); Shri Niladri Roy, Director (Technical) Operations and Shri Gunjan Kumar Sinha, Director (Human Resources).

Shri Manik Chandra Pandit, Director, MoC and Part-Time Official Director of ECL was the Chairman of the Committee for Evaluation, Appraisal and Approval of Projects till 31.12.2024 and thereafter, Ms. Santosh was the Chairperson of the Committee during the year.

Company Secretary is Secretary to the Committee and General Manager (P&P) is the Nodal Officer for this Committee.

Four (04) meetings of the Evaluation, Appraisal and Approval of Projects were held during the financial year 2024-25 on 10.07.2024, 17.08.2024, 23.12.2024 and 06.03.2025 Details of number of Evaluation, Appraisal and Approval of Projects meetings attended by each of the members during the year are as under:

Sl. No.	Members	Meeting held during respective tenure of members	No. of Meetings attended
1.	Ms. Santosh	1	1
2.	Shri Manik Chandra Pandit	3	3
3.	Shri Mukesh Agrawal	4	3
4.	Shri Shiv Narayan Pandey	2	2
5.	Shri Shiv Tapasya Paswan	2	2
6.	Md. Anzar Alam	4	4
7.	Ms. Ahuti Swain	2	2
8.	Shri Niladri Roy	4	4
9.	Shri Gunjan Kumar Sinha	1	1

[C] Committee on C.S.R.:

In the 261st meeting of the ECL Board, CSR Sub-Committee was constituted. As on 31st March, 2025 the Committee consisted of one (01) Part-Time Official Director, viz. Ms. Santosh, Deputy Director General, Ministry of Coal and three (03) Functional Directors viz. Md. Anzar Alam, Director (Finance); Shri Niladri Roy, Director (Technical) Operations and Shri Gunjan Kumar Sinha, Director (Human Resources).

Shri Shiv Tapasya Paswan, Part-Time Non-Official Director, was the Chairperson of the CSR Sub-Committee till 31.10.2024 and thereafter Ms. Santosh was the Chairperson of the Committee during the year.

Company Secretary is Secretary to the Committee and GM (CSR&Welfare) is the Nodal Officer for this Committee.

During the year 2024-25, five (05) meetings of the Committee on C.S.R. were held i.e. on 20.04.2024, 10.07.2024, 17.08.2024, 23.09.2024 and 06.03.2025. The details of members and their attendance at meetings are given below:

Sl. No	Members	Meeting held during respective tenure of members	No. of Meetings attended
1.	Ms. Santosh	1	1
2.	Shri Shiv Narayan Pandey	4	4
3.	Shri Shiv Tapasya Paswan	4	4



Sl. No	Members	Meeting held during respective tenure of members	No. of Meetings attended
4.	Md. Anzar Alam	5	5
5.	Ms. Ahuti Swain	3	3
6.	Shri Nilendu Kumar Singh	1	1
7.	Shri Niladri Roy	5	5
8.	Shri Gunjan Kumar Sinha	1	1

[D] Risk Management Committee:

In the 291st meeting of the ECL Board, Risk Management Committee was constituted. As on 31st March, 2025, the Committee consisted of one (01) Part-Time Official Director, viz. Ms. Santosh, Deputy Director General, Ministry of Coal and three (03) Functional Directors viz. Md. Anzar Alam, Director (Finance); Shri Niladri Roy, Director (Technical) Operations and Shri Gunjan Kumar Sinha, Director (Human Resources).

Shri Shiv Narayan Pandey, Part-time Non-Official Director, was the Chairman of the Committee for Risk Management till 31.12.2024 and thereafter, Ms. Santosh was the Chairperson of the Committee during the year.

Company Secretary is Secretary to the Committee and General Manager (P&P) is the Nodal Officer for this Committee.

During the year 2024-25, one (01) meetings of the Risk Management Committee were held i.e. on 19.07.2024. The details of members and their attendance at meetings are as under:

Sl. No	Members	Meeting held during respective tenure of members	No. of Meetings attended
1.	Shri Shiv Narayan Pandey	1	1
2.	Shri Shiv Tapasya Paswan	1	1
3.	Md. Anzar Alam	1	0
4.	Ms. Ahuti Swain	1	1
5.	Shri Niladri Roy	1	1

[E] Statutory Auditors:

Under Section 139 of the Companies Act, 2013 the following Chartered Accountants Firms were appointed by the Comptroller and Auditor General of India for conducting audit of the financial accounts of the company for the year 2024-25:

Statutory Auditors:

1. M/s. K A S G & Co., 2nd Floor, Shree Laxmi Complex, Shastri Nagar, Dhanbad, Jharkhand-826001

Branch Auditors:

2. M/s. S Guha & Associates, 16/1 Girish Vidya Ratna Lane, Kolkata-700009, West Bengal
3. M/s. Sudipta Ghosh & Co, 135/New No. 38/ Town Hall Para, Burdwan- 713101, West Bengal
4. M/s. Aich Ray Das & Chattopadhyay, Room No- I, 3rd Floor, ICICI Bank Building, 399, G.T. Road, Burdwan-713101, West Bengal.
5. M/s. PNP & Co., Kamalpur Plot Near Old Electricity Office, Benachity, Durgapur-713213, West Bengal
6. M/s. S K Naredi & Co., Park Mansions Block 1, Room No. 5, 3rd Floor, 57A Park Street, Kolkata-700016, West Bengal.



[F] Annual General Meeting:

Particulars of Annual General Meeting of Shareholders of the company held during last 3 years were as under:

Year	Date, Time and Place	Attendance	Special Resolution, if any
2021-22 (* (Note-1)	29.07.2022 09.45 A.M. Sanctoria	Shri A.P. Panda- Chairman-cum-Mg. Director, ECL; Shri B. Veera Reddy- Director (Technical), CIL (Through Video Conferencing); Shri M. Viswanathan- Company Secretary, CIL, Representative of CIL (Through Video Conferencing); Shri Shiv Narayan Pandey- Part Time Non-Official Director, ECL, Chairman of Audit Committee and Risk Management Committee of ECL (Through Video Conferencing); Shri Jaiprakash Gupta- Director (Technical) Projects & Planning, ECL; Shri S.K. Somani- CFO & GM (Finance), ECL; Shri D.K. Nayak- TS to CMD, ECL; Shri Sudip Dasgupta- Chief Manager (Finance), ECL; M/s. G.P. Agarwal & Co.- Statutory Auditors (Through Video Conferencing); M/s. R.J. Goel & Co.- Cost Auditors (Through Video Conferencing); M/s. J.K. Das & Associates- Secretarial Auditors (Through Video Conferencing)	-
2022-23	11.07.2023 11.00 A.M. Sanctoria	Shri A.P. Panda- Chairman-cum-Mg. Director, ECL; Shri P.M. Prasad- Chairman, CIL (Through Video Conferencing) Shri B. Veera Reddy- Director (Technical), CIL (Through Video Conferencing); Shri B.P. Dubey- Company Secretary, CIL, Representative of CIL (Through Video Conferencing); Shri Shiv Narayan Pandey- Part Time Non-Official Director, ECL, Chairman of Audit Committee (Through Video Conferencing); Smt. Dharmshila Gupta - Part Time Non-Official Director, ECL, Chairman of Risk Management Committee of ECL (Through Video Conferencing) Shri Shiv Tapasya Paswan- Part Time Non-Official Director, ECL, Chairman of C.S.R. of ECL (Through Video Conferencing) Shri Anzar Alam- Director (Finance) & CFO, ECL; Shri Nilendu Kumar Singh- Director (Technical) Projects & Planning, ECL; Shri Niladri Roy Director (Technical) Operations, ECL; Shri Madan Mohan Kumar- TS to CMD, ECL; Shri Anand Pratap Singh- GM (Finance), ECL; M/s. N.C Banerjee & Co.- Statutory Auditors (Through Video Conferencing); M/s. R.J. Goel & Co.- Cost Auditors (Through Video Conferencing); M/s. Mehta & Mehta- Secretarial Auditors (Through Video Conferencing)	-
2023-24	01.08.2024 11.00 A.M. Sanctoria	Shri Samiran Dutta, Chairman-cum-Mg. Director (Additional Charge), ECL (Through Video Conferencing); Shri P.M. Prasad, Chairman, CIL (Through Video Conferencing); Shri Mukesh Agrawal, Director (Finance), CIL (Through Video Conferencing); Shri B.P. Dubey, Company Secretary, CIL, Representative of CIL (Through Video Conferencing); Shri Manik Chandra Pandit, Part-time Official Director, ECL, Chairman of EAAP Committee (Through Video Conferencing); Shri Shiv Narayan Pandey, Part-time Non-official Director, ECL, Chairman of Audit Committee and Risk Management Committee (Through Video Conferencing); Shri Shiv Tapasya Paswan, Part-time Non-official Director, ECL, Chairman of CSR Sub-Committee of ECL (Through Video Conferencing); Shri Anzar Alam, Director (Finance) & CFO, ECL; Smt. Ahuti Swain, Director (Personnel), ECL; Shri Niladri Roy, Director (Technical) Operations & Director (Technical) Projects & Planning (Additional Charge), ECL; M/s. Roy Ghosh & Associates., Statutory Auditors (Through Video Conferencing); M/s. K.G. Goyal & Associates, Cost Auditors (Through Video Conferencing); M/s. Mehta & Mehta, Secretarial Auditors (Through Video Conferencing)	



* **Note-1:** In view of the extraordinary circumstances due to the Pandemic caused by COVID-19 prevailing in the Country, in accordance of the provisions of Section-108 of the Companies Act, 2013 read with Rule-18 of the Companies (Management and Administration) Rules, 2014 and with General Circular Ref. No. 14/2020, dated 8th April, 2020, General Circular Ref. No. 17/2020 dated 13th April, 2020 and General Circular Ref. No. 17/2020 dated 5th May, 2020 respectively issued by Ministry of Corporate Affairs, Government of India (including any statutory modification or re-enactment thereof for the time being in force) and other applicable laws and regulations, Shareholders, Directors and Auditors including Secretarial Auditor of Eastern Coalfields Limited were entitled to attend and/or vote at the meeting may also attend and/or vote at the meeting through Video Conferencing (VC) or Other Audio Visual Means(OAVM), to convey their assent or dissent only at such stage on items considered in the meeting by sending e-mails to companysecretary.ecl@coalindia.in. The facility of appointment of proxies by members was not available. However, in pursuance of Sections 112 and 113 of the Companies Act, 2013 representatives of the members may be appointed for participation and voting through Video Conferencing (VC) or Other Audio-Visual Means (OAVM). For attending meeting through Video Conferencing (VC) or Other Audio-Visual Means (OAVM), link was provided from the company's authorized mail id well in advance and the facility for joining the meeting was kept open 15 minutes before the scheduled time to start the meeting and closed 15 minutes after the scheduled time of the meeting.

No Special Resolution was passed through postal ballot at any of the General Meetings of the members held during the above three years.

4. DISCLOSURES:

(a) Related Party Transactions:

As per the disclosures given by the Directors of the company there was no related party transaction that has potential conflict with the interest of the company at large.

(b) Code of Conduct for Directors and Senior Executives:

The Code of Conduct for Directors and Senior Executives was approved by the Board of Directors of the company in its 214th Meeting held on 15th October, 2007. This was circulated to the Directors and senior executives and obtained their affirmation. It was also uploaded on the website of the company www.easterncoal.nic.in

(c) Accounting Treatment:

The financial statements are prepared in accordance with applicable mandatory Accounting Standards and relevant presentational requirements of the Companies Act, 2013.

(d) Risk Management, Fraud Prevention and Identification:

Risk Assessment and Mitigation Policy has been approved by the ECL Board in its 257th Meeting held on 05.11.2012. The Risk Management Committee in its 2nd meeting held on 13.03.2019 in Kolkata reviewed the 'Risks that Matters' to the company and appointed HoD (Project & Planning) as the Chief Risk Officer. During the year 2024-25, one (01) meetings of the Risk Management Committee were held and risk associated with different departments and mines have been prepared and analyzed. Regular monitoring of the Risks associated with the business is done.

(e) CEO/CFO Certification:

A certificate duly signed by Md. Anzar Alam, Director (Finance), ECL and Shri Satish Jha, Chairman-cum-Mg. Director, ECL was placed in the 383rd Board Meeting is annexed to the Corporate Governance Report as **Annexure-C**.

(f) Compliance with applicable laws:

During the Financial Year 2024-25, as per the declaration given by HoD (Personnel/Legal), ECL, all the laws applicable to the company has been complied with.



5. Means of Communications:

Annual Report, Operational and Financial Performance of the company are uploaded in company's website www.easterncoal.nic.in

Apart from Annual Accounts, Quarterly review of Accounts is also conducted by the Statutory Auditors of the company.

6. Implementation of Digital Board Solution Software:

Eastern Coalfields Limited became the first subsidiary of Coal India Limited to adopt Digital Board Solution Software w.e.f. 1st June, 2024. Digital Board Solution Software is a game-changer for the Company, enabling it to streamline Board operations, ensure compliance and enhance collaboration in a secure, efficient manner. By automating administrative tasks, enhancing transparency and mitigating risks, Digital Board Solution Software empowered the Company to focus on strategic governance responsibilities. The software also ensured balanced functionality, security, usability and cost effectiveness while ensuring alignment with organizational needs. It replaced manual, paper-based systems with tools for meeting management, document sharing, collaboration, and compliance tracking, enabling the Company to perform more efficiently and securely. As technology advances, adopting these solutions will become increasingly critical for maintaining robust corporate governance in a digital-first world.

7. Audit Qualifications:

It is always the company's endeavour to present an unqualified financial statement. Management reply to the statutory auditors' observations on the accounts of the company for the year ended 31st March, 2025 are furnished as an Annexure to Board's Report. Comments of the Comptroller and Auditor General of India under section 143(6) of the Companies Act, 2013 on the Accounts of Eastern Coalfields Limited for the year ended 31st March, 2025 are also given in the Annual Report.

8. Training of Board Members:

The Functional Directors are the heads of the respective functional areas by virtue of their possessing the requisite expertise and experience. They are aware of the business model of the company as well as the risk profile of the company's business. The Part-time Directors are also fully aware of the company's business model.

9. Shareholding pattern of the Company:

100% shares of the company are being held by Coal India Limited.

10. Whistle Blower Policy:

Your company promotes ethical behavior in all its business activities. The Board has put in place mechanism of reporting illegal or unethical behavior. Employees are free to report violation of laws, rules, fraud or unethical conduct to the Competent Authority. The reports received from any employee will be reviewed by the Screening Committee. The management personnel are obligated to maintain confidentiality of such reporting and ensure that the whistle blowers are not subjected to any discriminatory practices.

The Board of your company had accorded its approval in its 218th Meeting held on 27th March, 2008 to sign a MoU with M/s. Transparency International in line with the MoU entered into by CIL for implementation of Integrity Pact and the same was carried out.

11. Insider Trading Policy:

Amended Insider Trading Policy of Coal India Limited (CIL) was communicated by Coal India on 16th March, 2020. According to this policy, no insider shall communicate or allow any access to any Unpublished Price Sensitive Information (UPSI) relating to the company or securities listed to any person including other insiders except where such communication is in furtherance of legitimate purposes, performance of duties or discharge of legal obligations. Apart from this, Trading Window is to be closed from the end of every quarter for declaration of financial results till 48 hours after the declaration of Financial Results. Hence, Trading Window is closed from the last Monday of every quarter till 48 hours after the declaration of Financial Results. In case if the Monday happened to be a holiday, it is



closed from the next working day. This is communicated by Company Secretary from time to time which has to be adhered to by all designated employees.

CIL also directed that the designated persons are required to disclose his/her name, Permanent Account Number (PAN) or any other identifier authorized by law and details of the immediate relatives of the designated person(s) and any other person(s) with whom such designated person(s) shares a material financial relationship to the company on an annual basis and as and when the information changes. The company is maintaining a Structured Digital Database with adequate internal control and checks such as time stamping and audit trails. Accordingly, all the designated persons of the company have completed the self-declaration process in CIL's prevention of Insider Trading Platform along with the relevant details as directed by CIL.

12. During 2024-25, no person has been prevented from direct access to the Chairperson of the Audit Committee.
13. The date of submission to DPE of completed data-sheet for PE Survey was 30.07.2024.



Eastern Coalfields Limited has been awarded with the Best Corporate Governance Award at the 15th India Corporate Governance & Sustainability Vision Summit held in New Delhi on 12th March, 2025



ईस्टर्न कोलफील्ड्स लिमिटेड
Eastern Coalfields Limited
(कोल इंडिया की एक अनुषंगी)
(A Subsidiary of Coal India Limited)
(भारत सरकार का एक उपक्रम)
(A Govt. of India Undertaking)

Annexure-C

CEO AND CFO CERTIFICATION

To
The Board of Directors
Eastern Coalfields Limited

The Financial Statements of Eastern Coalfields Limited (ECL) for the year ended 31st March 2025 are placed herewith before the Board of Directors for their consideration and adoption.

Based on the certifications by General Managers and Area Finance Managers of respective Areas/Units regarding their reviewed Financial Statements for the year ended 31st March 2025, we, Satish Jha, Chairman-cum-Managing Director & CEO, ECL and Md. Anzar Alam, Director (Finance) & CFO, ECL, responsible for the finance function certify that:

We have reviewed the Financial Statements of the Company for the year ended 31st March 2025 and that to the best of our knowledge and belief:

- These statements do not contain any materially untrue statement or omit any material fact or contain statements that might be misleading;
- These statements together present a true and fair view of the company's affairs and are in compliance with existing accounting standards, applicable laws and regulations.

To the best of our knowledge and belief, no transactions entered into by the company during the year ended 31st March 2025 are fraudulent, illegal or violative of the company's code of conduct.

We accept responsibility for establishing and maintaining internal controls for financial reporting and we have evaluated the effectiveness of internal control systems of the company pertaining to financial reporting and we have disclosed to the auditors and the Audit Committee, deficiencies in the design or operation of such internal controls, if any, of which they are aware and the steps they have taken or propose to take to rectify these deficiencies.

पंजीकृत कार्यालय / Regd. Office

साकतोडिया, पो०-डिसेरगढ़, जिला : पश्चिम बर्द्धमान (प०ब०), पिन-713333 • Sanctoria, P.O. Dishergarh, Dist. Paschim Bardhaman (W.B.), PIN-713333

दूरभाष / Phone : 0341-2520545, फैक्स / Fax : 0341-2523574, ई-मेल/E-mail : cmd.ecl@coalindia.in

सीआईएन/CIN : U10101WB1975GO1030295, वेबसाइट/Website : www.easterncoal.nic.in



We have indicated to the auditors and the Audit Committee that:

- i. There has not been any significant changes in internal control over financial reporting during the period under reference;
- ii. There has not been any significant change in material accounting policies during the years;
- iii. We have not become aware of any instance of significant fraud with involvement therein of the management or an employee having a significant role in the company's internal control system over financial reporting.

Director (Finance) & CFO
Eastern Coalfields Limited
DIN-09743117

Chairman-cum-Managing Director & CEO
Eastern Coalfields Limited
DIN-10299809

Date: 15th April, 2025

Place: Kolkata

पंजीकृत कार्यालय / Regd. Office

साकतोडिया, पो०-डिसेरगढ़, जिला : पश्चिम बर्द्धमान (प०ब०), पिन-713333 • Sanctoria, P.O. Dishergarh, Dist. Paschim Bardhaman (W.B.), PIN-713333

दूरभाष / Phone : 0341-2520545, फैक्स / Fax : 0341-2523574, ई-मेल/E-mail : cmd.ecl.cil@coalindia.in

सीआईएन/CIN : U10101WB1975GO1030295, वेबसाइट/Website : www.easterncoal.nic.in



Mehta & Mehta

COMPANY SECRETARIES

INFINITY BENCHMARK, 18TH FLOOR, ROOM NO. 105, STREET NO. 25, GP BLOCK, SECTOR-5,
BIDHANNAGAR, KOLKATA- 700091

Tel: +91 9867771580 • Email: raveena@mehta-mehta.com • Visit Us: www.mehta-mehta.com

CERTIFICATE ON COMPLIANCE WITH DPE GUIDELINES ON CORPORATE GOVERNANCE

THE MEMBERS OF EASTERN COALFIELDS LIMITED

1. We M/s Mehta & Mehta, Practicing Company Secretaries, have examined the compliance of DPE Guidelines on Corporate Governance of **Eastern Coalfields Limited** (hereinafter called as "Company") for the year ended 31st March, 2025, as stipulated in Guidelines on Corporate Governance for Central Public Sector Enterprises (CPSEs) dated 14.05.2010 (here in after referred to as "DPE Guidelines").

Managements' Responsibility

2. The compliance of conditions of DPE Guidelines on Corporate Governance is the responsibility of the Management. This responsibility includes the design, implementation and maintenance of internal control and procedures to ensure the compliance with the conditions of the Corporate Governance stipulated in the DPE Guidelines.

Auditor's Responsibility

3. Our responsibility is limited to examining the procedures and implementation thereof, adopted by the Company for ensuring compliance with the conditions of the Corporate Governance. It is neither an audit nor an expression of opinion on the financial statements of the Company.
4. We have examined the books of accounts and other relevant records and documents maintained by the Company for the purposes of providing reasonable assurance on the compliance with Corporate Governance requirements by the Company.
5. We have carried out an examination of the relevant records of the Company in accordance with CSAS-1-Auditing Standard on Audit Engagement issued by the Institute of Company Secretaries of India (the ICSI).

Opinion

6. Based on our examination of the relevant records and according to the information and explanations provided to us and the representation provided by the Management, we certify that the Company has complied with the conditions of Corporate Governance as stipulated in DPE Guidelines during the year ended 31st March, 2025 subject to the following:
 - i. The number of Functional Directors and total members of the Board of Directors of the Company as on 31st March, 2025 were five and eight respectively. The number of Functional Directors **was more than** 50% of the actual strength



Mehta & Mehta

COMPANY SECRETARIES

INFINITY BENCHMARK, 18TH FLOOR, ROOM NO. 105 STREET NO. 25, GP BLOCK, SECTOR-5,
BIDHANNAGAR, KOLKATA- 700091

Tel +91 9867771580 • Email raveena@mehta-mehta.com • Visit Us www.mehta-mehta.com

of the Board and as per para 3.1.2 of Chapter 3 of DPE Guidelines "The number of Functional Directors (including CMD/MD) **should not exceed** 50% of the actual strength of the Board.

- ii. The number of Independent Directors and total members of the Board of Directors of the Company as on 31st March, 2025 were one and eight respectively. The number of Independent Directors **was not** one-third of the Board Members and as per para 3.1.4 of Chapter 3 of DPE Guidelines as applicable to the Company, the number of Independent Directors should be **at least one-third** of the Board Members i.e. 3 (1/3 of 8).
- iii. The Audit Committee of the Company is having one Independent Director out of total six members as on 31st March, 2025, whereas as per para 4.1.1 of Chapter 4 of DPE Guidelines "The Audit Committee shall have minimum three Directors as members. Two-third of the members of audit committee shall be Independent Directors.
- iv. The Remuneration Committee of the Company was not constituted as on 31st March, 2025, whereas per para 5.1 of Chapter 5 of DPE Guidelines "Each CPSE shall constitute a Remuneration Committee comprising of at least three Directors, all of whom should be part-time Directors (i.e. Nominee Directors or Independent Directors). The Committee should be headed by an Independent Director.

7. Disclosure:

We state that such compliance is neither an assurance as to the future viability of the Company nor the efficiency or effectiveness with which the Management has conducted the affairs of the Company.

For **Mehta & Mehta,**
Company Secretaries
(ICSI Unique Code P1996MH007500)

Raveena Dugar Agarwal
Partner
ACS No: 51836
CP No.: 26055

Place: Kolkata
Date: 27.06.2025



Mehta & Mehta

COMPANY SECRETARIES

INFINITY BENCHMARK, 18TH FLOOR, ROOM NO. 105, STREET NO. 25, GP BLOCK, SECTOR-5,
BIDHANNAGAR, KOLKATA- 700091

Tel: +91 9867771580 • Email: raveena@mehta-mehta.com • Visit Us: www.mehta-mehta.com

FORM MR-3 SECRETARIAL AUDIT REPORT

FOR THE FINANCIAL YEAR ENDED 31st MARCH, 2025

{Pursuant to Section 204(1) of the Companies Act, 2013 and rule 9 of the Companies
(Appointment and Remuneration of Managerial Personnel) Rules, 2014}

To,
The Members,
EASTERN COALFIELDS LIMITED,
CMDs Office, Sanctoria,
P.O. – Dishergarh,
Dist. – Paschim Bardhaman,
West Bengal, Pin-713333

We have conducted the secretarial audit of the compliance of applicable statutory provisions and the adherence to good corporate practices by **Eastern Coalfields Limited** (hereinafter called “the Company”). Secretarial audit was conducted in a manner that provided us a reasonable basis for evaluating the corporate conduct /statutory compliance and expressing our opinion thereon.

Based on our verification of the Company’s books, papers, minutes books, forms and returns filed and other records maintained by the Company and also the information provided by the Company, its officers, agents and authorized representatives during the conduct of secretarial audit, we hereby report that in our opinion, the Company has, during the audit period covering the financial year ended on March 31, 2025, complied with the statutory provisions listed here under and also that the Company has proper Board processes and compliance mechanism in place to the extent, in the manner and subject to the reporting made hereinafter:

We have examined the books, papers, minute books, forms and returns filed and other records maintained by the Company for the financial year ended on March 31, 2025, according to the provisions of:

- (i) The Companies Act, 2013 (“the Act”) and the rules made thereunder;
- (ii) The Securities Contracts (Regulation) Act, 1956 (“SCRA”) and the rules made there under **(during the period under review not applicable to the company);**



Mehta & Mehta

COMPANY SECRETARIES

INFINITY BENCHMARK, 18TH FLOOR, ROOM NO. 105 STREET NO. 25, GP BLOCK, SECTOR-5,
BIDHANNAGAR, KOLKATA- 700091

Tel +91 9867771580 • Email raveena@mehta-mehta.com • Visit Us www.mehta-mehta.com

- (iii) The Depositories Act, 1996 and the Regulations and Bye-laws Framed there under; **(during the period under review not applicable to the company);**
- (iv) Foreign Exchange Management Act, 1999 and the rules and regulations made thereunder to the extent of Foreign Direct Investment,
- (v) The following Regulations and Guidelines prescribed under the Securities and Exchange Board of India Act, 1992 ('SEBI Act'):-
 - (a) The Securities and Exchange Board of India (Substantial Acquisition of Shares and Takeovers) Regulations, 2011 **(during the period under review not applicable to the company);**
 - (b) The Securities and Exchange Board of India (Prohibition of Insider Trading) Regulations, 2015;
 - (c) The Securities and Exchange Board of India (Issue of Capital and Disclosure Requirements) Regulations, 2018 **(during the period under review not applicable to the company);**
 - (d) The Securities and Exchange Board of India (Issue and Listing of Non-Convertible Securities) Regulations, 2021 **(during the period under review not applicable to the company);**
 - (e) The Securities and Exchange Board of India (Share Based Employee Benefits and Sweat Equity) Regulations, 2021 **(during the period under review not applicable to the company);**
 - (f) The Securities and Exchange Board of India (Registrars to an Issue and Share Transfer Agents) Regulations, 1993 regarding the Companies Act and dealing with client **(during the period under review not applicable to the Company);**
 - (g) The Securities and Exchange Board of India (Delisting of Equity Shares) Regulations, 2021 **(during the period under review not applicable to the Company);**
 - (h) The Securities and Exchange Board of India (Buyback of Securities) Regulations, 2018 **(during the period under review not applicable to the Company);**

We have examined compliance with the applicable clauses of the following:

- (i) Secretarial Standards issued by the Institute of Company Secretaries of India;
- (ii) Securities and Exchange Board of India (Listing Obligations and Disclosure Requirements) Regulations, 2015 **(during the period under review not applicable to the Company);**



Mehta & Mehta

COMPANY SECRETARIES

INFINITY BENCHMARK, 18TH FLOOR, ROOM NO. 105, STREET NO. 25, GP BLOCK, SECTOR-5,
BIDHANNAGAR, KOLKATA- 700091

Tel: +91 9867771580 • Email: raveena@mehta-mehta.com • Visit Us: www.mehta-mehta.com

- (iii) Guidelines on Corporate Governance for Central Public Sector Enterprises, 2019 as issued and amended by the Department of Public Enterprises, Government of India ('DPE Guidelines');
- (iv) Other laws specifically applicable to the Company namely :
- a) The Coal Mines Act, 1952
 - b) Indian Explosives Act, 1884
 - c) Colliery Control Order, 2000 and Colliery Control Rules, 2004
 - d) The Coal Mines Regulations, 2017
 - e) The Payment of Wages (Mines) Rules, 1956
 - f) Coal Mines Pension Scheme, 1998
 - g) Coal Mines Conservation and Development Act, 1974
 - h) The Mines Vocational Training Rules, 1966
 - i) The Mines Creche Rules, 1961
 - j) The Mines Rescue Rules, 1985
 - k) Coal Mines Pithead Bath Rules, 1946
 - l) Maternity Benefit (Mines and Circus) Rules, 1963
 - m) The Explosives Rules, 2008
 - n) Mineral Concession Rules, 2021
 - o) Coal Mines Provident Fund and Miscellaneous Provisions Act, 1948
 - p) Mines and Minerals (Development and Regulation) Act, 1957
 - q) The Payment of Undisbursed Wages (Mines) Rules, 1989
 - r) Indian Electricity Act, 2003 and the Indian Electricity Rules, 1956



Mehta & Mehta

COMPANY SECRETARIES

INFINITY BENCHMARK, 18TH FLOOR, ROOM NO. 105 STREET NO. 25, GP BLOCK, SECTOR-5,
BIDHANNAGAR, KOLKATA- 700091

Tel +91 9867771580 • Email raveena@mehta-mehta.com • Visit Us www.mehta-mehta.com

- s) Environment Protection Act, 1986 and Environment Protection Rules, 1986
- t) The Hazardous and Other Wastes (Management and Transboundary Movement) Rules, 2016
- u) The Water (Prevention & Control of Pollution) Act, 1974 and Rules made thereunder
- v) The Air (Prevention & Control of Pollution) Act, 1981
- w) Public Liability Insurance Act, 1991 and Rules made thereunder.

During the period under review the Company has complied with the provisions of Act, Rules, Regulations, Guidelines etc.

We further report that:

During the Audit Period, the Company has complied with the provisions of the Act, Rules, Regulations, Guidelines, etc. mentioned above except to the extent as mentioned below:

- 1) ***The Company did not have the requisite number of Independent Directors on the Board of the Company for the period November 2024 to March 2025 as required under Section 149(4) of the Act and the Clause 3.1.2 of DPE Guidelines on Corporate Governance for Central Public Sector Enterprise (CPSE) issued by the Department of Public Enterprises (DPE) during the period under review.***
- 2) ***The Audit Committee did not have requisite number of Independent Directors for the period November 2024 to March 2025 as required under Clause 4.1.1 and Clause 4.4 of the DPE Guidelines on Corporate Governance for CPSE, during the period under review.***

We further report that all the changes in the composition of the Board of Directors during the Audit Period, except the aforesaid, were made in due compliance of the various provisions of the Act and DPE Guidelines on Corporate Governance for CPSE.

Adequate notices are given to all Directors to schedule the Board / Committee Meetings, agenda and detailed notes on agenda were sent at least seven days in advance and a system exists for seeking and obtaining further information and clarifications on the agenda items before the meeting and for meaningful participation at the meeting.

Majority decision is carried through while the dissenting members' views are captured and recorded as part of the minutes.

**ECL**

EASTERN COALFIELDS LIMITED



Mehta & Mehta

COMPANY SECRETARIESINFINITY BENCHMARK, 18TH FLOOR, ROOM NO. 105, STREET NO. 25, GP BLOCK, SECTOR-5,
BIDHANNAGAR, KOLKATA- 700091Tel: +91 9867771580 • Email: raveena@mehta-mehta.com • Visit Us: www.mehta-mehta.com

We further report that there are adequate systems and processes in the company commensurate with the size and operations of the company to monitor and ensure compliance with applicable laws, rules, regulations and guidelines.

We further report that during the audit period the Company did not had any specific event, having a major bearing on the Company's affairs in pursuance of the above referred laws, rules, regulations, guidelines, standards, etc.

For **Mehta & Mehta,****Company Secretaries****(ICSI Unique Code P1996MH007500)****Raveena Dugar Agarwal****Partner****ACS No: 51836****CP No: 26055****UDIN:****PR No.: 3686/2023****Place: Kolkata****Date: 27.06.2025**

Note: This report is to be read with our letter of even date which is annexed as 'ANNEXURE A' and forms an integral part of this report.

HEAD. OFFICE : 201-206, Shiv Smrta, 2nd Floor, 4th/A, Dr. Annie Besant Road, Above Corporation Bank, Worli, Mumbai-400 018
Tel. +91-22-6611 9696 • E-mail: info@mehta-mehta.com • Visit us: www.mehta-mehta.com



Mehta & Mehta

COMPANY SECRETARIES

INFINITY BENCHMARK, 18TH FLOOR, ROOM NO. 105 STREET NO. 25, GP BLOCK, SECTOR-5,
BIDHANNAGAR, KOLKATA- 700091

Tel +91 9867771580 • Email raveena@mehta-mehta.com • Visit Us www.mehta-mehta.com

Annexure A

To,

The Members,

EASTERN COALFIELDS LIMITED,

CMDs Office, Sanctoria,

P.O. – Dishergarh,

Dist. – Paschim Bardhaman,

Pin-713333, West Bengal

Our report of even date is to be read along with this letter.

- 1) Maintenance of secretarial record is the responsibility of the management of the Company. Our responsibility is to express an opinion on these secretarial records based on our audit.
- 2) We have followed the audit practices and processes as were appropriate to obtain reasonable assurance about the correctness of the contents of the secretarial records. The verification was done on test basis to ensure that correct facts are reflected in secretarial records. We believe that the processes and practices we followed provide a reasonable basis for our opinion.
- 3) We have not verified the correctness and appropriateness of financial records and Books of Accounts of the Company.
- 4) Wherever required, we have obtained the Management representation about the compliance of laws, rules and regulations and happening of events etc.
- 5) The compliance of the provisions of corporate laws, rules, regulations, standards is the responsibility of management. Our examination was limited to the verification of procedures on test basis.
- 6) As regard the books, papers, forms, reports and returns filed by the Company under the provisions referred to in our Secretarial Audit Report in Form MR-3 the adherence and compliance to the requirements of the said regulations

**ECL**

EASTERN COALFIELDS LIMITED



Mehta & Mehta

COMPANY SECRETARIESINFINITY BENCHMARK, 18TH FLOOR, ROOM NO. 105, STREET NO. 25, GP BLOCK, SECTOR-5,
BIDHANNAGAR, KOLKATA- 700091Tel: +91 9867771580 • Email: raveena@mehta-mehta.com • Visit Us: www.mehta-mehta.com

is the responsibility of management. Our examination was limited to checking the execution and timeliness of the filing of various forms, reports, returns and documents that need to be filed by the Company with various authorities under the said regulations. We have not verified the correctness and coverage of the contents of such forms, reports, returns and documents.

- 7) The secretarial audit report is neither an assurance as to the future viability of the Company nor of the efficacy or effectiveness with which the management has conducted the affairs of the Company.

For **Mehta & Mehta,****Company Secretaries****(ICSI Unique Code P1996MH007500)****Raveena Dugar Agarwal****Partner****ACS No: 51836****CP No: 26055****UDIN:****PR No.: 3686/2023****Place: Kolkata****Date: 27.06.2025**

HEAD. OFFICE : 201-206, Shiv Smntr, 2nd Floor, 4/A, Dr. Annie Besant Road, Above Corporation Bank, Worli, Mumbai-400 018
Tel. +91-22-6611 9696 • E-mail: info@mehta-mehta.com • Visit us: www.mehta-mehta.com



ईस्टर्न कोलफील्ड्स लिमिटेड
Eastern Coalfields Limited
(कोल इंडिया की एक अनुषंगी)
(A Subsidiary of Coal India Limited)
(भारत सरकार का एक उपक्रम)
(A Govt. of India Undertaking)

Management Reply to the Secretarial Audit Report - 2024-25 of ECL

Sl. No.	Observation	Management Reply
1.	The Company did not have the requisite number of Independent Directors on the Board of the Company for the period November 2024 to March 2025 as required under Section 149(4) of the Act and the Clause 3.1.2 of DPE Guidelines on Corporate Governance for Central Public Sector Enterprise (CPSE) issued by the Department of Public Enterprises (DPE) during the period under review.	It is a statement of fact. Appointment of Directors in ECL is being done by Ministry of Coal, Govt. of India.
2.	The Audit Committee did not have requisite number of Independent Directors for the period November 2024 to March 2025 as required under Clause 4.1.1 and Clause 4.4 of the DPE Guidelines on Corporate Governance for CPSE, during the period under review.	It is a statement of fact. Appointment of Directors in ECL is being done by Ministry of Coal, Govt. of India.

पंजीकृत कार्यालय / Regd. Office

सांकतोड़िया, पो : डिसेगढ़, जिला : पश्चिम बर्द्धमान (प०ब०), पिन-713333 Sanctoria, P.O. Dishergarh, Dist. Paschim Bardhaman (W.B.), PIN-7133

दूरभाष / Phone : 0341-2520545, फैक्स / Fax : 0341-2523574, ई-मेल/E-mail : cmd.ecl.cil@coalindia.in

सीआईएन/CIN : U10101WB1975G01030295, वेबसाइट /Website: www.easterncoal.nic.in



ANNEXURE-IX

FOREIGN EXCHANGE EARNING & OUTGO

(i) **Activities relating to exports, initiatives taken to increase exports, development of new export markets for products, services and export plans.** : Company is not engaged in export activities.

(ii) **Total Foreign Exchange used and earned:**

(Rs. in Crore)

Sl. No.	Description	2024-25	2023-24
(A)	Foreign Exchange used:		
	1. CIF value of imports:		
	(a) Raw materials	Nil	Nil
	(b) Components, stores & spares	0.09	1.67
	(c) Capital goods	Nil	Nil
	2. Travelling/Training Expenses	0.14	0.18
	3. Expenses on know-how and Foreign Consultancy	Nil	Nil
	4. Pension to the Foreigners.	Nil	Nil
	5. Others	8.04	7.79
	TOTAL	8.27	9.64
(B)	Foreign Exchange Earned	Nil	Nil

**ANNEXURE-X**

FORM FOR DISCLOSURE OF PARTICULARS WITH RESPECT TO TECHNOLOGY ABSORPTION

RESEARCH AND DEVELOPMENT (R&D)

1. Specific area in which R&D carried out by the Company	:	Company does not have its own Research & Development (R&D) set up. CMPDIL, a Subsidiary of Coal India Limited (CIL) does the R&D work centrally for all the subsidiaries of CIL.
2. Benefits derived as a result of the above R&D	:	N.A.
3. Future plan of action	:	N.A.
4. Expenditure on R&D	:	N.A.
(a) Capital	:	-
(b) Recurring	:	-
(c) Total	:	-
Total R&D expenditure as a percentage of total turnover	:	N.A.

TECHNOLOGY ABSORPTION, ADAPTATION AND INNOVATION

1. Efforts, in brief, made towards technology absorption, adaptation and innovation	:	Nil
2. Benefits derived as a result of the above efforts, e.g. product improvement, cost reduction, product development, import substitution, etc.	:	Nil
3. In case of imported technology (imported during the last 5 years reckoned from the beginning of the financial year), following information may be furnished:	:	Nil
(i) Technology imported	:	Nil
(ii) Year of import	:	Nil
(iii) Has technology been fully absorbed?	:	Nil
(iv) If not fully absorbed, areas where this has not taken place, reasons therefore and future plans of action.	:	Nil



DECLARATION OF INDEPENDENCE

To
The Board of Directors
Eastern Coalfields Limited
Sanctoria, Paschim Bardhaman
West Bengal-713333

Sub: **Declaration of independence under sub-section (6) of section 149 of the Companies Act, 2013.**

I, Shiv Narayan Pandey, hereby certify that I am an Independent Director of Eastern Coalfields Limited, Sanctoria, Paschim Bardhaman, West Bengal and comply with all the criteria of Independent Director as envisaged in the Companies Act, 2013.

I certify that:

1. I possess relevant expertise and experience to be an Independent Director in the Company;
2. (i) I am/was not a promoter of the company or its holding, subsidiary or associate company;
(ii) I am not related to promoters or directors in the company, its holding, subsidiary or associate company;
(iii) I have no pecuniary relationship, other than remuneration as such director or having transaction not exceeding ten per cent. of his total income with the company, its holding, subsidiary or associate company, or their promoters, or directors, during the two immediately preceding financial years or during the current financial year.
3. None of my relatives—
(i) is holding any security of or interest in the company, its holding, subsidiary or associate company of face value exceeding fifty lakh rupees or two per cent. of the paid-up capital of the company during the two immediately preceding financial years or during the current financial year;
(ii) is indebted to the company, its holding, subsidiary or associate company or their promoters, or directors in excess of 50 lakhs rupees at any time during the two immediately preceding financial years or during the current financial year;
(iii) has given a guarantee or provided any security in connection with the indebtedness of any third person to the company, its holding, subsidiary or associate company or their promoters, or directors of such holding company in excess of 50 lacs rupees at any time during the two immediately preceding financial years or during the current financial year; or
(iv) has any other pecuniary transaction or relationship with the company, or its subsidiary, or its holding or associate company amounting to two per cent. or more of its gross turnover or total income singly or in combination with the transactions referred to in Point (i), (ii) or (iii);]
4. (i) Neither me nor any of my relatives holds or has held the position of a key managerial personnel or is or has been employee of the company or its holding, subsidiary or associate company in any of the three financial years immediately preceding the financial year.
(ii) is or has been an employee or proprietor or a partner, in any of the three financial years immediately preceding the financial year of—



- A. a firm of auditors or company secretaries in practice or cost auditors of the company or its holding, subsidiary or associate company; or
- B. any legal or a consulting firm that has or had any transaction with the company, its holding, subsidiary or associate company amounting to 10% or more of the gross turnover of such firm;

(iii) holds together with his relatives 2% or more of the total voting power of the company;

or

(iv) is a Chief Executive or director, by whatever name called, of any nonprofit organisation that receives 25% or more of its receipts from the company, any of its promoters, directors or its holding, subsidiary or associate company or that holds 2% or more of the total voting or power of the company;

5. I possess appropriate skills, experience and knowledge in finance, law, management, sales & marketing, administration, corporate governance, technical operations etc. related to the Coal Industry.

Declaration

I undertake that I shall seek prior approval of the Board if and when I have any such relationship / transactions, whether material or non-material. If I fail to do so I shall cease to be an Independent Director from the date of entering in to such relationship / transactions. Further, I do hereby declare and confirm that the above said information's are true and correct to the best of my knowledge as on the date of this declaration of independence and I shall take responsibility for its correctness and shall be liable for fine if any imposed on the Company, its directors, if the same found wrong or incorrect in future. I further undertake to intimate immediately upon changes, if any, to the Company for updating of the same.

Thanking you,

Yours faithfully,

Name: Shri Shiv Narayan Pandey

DIN: 09413672

Date: 08.04.2025

Place: Jagdarpur



Annexure-XII

Status of achievement of MOU Target for the year 2024-25

Sl. No.	Performance Criteria	Unit in Measurement	Target for the year	Achievement
1.	Revenue from Operations	Rs. Crore	18,600.00	15,090.54
2.	Production of Coal	MT	58.00	52.03
3.	Capex	Rs. Crore	1,250.00	1,646.16
4.	EBITDA as a percentage of Revenue	%	11%	7.48
5.	Return on Net Worth	%	25%	6.05
6.	Asset Turnover Ratio	%	99%	83.44
7.	Procurement from GeM as per approved procurement plan	%	100%	100%
8.	Trade Receivables as number of days of Revenue from Operation	No. of Days	25	25.74
9.	Commissioning of Solar Power Plant	MW	25	0.85
10.	Acceptance / Rejection of Invoices of Goods & Services through TReDS portal within specified time	%	100%	100%
11.	Earnings per Share (EPS)	Rs.	180.00	47.90



INDEPENDENT AUDITOR'S REPORT

TO THE MEMBERS OF EASTERN COALFIELDS LIMITED

Report on the Standalone Financial Statements

Opinion

We have audited the accompanying Standalone financial statements of EASTERN COALFIELDS LIMITED ("the Company") [hereinafter referred to as "ECL"], which comprise the Balance Sheet as at 31st March, 2025, the Statement of Profit and Loss (including Other Comprehensive Income), the Statement of Changes in Equity and the Statement of Cash Flows for the year then ended on that date, and a summary of the Material Accounting Policies and other explanatory information (hereinafter referred to as "Standalone financial statements"), which include the returns of 18 components for the year ended on that date, audited by the other component auditors, comprising the Financial Statements of: (1) Ukhra Regional Workshop; (2) Jhanjra Area; (3) Kenda Area; (4) Bankola Area; (5) Sonapur Bazari Area; (6) Barakar Engineering & Foundry Works; (7) Mugma Regional Workshop; (8) Mugma Area; (9) Sodepur Central Workshop; (10) Ratibati Workshop; (11) Satgram - Sripur Area; (12) Sodepur Area; (13) Poniati Workshop; (14) Kajora Area; (15) Kunustoria Area; (16) S.P. Mines Area; (17) Rajmahal Area; and (18) Pandaveshwar Area.

In our opinion and to the best of our information and according to explanations given to us, the accompanying Financial Statements give the information required by the Companies Act, 2013 (the "Act") in the manner so required and give a true and fair view in conformity with the Indian Accounting Standards prescribed under Section 133 of the Act read with the Companies (Indian Accounting Standards) Rules, 2015, as amended from time to time, ("Ind AS") and other accounting principles generally accepted in India, of the state of affairs of the Company as at March 31, 2025, and its Profit including Other Comprehensive Income, Changes in Equity and its Cash Flows for the year ended on that date.

Basis for opinion

We conducted our audit of the financial statements in accordance with the Standards on Auditing (SAs) specified under section 143(10) of the Companies Act, 2013. Our responsibilities under those Standards are further described in the Auditors' Responsibilities for the Audit of the Standalone Financial Statements section of our report. We are independent of the Company in accordance with the Code of Ethics issued by the Institute of Chartered Accountants of India together with the ethical requirements that are relevant to our audit of the Standalone Financial Statements under the provisions of the Companies Act, 2013 and the Rules made thereunder and we have fulfilled our other ethical responsibilities in accordance with these requirements and the Code of Ethics. We believe that the audit evidence obtained by us, and the audit evidence obtained by component auditors in terms of their reports referred to in the paragraph "Other Matter" below, is sufficient and appropriate to provide a basis for our audit opinion on Standalone Financial Statements.

Emphasis of Matters

We draw attention to the following matter-

1. We draw your attention to Note 6.2.3 of the Financial Statement where Input Tax Credit Receivable of Rs 655.08 crores pertaining to GST paid on input materials / services due to significant accumulation of input tax credit in the State of Jharkhand, that will be utilized against the GST on output.
2. We draw your attention to Note 10.2.1 of the Financial Statement that Rs. 2373.41 Crores is lying as liability under CESS Equalization Account as the payment of CESS on coal bearing land is based on the average production of preceding two years valuing at a rate prevailing on 31st March of previous year and realization of the same made from customers is based on the value of dispatches of the coal considering the sale price prevailing on the Coal as on 31st March of previous financial year.

Our opinion is not modified in respect of these matters.



Key Audit Matter

Key audit matters are those matters that, in our professional judgment, were of most significance in our audit of the Standalone Financial Statements of the current period. These matters were addressed in the context of our audit of the Standalone Financial Statements as a whole, and in forming our opinion thereon, we do not provide a separate opinion on these matters. We have determined the matters described below to be the Key Audit Matters for incorporation in our Report.

Sl. No.	Key Audit Matter	Principal Audit Procedure
1	<p>Revenue from Contracts with Customers</p> <p>The application of the Revenue accounting standard involves certain key judgments relating to identification of distinct performance obligations, determination of transaction price of the identified performance obligations, the appropriateness of the basis used to measure revenue recognized during the year.</p> <p>In the Standalone financial statements in respect of accuracy of revenue recognition and adjustments for coal quality variances involves critical estimates. The revenue recognized by the Company in a particular contract is dependent on the sale agreement / allotment in e-auction for the respective customer. Subsequent adjustments are made to the transaction price due to grade mismatch/slippage of the transferred coal. The variation in the contract price if not settled mutually between the parties to the contract is referred to third party/ referee testing and the company estimates the adjustments required for revenue recognition pending settlement of such dispute. Such adjustments in revenue are made on estimated basis following historical trend.</p>	<p>Our Audit procedures based on which we arrived at the conclusion regarding reasonableness about recognition of revenue from contracts from customers includes the following:</p> <ol style="list-style-type: none"> We have assessed the application of the provisions of IND AS 115 in respect of the Company's revenue recognition and appropriateness of the estimated adjustments in the process. We have selected transactions on sample basis and tested for identification of contracts involving disputes relating to grade mismatch/ slippage with respect to the terms of the contract, evaluation of the satisfaction of performance obligation checking the adjustment to the revenue due to variation in transaction price. We have performed tests to establish the basis of estimation of the consideration and whether such estimates are commensurate with the accounting policy of the Company. We have checked calculation of performance incentive and compensation as estimated by the management in accordance with relevant FSA and directives received from Coal India Limited in this regard. <p><i>Based on the above procedures performed on test check basis, we observed that the management's estimation and judgement applied for recognition of unbilled revenue is in line with the CIL directives and FSA as considered appropriate to the circumstances by the management and based on the available data. The estimated amount of unbilled revenue may vary in the changed circumstances.</i></p>
2	<p>Valuation of defined benefits obligation for employees</p> <p>Accounting for defined benefit plans is based on actuarial assumptions which require measuring the obligation, evaluating the planned assets and calculating the corresponding actuarial gain or loss. All future cash flows discounted to present value for arriving at the obligation. Significant estimates including the discount rates, the inflation rates, escalation of salary and the mortality rate are made in valuing the company's defined benefits obligations.</p>	<p>Our Audit procedures based on which we arrived at the conclusion regarding reasonableness about valuation of defined benefits obligations for employees includes the following:</p> <p>Evaluated the key assumptions applied (discount rates, inflation rate, mortality rate) as per the Guidance Note applicable.</p>



Sl. No.	Key Audit Matter	Principal Audit Procedure
	<p>The company engages external actuarial specialist to assist them in selecting appropriate assumptions and calculate the obligations. The effect of these matters is a part of the risk assessment and valuation of the defined benefit obligations has a high degree of estimation as it is based on assumptions. [Refer Note 16 (3) of Additional Notes to the Financial Statements]</p>	<ol style="list-style-type: none"> 1. Assessed the competence, independence, and integrity of the company's actuarial expert. 2. The controls over the review and approval of actuarial assumptions, the completeness and accuracy of data provided to external actuary, and the reconciliation to data used in expert's calculation were tested. 3. Discussed with the Management about the liability accrued due to defined benefit plan and to understand the business and assessed if there was any inconsistency in the assumptions. 4. Adequacy of the company disclosure as per IND AS 19 in the notes is verified. Based on the audit procedures involved, we observed that the assumptions made by the management in relation to the valuation were supported by available evidence. <p style="text-align: right;"><i>Based on the above procedures performed, the estimation about valuation of defined benefit obligations for employees have been considered to be adequate and reasonable.</i></p>
3	<p>Evaluation of Provisions and Contingent Liabilities</p> <p>The Company is exposed to uncertain positions in matters related to taxation, mining, local, state levies under dispute against the company at different forums which involves significant judgment in assessing the time span involved for resolution and its potential impact on the financial statements. Management's disclosures with regards to contingent liabilities are presented in Note No. 16 (4) of Additional Notes to the Standalone Financial Statements. The assessment of the risks associated with the litigations is based on complex assumptions. This involves significant degree of management judgment to establish the level of provisioning, increases the risk that provisions and contingent liabilities may not be appropriately provided against or adequately disclosed. Accordingly, this matter is considered to be a key audit matter.</p>	<p>In order to get a sufficient understanding of litigations and contingent liabilities, we have discussed the process of identification implemented by the Management for such provisions through various discussions with Company's legal and finance departments. We read the summary of litigation matters provided by the Company's Legal and Finance Team. We read, where applicable, external legal or regulatory advice sought by the Company. We discussed with the Company's Legal and Finance Team about certain material cases noted in the report to determine the Company's assessment of the likelihood, magnitude and accounting of any liability that may arise. In light of the above, we reviewed the amount disclosed as contingent liability and exercised our professional judgment to assess the adequacy of disclosures in the standalone financial statements.</p> <p style="text-align: right;"><i>Based on the above procedures performed, the estimation about evaluation of provisions and contingent liabilities for the direct and indirect taxes have been adequate and reasonable.</i></p>

Information Other than the Standalone Financial Statements and Auditors' Report Thereon

The Company's Board of Directors is responsible for the preparation of the other information. The other information comprises the information included in the Director's Report including Annexures to Director's Report, CSR Report, R&D and Report on Corporate Governance and Management Discussion and Analysis Report but does not include



the financial statements and our auditor's report thereon. The Director's Report including Annexures to Director's Report, CSR Report, R&D and Report on Corporate Governance and Management Discussion and Analysis Report, is not made available to us till the date of this report and is expected to be made available to us after the date of this Audit Report. When we are provided and we read the Director's Report including Annexures to Director's Report, CSR Report, R&D and Report on Corporate Governance and Management Discussion and Analysis Report, if we conclude that there is a material misstatement therein, we are required to communicate the matter to those charged with governance and describe actions applicable in the applicable laws and regulations.

Our opinion on the financial statements does not cover the other information and we do not express any form of assurance conclusion thereon. In connection with our audit of the financial statements, our responsibility is to read the other information identified above when it becomes available and, in doing so, consider whether the other information is materially inconsistent with the financial statements, or our knowledge obtained during the course of our audit or otherwise appears to be materially misstated.

Responsibilities of the Management and Those Charged with Governance for the Standalone Financial Statement

Company's Board of Directors is responsible for the matters stated in Section 134(5) of the Companies Act, 2013 ("the Act") with respect to the preparation of these Standalone Financial Statements that give a true and fair view of the financial position, financial performance of the Company in accordance with the accounting principles generally accepted in India, including the Indian Accounting Standards (IND AS) specified under Section 133 of the Act, read with the Companies (Indian Accounting Standards) Rules, 2015 (as amended). This responsibility also includes maintenance of adequate accounting records in accordance with the provisions of the Act for safeguarding the assets of the Company and for preventing and detecting frauds and other irregularities; selection and application of appropriate accounting policies; making judgments and estimates that are reasonable and prudent; and design, implementation and maintenance of adequate internal financial controls, that were operating effectively for ensuring the accuracy and completeness of the accounting records, relevant to the preparation and presentation of the standalone Financial Statements that give a true and fair view and are free from material misstatement, whether due to fraud or error.

In preparing the Financial Statements, management is responsible for assessing the Company's ability to continue as a going concern, disclosing, as applicable, matters related to going concern and using the going concern basis of accounting unless management either intends to liquidate the Company or to cease operations, or has no realistic alternative but to do so.

The Board of Directors are responsible for overseeing the Company's financial reporting process.

Auditor's Responsibility for the Audit of the Financial Statements

Our objective is to obtain reasonable assurance about whether the standalone financial statements as a whole are free from material misstatements, whether due to fraud or error, and to issue an auditor's report that includes our opinion. Reasonable assurance is a high level of assurance but is not a guarantee that an audit conducted in accordance with SAs will always detect a material misstatement when it exists. Misstatements can arise from fraud or error and considered material if individually or in aggregate, they could reasonably be expected to influence the economic decisions of users taken on the basis of these Standalone financial statements.

As part of an audit in accordance with SAs specified under section 143(10) of the Act, we exercise professional judgment and maintain professional skepticism throughout the audit. We also;

1. Identify and assess the risks of material misstatements of the Standalone financial statements, whether due to fraud or error, design and perform audit procedures responsive to those risks, and obtain audit evidence that is sufficient



and appropriate to provide a basis for our opinion. The risk of not detecting a material misstatement resulting from fraud is higher than for one resulting from error, as fraud may involve collusion, forgery, intentional omissions, misrepresentations, or the override of internal control.

2. Obtain an understanding of internal financial controls relevant to the audit in order to design audit procedures that are appropriate in the circumstances. Under section 143(3) of the Act, we are also responsible for expressing our opinion on whether the company has adequate internal financial controls systems in place and the operating effectiveness of such controls.
3. Evaluate the appropriateness of material accounting policies used and the reasonableness of accounting estimates and related disclosures made by the management.
4. Conclude on the appropriateness of the management's use of the going concern basis of accounting and, based on the audit evidence obtained, whether a material uncertainty exists related to events or conditions that may cast significant doubt on the ability of the company to continue as going concern. If we conclude that a material uncertainty exists, we are required to draw attention in our auditor's report to the related disclosures in the standalone financial statements or, if such disclosures are inadequate, to modify our opinion. Our conclusions are based on the audit evidence obtained up to the date of our auditor's report. However, future events or conditions may cause the Company to cease to continue as a going concern.
5. Evaluate the overall presentation, structure and content of the Standalone financial statements, including the disclosures, and whether the Standalone financial statements represent the underlying transactions and events in a manner that achieves fair presentation.

Materiality is the magnitude of misstatements in the Standalone Financial Statements that, individually or in aggregate, makes it probable that the economic decisions of a reasonably knowledgeable user of the Standalone Financial Statements may be influenced. We consider quantitative materiality and qualitative factors in (i) planning the scope of our audit work and in evaluating the results of our work; and (ii) to evaluate the effect of any identified misstatements in the Standalone Financial Statements.

We communicate with those charged with governance of the Company regarding, among other matters, the planned scope and timing of audit and significant audit findings, including any significant deficiencies in internal control that we identify during our audit.

We also provide those charged with governance with a statement that we have complied with ethical requirements regarding independence, and to communicate with them all relationships and other matters that may reasonably be thought to bear on our independence, and where applicable, related safeguards.

From the matters communicated with those charged with governance, we determine those matters that were of most significance in the audit of the Standalone Financial Statements of the company of the current period and are therefore the key audit matters. We describe these matters in our auditor's report unless law or regulation precludes public disclosure about the matter or when, in extremely rare circumstances, we determine that a matter should not be communicated in our report because the adverse consequences of doing so would reasonably be expected to outweigh the public interest benefits of such communication.

Other Matters

1. We did not audit the financial statements of the 18 components included in the standalone financial statements whose annual financial statements reflects total assets of Rs 10110.32 crores as at 31st March 2025 and total income of Rs. 14048.78 crores & Net loss before tax of Rs. 899.35 crores for the year then ended as considered in the accompanying financial statements. These financial statements have been audited by the Branch auditors whose reports have been furnished to us by the management and our opinion in so far as it relates to the amounts and



disclosures included in respect of these components is based solely on the audit reports of such Branch auditors. Our opinion is not modified in relation to the above matters with respect to our reliance on the work done by and the reports of the Branch auditor.

2. Balance confirmation from customers, vendors and few advances for balances appearing at the balance sheet date is under process.
3. The technical evaluation on useful life of HEMM equipment's is done by holding Company (Coal India Limited) on periodic basis.
4. The Company uses SAP to capture the MSME status of creditors for identifying amount outstanding to MSME creditors which stood at Rs. 4.83 Crores as on 31.03.2025.
5. The Company has not created the charge with Registrar of Companies for Overdraft loan sanction obtained against Bank Fixed Deposit during the Financial Year as per Section 77 of Companies Act 2013.
6. The Company has recognized a Disputed Customer Balance of Rs.385.27 Crores out of which Credit Loss impairment of Rs 286.44 was provided in the financial statement.
7. The Standalone Financial Statements of the company for the year ended 31st March 2024 were audited by Roy Ghosh & Associates, previous statutory auditor of the company, who have expressed unmodified opinion vide their audit report dated 20th April 2024.

Our opinion is not modified in respect of above "Other Matters"

Report on other Legal and Regulatory Requirements

1. As required by the Companies (Auditor's Report) Order, 2020 ("the Order") issued by the Central Government of India in terms of Section 143(11) of the Act, we give in "Annexure A" a statement on the matters specified in paragraphs 3 and 4 of the Order.
2. As required under section 143(5) of the Companies Act 2013, we give in the "Annexure B", a statement on the Directions/Additional Directions issued by the Comptroller and Auditor General of India after complying the suggested methodology of Audit, the action taken thereon and its impact on the accounts and the Standalone financial statements of the Company.
3. As required by section 143(3) of the Act, we report that:
 - a. We have sought and obtained all the information and explanations which to the best of our knowledge and belief were necessary for the purposes of our audit of the aforesaid standalone financial statements read with "Emphasis of Matters" paragraph above.
 - b. In our opinion proper books of account as required by law relating to preparation of the aforesaid standalone financial statements have been kept by the Company so far as appears from our examination of those books and the reports of the other auditors.
 - c. The reports on the accounts of the branch offices of the Company audited under Section 143(8) of the Act by Branch/ Area Auditors have been sent to us and have been properly dealt with by us in preparing this report.
 - d. The Balance Sheet, the Statement of Profit and Loss including Other Comprehensive Income, the Cash Flow Statement and the Statement of Change in Equity dealt with by this Report, including the statements of branches/ areas audited by Branch/ Area Auditors, are in agreement with the books of accounts.
 - e. In our opinion, we don't have any observation which has an adverse impact on functioning of the Company.



- f. Based on our examination and explanation received from management, the aforesaid Standalone financial statements comply with the Accounting Standards specified under section 133 of the Act read with relevant Rule issued thereunder.
- g. In pursuance of the Notification No. G.S.R.463(E) dated 05.06.2015 issued by the Ministry of Corporate affairs, section 164(2) of the Act, pertaining to disqualification of Directors is not applicable to the Government company.
- h. We don't have any qualification, reservation or adverse remark relating to the maintenance of accounts and the matters connected therewith.
- i. With respect to the adequacy of the internal financial controls over financial reporting of the Company and the operating effectiveness of such controls, refer to our separate Report in "Annexure C". Our report expresses an unmodified opinion on the adequacy and operating effectiveness of the Company's internal financial controls over financial reporting.
- j. No dividend is declared or paid by the Company during the year and hence compliance with section 123 of the Companies Act, 2013 is not applicable to the Company.
- k. With respect to the other matters to be included in the Auditor's Report in accordance with Rule 11 of the Companies (Audit and Auditors) Rules, 2014, as amended, in our opinion and to the best of our information and according to the explanations given to us:
- a) The company has disclosed its pending litigations under Additional Note 16 (4) A1 of the Standalone financial statement. The impact, if any, of these litigations will be given effect to as and when the same are determined/ settled.
 - b) The Company has made provisions as required under the applicable law or accounting standards, for material foreseeable losses if any, on long term contracts and the company did not have any derivative contracts.
 - c) As per the written representation received from the management, there were no amounts which were required to be transferred to the Investor Education and Protection Fund by the Company.
 - d)
 - i) The Management has represented that, to the best of its knowledge and belief no funds have been advanced or loaned or invested (either from borrowed funds or share premium or any other sources or kind of funds) by the company to or in any other person or entity, including foreign entity ("intermediaries"), with the understanding, whether recorded in writing or otherwise, that the intermediary shall, whether, directly or indirectly lend or invest in other persons or entities identified in any manner whatsoever by or on behalf of the company ("ultimate Beneficiaries") or provide any Guarantee, Security or the like on behalf of the ultimate Beneficiaries;
 - ii) The Management has represented, that to the best of its knowledge and belief no funds have been received by the company from any person or entity, including foreign entity ("Funding Parties"), with the understanding, whether recorded in writing or otherwise, the company shall, whether, directly or indirectly, lend or invest in other person or entities identified in any manner whatsoever by or on behalf of the funding party ("ultimate Beneficiaries") or provide any Guarantee, Security or the like on behalf of the ultimate Beneficiaries;
 - iii) Based on such audit procedures that have been considered reasonable and appropriate in the circumstance, nothing has come to our notice that has caused to believe that representations under Sub-Clause(i) and (ii) of Rule 11(c), as provided under (a)and (b) above, contain any material misstatement.



- e) The Company have used an accounting software for maintaining its books of accounts which has a feature of recording audit trail (edit log) facility in compliance with Rule 11(g) of Companies (Audit and Auditors) Rules, 2014, as amended and as per explanation provided by the management and based on our examination on sample basis, it was observed that the same has been operated throughout the year for the critical and relevant transactions recorded in the software. Further, based on the available data during our audit and as per explanation provided by management, there was no instance of tampering of audit trail was reported during the financial year.

For K A S G & Co.

Chartered Accountants

FRN: 002228C

CA. Keshaw kumar Harodia

Partner

Membership No. 034751

UDIN: 25034751BMLZPX3446

Date: 15th April 2025

Place: Kolkata



ANNEXURE "A" TO INDEPENDENT AUDITOR'S REPORT TO THE MEMBERS OF THE EASTERN COALFIELDS LIMITED ON THE STANDALONE FINANCIAL STATEMENT FOR THE YEAR ENDED AS ON 31ST MARCH 2025

(Referred to in Paragraph 1 under Report on Other Legal and Regulatory Requirements section of our report)

A statement on matters specified in paragraph 3 & 4 of the Companies (Auditor's Report) Order 2020 ("the order"), in terms of section 143(11) of the Companies Act, 2013,

1. a) (A) The Company has maintained proper records showing full particulars, including quantitative details of Property, Plant and Equipment. However, the situation/location of some assets are not available.

(B) The Company is maintaining proper records showing full particulars of intangible assets;
- b) During the year, property, plant and equipment have been physically verified by the management according to a regular program of verification which, in our opinion, is reasonable having regard to the size of the Company and the nature of its assets. According to the information and explanations given to us, no material discrepancies were noticed on such verification.
- c) According to the information and explanations given to us and on the basis of our examination of the title deeds of all the immovable properties disclosed in the Standalone Financial Statements, the same are held in the name of the Company as on the Balance Sheet date except for the following where the title deeds are not in the name of the Company.

Description of Property	Gross Carrying Value (Rs. In Crores)	Held in the name of	Whether promoter, director or their relative or employee	Period Held – Indicate range, where appropriate	Remarks
Freehold Land	Not Available	Not Available	No	Not Available	As explained to us, land was acquired in pursuance to Coal Mines (Nationalisation) Act 1973, so it does not require Title Deeds separately for the corresponding land. Compilation and reconciliation of Title Deeds for 720 Ha. of Land are still under process.

Mutation status of the land pertaining to ECL is as follows:

Name of the Company	Total Land eligible for mutation (in Ha.)	Mutation already done as on 31.03.25 (in Ha.)	Mutation under process as on 31.03.25 (in Ha.)
ECL	22819.43	9729.37	13090.06

- d) The company has not revalued any of its Property, Plant and Equipment and Intangible Assets during the year. Accordingly, reporting under paragraph 3 (i)(d) of the Order is not applicable to the Company; and
- e) According to the information and explanations given to us and as represented by the management, no proceedings have been initiated during the year or are pending against the Company as at March 31, 2025 for holding any benami property under the Benami Transactions (Prohibition) Act, 1988 (45 of 1988) and rules made thereunder, as amended from time to time. Accordingly, reporting under paragraph 3 (i) (e) of the Order is not applicable to the Company.



2.
 - a) The inventories of the Company have been physically verified by the management during the year at reasonable intervals and in our opinion coverage and procedure of such verification by the management is appropriate having regard to the size of the Company and nature of its inventory. The discrepancies noticed on physical verification of inventories were not more than 10% or more in aggregate for each class of inventory and have been properly dealt with in the books of account; and
 - b) Based on our examination of the records as provided by the Company, the Company has been sanctioned unsecured working capital loan of Rs. 1500.00 Crore and overdraft limit of Rs. 854.52 crore from scheduled commercial banks during the year based on the security of current assets i.e. Fixed Deposits. In our opinion and according to the information and explanations given to us, the quarterly returns or statements comprising stock statements, book debt statements, statements on ageing analysis of the debtors and other stipulated financial information are not required to be filed by the Company with such banks. The details of Fixed Deposits offered as security were mentioned on the face of Sanction Letter.
3. According to the information and explanations given to us and on the basis of our examination of the records of the Company, No investment are made in, provided any secured and unsecured loan, provided any guarantee or security or granted any advances in the nature of loans, secured or unsecured, to companies, firms, limited liability partnership or any other parties during the year and hence reporting under paragraph 3 (iii)(a) to 3(iii)(f) of the Order is not applicable.
4. In our opinion and according to the information and explanations given to us, the Company has not granted any loan or made investments, provided any guarantee, or provided any security in connection with loan taken by other Body Corporate or persons as per the provisions of section 185 and 186 of the Companies Act 2013. Accordingly, paragraph 3(iv) of the Order is not applicable.
5. According to the information and explanation given to us and based on our examination of the books and records of the Company, the Company has not accepted any deposits, or any amount deemed to be deposits from public covered under Sections 73 to 76 or any other relevant provisions of the Act and rules framed thereunder. Accordingly, reporting under paragraph 3(v) of the Order is not applicable to the Company.
6. We have broadly reviewed the books of account maintained by the Company pursuant to the Rules made by the Central Government for the maintenance of cost records under Section 148 (1) of the Act in respect of the Company's products to which the said rules are made applicable and are of the opinion that prima facie, the prescribed records have been maintained. We have, however, not made a detailed examination of the said records with a view.
7. According to the information and explanations given to us and based on our examination of the books of accounts:
 - a) During the year, the Company has generally been regular in depositing with the appropriate authorities undisputed statutory dues including Goods and Service Tax, Provident Fund, Income Tax, Sales Tax, Service Tax, Duty of Custom, Duty of Excise, Cess and any other statutory dues as applicable to it except GST RCM liability of Rs.29,54,693, as floated in GSTR 2B, was not paid till date as the genuineness of the liability is yet to be established by the Company. According to the information and explanations given to us, there is no undisputed amounts payable in respect of these which were in arrears as on March 31, 2025, for a period of more than six months from the date they become payable.
 - b) The details of statutory dues referred to in sub clause 7 (a) above, which have not been deposited on account of any dispute are given in **Appendix I**.
8. In our opinion and on the basis of information and explanations given to us and as represented by the management, we have neither come across nor have been informed of transactions which were previously not recorded in books of account and that have been surrendered or disclosed as income during the year in the tax assessments under the Income Tax Act, 1961 and accordingly reporting under paragraph 3 (viii) of the Order is not applicable.
9. In our opinion and based on information and explanations given to us by the management,



- a. The Company has not made any default in the repayment of loans to banks.
 - b. The Company has not declared a willful defaulter by any bank or financial institution or any other lender.
 - c. Loans have been used for the object for which they were obtained.
 - d. The Company has not used funds raised for a short-term basis for long term purposes.
 - e. The Company has not raised any money from any person or entity for the account of or to pay the obligations of its associates, subsidiaries, or joint ventures.
 - f. The Company has not raised any loans during the year by pledging securities held in their subsidiaries, joint-ventures, or associate companies.
10. According to the information and explanations given to us and based on our examination of books of account of the Company:
- a) The Company has not raised monies by way of initial public offer or further public offer (including debt instruments) or term loans and hence reporting under paragraph 3(x)(a) of the Order is not applicable to the Company; and
 - b) The Company has not made any preferential allotment or private placement of shares or convertible debentures (partly, fully, or optionally) during the year and accordingly, reporting under paragraph 3(x)(b) of the Order is not applicable to the Company.
11. a) During the course of our examination of books and records of the Company carried out in accordance with generally accepted auditing practices in India, and according to the information and explanation given to us, we have neither come across any instance of financial fraud by the Company or on the Company noticed or reported during the year, nor have been informed of any such cases by the management. However, management has reported recovery of 26754.68 tonne coal in 5633 coal theft cases during the financial year.
- b) No report under sub-section (12) of section 143 of the Act has been filed in Form ADT-4 as prescribed under Rule 13 of Companies (Audit and Auditors) Rules, 2014 (as amended from time to time) with the Central Government, during the year and up to the date of this report; and
- c) According to the information and explanation given to us and based on the examination of the books of accounts of the company, no whistle blower complaints have been received during the year by the company. Accordingly, reporting under paragraph 3(xi)(c) of the Order is not applicable.
12. In our opinion and according to the information and explanations given to us, the Company is not a Nidhi company and accordingly the Nidhi Rules, 2014 is not applicable to it, hence reporting under paragraph 3(xii) (a, b and c) of the Order is not applicable to the Company.
13. According to the information and explanations given to us and based on our examination of the records of the Company, transactions with the related parties are in compliance with provisions of Section 177 and 188 of the Act wherever applicable and details of such transactions have been disclosed in the Standalone Financial Statements as required by the applicable accounting standards.
14. The Company has appointed Chartered Accountants firms to carry out the internal audit of the Company. In our opinion and according to the information and explanations given to us, the internal audit system is commensurate with the size and nature of its business. We have considered, during the course of our audit, the reports of the internal auditor for the period under audit issued to the Company during the year and till date in determining the nature, timing and extent of our audit procedures in accordance with the guidance provided in SA 610 "Using the work of Internal Auditors".
15. According to the information and explanations given to us and as represented to us by the management and based on our examination of the records of the Company, the Company has not entered into non-cash transactions with directors or persons connected with him. Accordingly, paragraph 3(xv) of the Order is not applicable.



16. a) In our opinion, the Company is not required to be registered under section 45-IA of the Reserve Bank of India Act, 1934. Hence, reporting under clause 3(xvi)(a) of the Order is not applicable.
- b) The Company has not conducted any Non-Banking Financial or Housing Finance Activities without a valid certificate of registration as required under Reserve Bank of India Act, 1934. Hence, reporting under clause 3(xvi) (b) of the Order is not applicable.
- c) The Company is not a Core Investment Company (CIC) as defined in the regulations made by the Reserve Bank of India. Hence, reporting under clause 3(xvi)c of the Order is not applicable; and
- d) In our opinion and based on the representation received by us from the management, there is no core investment company within the Group (as defined in the Core Investment Companies (Reserve Bank) Directions, 2016) and accordingly reporting under clause 3(xvi)(d) of the Order is not applicable.
17. Based on the examination of the books of accounts, we report that the Company has not incurred cash loss in current financial year as well as immediately preceding financial year.
18. There has been no resignation of the statutory auditors of the Company during the year and hence reporting under paragraph 3(xviii) of the Order is not applicable.
19. According to the information and explanations given to us and based on the financial ratios, extent of liquidity risk disclosed by the management in Note 16 (2) [B], ageing and expected dates of realization of financial assets and payment of financial liabilities, other information accompanying the standalone financial statements, our knowledge of the Board of Directors and management plans and based on our examination of the evidence supporting the assumptions, nothing has come to our attention, which causes us to believe that any material uncertainty exists as on the date of the audit report that Company is not capable of meeting its liabilities existing at the date of balance sheet as and when they fall due within a period of one year from the balance sheet date. We, however, state that this is not an assurance as to the future viability of the Company. We further state that our reporting is based on the facts up to the date of the audit report and we neither give any guarantee nor any assurance that all liabilities falling due within a period of one year from the balance sheet date, will get discharged by the Company as and when they fall due.
20. According to the information and explanations given to us and as represented to us by the management and based on our examination of the records of the Company, there was no unspent amount on account of Corporate Social Responsibility (CSR) on other than ongoing projects envisaged under Section 135 of the Act and hence, reporting under paragraph 3(xx)(a) and (b) of the Order are not applicable to the Company.
21. The reporting under paragraph 3(xxi) of the Order is not applicable in respect of audit of Standalone Financial Statements.

For K A S G & Co.

Chartered Accountants

FRN: 002228C

CA. Keshaw Kumar Harodia

Partner

Membership No. 034751

UDIN: 25034751BMLZPX3446

Date: 15th April 2025

Place: Kolkata



Sl. No	Area	Name Of Statute	Nature of dues	Period to which amount related	Name and address of the Court/ Labour Commissioner/ Arbitration panel	Amount Under Consideration (Rs. In Crore)	Protest Amount in Crore
1	HQ	Income Tax Act, 1961	Income Tax	A.Y. 1993-94	CIT(A), Asansol	3.91	3.69
2	HQ	Income Tax Act, 1961	Income Tax	A.Y. 2010-11	CIT(A), Asansol	0.18	-
3	HQ	Income Tax Act, 1961	Income Tax	A.Y. 2010-11	AO, Asansol	0.61	-
4	HQ	Income Tax Act, 1961	Income Tax	A.Y. 2011-12	CIT(A), Asansol	0.07	0.08
5	HQ	Income Tax Act, 1961	Income Tax	A.Y. 2011-12	AO, Asansol	1.01	-
6	HQ	Income Tax Act, 1961	Income Tax	A.Y. 2011-12	CIT(A), Asansol	54.50	-
7	HQ	Income Tax Act, 1961	Income Tax	A.Y. 2012-13	CIT(A), Asansol	0.05	0.03
8	HQ	Income Tax Act, 1961	Income Tax	A.Y. 2012-13	CIT(A), Asansol	1.48	-
9	HQ	Income Tax Act, 1961	Income Tax	A.Y. 2014-15	CIT(A), Asansol	221.63	220.36
10	HQ	Income Tax Act, 1961	Income Tax	A.Y. 2013-14	CIT(A), Asansol	221.92	226.90
11	HQ	Income Tax Act, 1961	Income Tax	A.Y. 2015-16	CIT(A), Asansol	171.62	2.92
12	HQ	Income Tax Act, 1961	Income Tax	A.Y. 2017-18	CIT(A), Asansol	218.23	218.23
13	HQ	Income Tax Act, 1961	Income Tax	A.Y. 2016-17	CIT(A), Asansol	32.65	-
14	HQ	Income Tax Act, 1961	Income Tax	A.Y. 2018-19	CIT(A), Asansol	120.16	84.36
15	HQ	Income Tax Act, 1961	Income Tax	A.Y. 2020-21	AO, Asansol	0.11	-
16	HQ	Income Tax Act, 1961	Income Tax	A.Y. 2021-22	CIT(A), Asansol	62.81	62.81
17	HQ	Income Tax Act, 1961	Income Tax	A.Y. 2022-23	CIT(A), Asansol	8.94	-
18	HQ	Income Tax Act, 1961	Income Tax	A.Y. 2024-25	CIT(A)	122.76	
19	HQ	Income Tax Act, 1961	Income Tax	A.Y. 2020-21	CIT(A)	0.07	
20	HQ	Income Tax Act, 1961	Income Tax	A.Y. 2023-24	CIT(A)	53.80	
21	HQ	Income Tax Act, 1961	Income Tax	AY 2018-19	Appeal yet to be filed	13.23	
22	HQ	Income Tax Act, 1961	Income Tax tds	A.Y. 2008-09 TO A.Y. 2025-26	TDS CPC	0.03	
23	HQ	Central Excise Act 1944	Central Excise Duty	April 2014 to March 2016	CCE, Bolpur	0.58	0.02
24	HQ	West Bengal Rural Employment and Production Act, 1976	West Bengal Rural Employment Cess	FY 1997-98	WB Taxation Tribunal, Kolkata	142.03	
25	HQ	West Bengal Rural Employment and Production Act, 1976	West Bengal Rural Employment Cess	FY 1998-99	WB Taxation Tribunal, Kolkata	51.61	
26	HQ	West Bengal Rural Employment and Production Act, 1976	West Bengal Rural Employment Cess	FY 1999-00	WB Taxation Tribunal, Kolkata	18.36	
27	HQ	West Bengal Rural Employment and Production Act, 1976	West Bengal Rural Employment Cess	FY 2000-01	WB Taxation Tribunal, Kolkata	79.81	
28	HQ	West Bengal Rural Employment and Production Act, 1976	West Bengal Rural Employment Cess	FY 2001-02	WB Taxation Tribunal, Kolkata	14.34	



Sl. No	Area	Name Of Statute	Nature of dues	Period to which amount related	Name and address of the Court/ Labour Commissioner/ Arbitration panel	Amount Under Consideration (Rs. In Crore)	Protest Amount in Crore
29	HQ	West Bengal Rural Employment and Production Act, 1976	West Bengal Rural Employment Cess	FY 2002-03	WB Taxation Tribunal, Kolkata	13.39	
30	HQ	West Bengal Rural Employment and Production Act, 1976	West Bengal Rural Employment Cess	FY 2003-04	WB Taxation Tribunal, Kolkata	13.30	
31	HQ	West Bengal Rural Employment and Production Act, 1976	West Bengal Rural Employment Cess	FY 2004-05	WB Taxation Tribunal, Kolkata	6.60	
32	HQ	West Bengal Rural Employment and Production Act, 1976	West Bengal Rural Employment Cess	FY 2005-06	Spl. Commissioner, Beliaghata, Kolkata	10.22	
33	HQ	West Bengal Rural Employment and Production Act, 1976	West Bengal Rural Employment Cess	FY 2007-08	Spl. Commissioner, Beliaghata, Kolkata	13.93	
34	HQ	West Bengal Rural Employment and Production Act, 1976	West Bengal Rural Employment Cess	FY 2008-09	Spl. Commissioner, Beliaghata, Kolkata	14.33	
35	HQ	West Bengal Rural Employment and Production Act, 1976	West Bengal Rural Employment Cess	FY 2009-10	Spl. Commissioner, Beliaghata, Kolkata	13.73	
36	HQ	West Bengal Rural Employment and Production Act, 1976	West Bengal Rural Employment Cess	FY 2010-11	Spl. Commissioner, Beliaghata, Kolkata	15.39	
37	HQ	West Bengal Rural Employment and Production Act, 1976	West Bengal Rural Employment Cess	FY 2011-12	Spl. Commissioner, Beliaghata, Kolkata	25.75	
38	HQ	West Bengal Rural Employment and Production Act, 1976	West Bengal Rural Employment Cess	FY 2012-13	Spl. Commissioner, Beliaghata, Kolkata	17.28	
39	HQ	West Bengal Primary Education Act, 1973	West Bengal Primary Education Cess	FY 1997-98	WB Taxation Tribunal, Kolkata	27.04	
40	HQ	West Bengal Primary Education Act, 1973	West Bengal Primary Education Cess	FY 1998-99	WB Taxation Tribunal, Kolkata	53.10	



Sl. No	Area	Name Of Statute	Nature of dues	Period to which amount related	Name and address of the Court/ Labour Commissioner/ Arbitration panel	Amount Under Consideration (Rs. In Crore)	Protest Amount in Crore
41	HQ	West Bengal Primary Education Act, 1973	West Bengal Primary Education Cess	FY 1999-00	WB Taxation Tribunal, Kolkata	26.27	
42	HQ	West Bengal Primary Education Act, 1973	West Bengal Primary Education Cess	FY 2000-01	WB Taxation Tribunal, Kolkata	3.56	
43	HQ	West Bengal Primary Education Act, 1973	West Bengal Primary Education Cess	FY 2001-02	WB Taxation Tribunal, Kolkata	3.59	
44	HQ	West Bengal Primary Education Act, 1973	West Bengal Primary Education Cess	FY 2002-03	WB Taxation Tribunal, Kolkata	3.35	
45	HQ	West Bengal Primary Education Act, 1973	West Bengal Primary Education Cess	FY 2003-04	WB Taxation Tribunal, Kolkata	3.33	
46	HQ	West Bengal Primary Education Act, 1973	West Bengal Primary Education Cess	FY 2004-05	WB Taxation Tribunal, Kolkata	1.65	
47	HQ	West Bengal Primary Education Act, 1973	West Bengal Primary Education Cess	FY 2005-06	Spl. Commissioner, Beliaghata, Kolkata	2.56	
48	HQ	West Bengal Primary Education Act, 1973	West Bengal Primary Education Cess	FY 2007-08	Spl. Commissioner, Beliaghata, Kolkata	3.48	
49	HQ	West Bengal Primary Education Act, 1973	West Bengal Primary Education Cess	FY 2008-09	Spl. Commissioner, Beliaghata, Kolkata	3.58	
50	HQ	West Bengal Primary Education Act, 1973	West Bengal Primary Education Cess	FY 2009-10	Spl. Commissioner, Beliaghata, Kolkata	3.43	
51	HQ	West Bengal Primary Education Act, 1973	West Bengal Primary Education Cess	FY 2010-11	Spl. Commissioner, Beliaghata, Kolkata	3.85	
52	HQ	West Bengal Primary Education Act, 1973	West Bengal Primary Education Cess	FY 2011-12	Spl. Commissioner, Beliaghata, Kolkata	6.44	



Sl. No	Area	Name Of Statute	Nature of dues	Period to which amount related	Name and address of the Court/ Labour Commissioner/ Arbitration panel	Amount Under Consideration (Rs. In Crore)	Protest Amount in Crore
53	HQ	West Bengal Primary Education Act, 1973	West Bengal Primary Education Cess	FY 2012-13	Spl. Commissioner, Beliaghata, Kolkata	4.32	
54	HQ	West Bengal Rural Employment and Production Act, 1976	West Bengal Rural Employment Cess	FY 2013-14	Spl. Commissioner, Beliaghata, Kolkata	23.06	
55	HQ	West Bengal Primary Education Act, 1973	West Bengal Primary Education Cess	FY 2013-14	Spl. Commissioner, Beliaghata, Kolkata	5.76	
56	HQ	West Bengal Rural Employment and Production Act, 1976	West Bengal Rural Employment Cess	FY 2014-15	Spl. Commissioner, Beliaghata, Kolkata	18.67	
57	HQ	West Bengal Primary Education Act, 1973	West Bengal Primary Education Cess	FY 2014-15	Spl. Commissioner, Beliaghata, Kolkata	4.67	
58	HQ	West Bengal Rural Employment and Production Act, 1976	West Bengal Rural Employment Cess	FY 2015-16	Spl. Commissioner, Beliaghata, Kolkata	17.07	
59	HQ	West Bengal Primary Education Act, 1973	West Bengal Primary Education Cess	FY 2015-16	Spl. Commissioner, Beliaghata, Kolkata	4.27	
60	HQ	West Bengal Rural Employment and Production Act, 1976	West Bengal Rural Employment Cess	FY 2016-17	Spl. Commissioner, Beliaghata, Kolkata	15.48	
61	HQ	West Bengal Primary Education Act, 1973	West Bengal Primary Education Cess	FY 2016-17	Spl. Commissioner, Beliaghata, Kolkata	3.87	
62	HQ	West Bengal Rural Employment and Production Act, 1976	West Bengal Rural Employment Cess	FY 2017-18	Spl. Commissioner, Beliaghata, Kolkata	12.45	
63	HQ	West Bengal Primary Education Act, 1973	West Bengal Primary Education Cess	FY 2017-18	Spl. Commissioner, Beliaghata, Kolkata	3.11	
64	HQ	West Bengal Rural Employment and Production Act, 1976	West Bengal Rural Employment Cess	FY 2018-19	Spl. Commissioner, Beliaghata, Kolkata	11.57	



Sl. No	Area	Name Of Statute	Nature of dues	Period to which amount related	Name and address of the Court/ Labour Commissioner/ Arbitration panel	Amount Under Consideration (Rs. In Crore)	Protest Amount in Crore
65	HQ	West Bengal Primary Education Act, 1973	West Bengal Primary Education Cess	FY 2018-19	Spl. Commissioner, Beliaghata, Kolkata	2.89	
66	HQ	West Bengal Rural Employment and Production Act, 1976	West Bengal Rural Employment Cess	FY 2019-20	Spl. Commissioner, Beliaghata, Kolkata	10.89	
67	HQ	West Bengal Primary Education Act, 1973	West Bengal Primary Education Cess	FY 2019-20	Spl. Commissioner, Beliaghata, Kolkata	2.72	
68	HQ	West Bengal VAT Act, 2003	WB VAT	FY 2012-13	WB Taxation Tribunal	8.17	
69	HQ	Central Sales Tax Act, 1956	CST	FY 2012-13	High Court, Kolkata	4.49	
70	HQ	West Bengal VAT Act, 2003	WB VAT	FY 2013-14	WB Taxation Tribunal	7.20	
71	HQ	Central Sales Tax Act, 1956	CST	FY 2013-14	High Court, Kolkata	3.27	1.52
72	HQ	West Bengal VAT Act, 2003	WB VAT	FY 2016-17	West Bengal Commercial Taxes Appellate & Revisional Board, Kolkata	0.53	-
73	HQ	West Bengal VAT Act, 2003	WB VAT	FY 2017-18	West Bengal Commercial Taxes Appellate & Revisional Board, Kolkata	0.57	0.09
74	HQ	Central Sales Tax Act, 1956	CST	FY 2017-18	West Bengal Commercial Taxes Appellate & Revisional Board, Kolkata	0.61	0.20
75	HQ	GST Acts'2017	GST	2018-19	Commissioner of Appeals, Siliguri	16.63	0.83
76	HQ	GST Acts'2017	GST	2017-18 to 2021-22	Commissioner of Appeals, Siliguri	93.34	4.67
77	HQ	GST Acts'2017	GST	2017-18 to 2020-21	Appeal yet to be filed	0.01	-
78	HQ	GST Acts'2017	GST	2017-18	Appeal yet to be filed	116.25	-
79	HQ	GST Acts'2017	GST	2017-18 to 2020-21	Appeal yet to be filed	6.26	0.20
80	HQ	GST Acts'2017	GST	2017-18 to 2020-21	Appeal yet to be filed	0.46	0.01



Sl. No	Area	Name Of Statute	Nature of dues	Period to which amount related	Name and address of the Court/ Labour Commissioner/ Arbitration panel	Amount Under Consideration (Rs. In Crore)	Protest Amount in Crore
81	HQ	West Bengal Rural Employment and Production Act, 1976	West Bengal Rural Employment Cess	FY 2020-21	Commercial Tax, Asansol Circle, Asansol	8.49	-
82	HQ	West Bengal Primary Education Act, 1973	West Bengal Primary Education Cess	FY 2020-21	Commercial Tax, Asansol Circle, Asansol	2.12	-
83	HQ	West Bengal Rural Employment and Production Act, 1976	West Bengal Rural Employment Cess	FY 2021-22	Commercial Tax, Asansol Circle, Asansol	3.00	-
84	HQ	West Bengal Primary Education Act, 1973	West Bengal Primary Education Cess	FY 2021-22	Commercial Tax, Asansol Circle, Asansol	0.75	-
85	HQ	West Bengal Rural Employment and Production Act, 1976	West Bengal Rural Employment Cess	FY 2022-23	Commercial Tax, Asansol Circle, Asansol	18.77	-
86	HQ	West Bengal Primary Education Act, 1973	West Bengal Primary Education Cess	FY 2022-23	Commercial Tax, Asansol Circle, Asansol	4.69	-
87	Mug-A	Jharkhand VAT Act	VAT	2011-12	J.C.C.T (Appeal) Dhanbad	0.07	0.01
88	Mug-A	Jharkhand VAT Act	VAT	2011-12	J.C.C.T (Appeal) Dhanbad	0.53	0.22
89	Mug-A	Central Sales Tax Act, 1956	CST	2011-12	J.C.C.T (Appeal) Dhanbad	0.05	0.01
90	Mug-A	Jharkhand VAT Act	VAT	2012-13	J.C.C.T (Appeal) Dhanbad	1.30	0.41
91	Mug-A	Central Sales Tax Act, 1956	CST	2012-13	J.C.C.T (Appeal) Dhanbad	1.85	0.49
92	Mug-A	Central Sales Tax Act, 1956	CST	2013-14	J.C.C.T (Appeal) Dhanbad	0.27	0.05
93	Mug-A	Central Sales Tax Act, 1956	CST	2014-15	DCCT, CHIRKUNDA CIRCLE	0.80	0.16
94	Mug-A	Central Sales Tax Act, 1956	CST	2016-17	J.C.C.T (Appeal) Dhanbad	1.94	0.39
95	Mug-A	Jharkhand VAT Act	VAT	2017-18	J.C.C.T (Appeal) Dhanbad	0.86	0.09
96	Mug-A	Central Sales Tax Act, 1956	CST	2017-18	J.C.C.T (Appeal) Dhanbad	0.08	0.01
97	SPM	MMDR ACT, 1957	ROYALTY	Apr'86	The Hon'ble Supreme Court	0.08	
98	SPM	MMDR ACT, 1957	ROYALTY	Feb'91	The Hon'ble Supreme Court	0.14	



Sl. No	Area	Name Of Statute	Nature of dues	Period to which amount related	Name and address of the Court/ Labour Commissioner/ Arbitration panel	Amount Under Consideration (Rs. In Crore)	Protest Amount in Crore
99	SPM	MMDR ACT, 1957	ROYALTY	Apr'94	The Hon'ble Supreme Court	1.66	
100	SPM	MMDR ACT, 1957	ROYALTY	Mar'96	The Hon'ble Supreme Court	3.95	
101	SPM	MMDR ACT, 1957	ROYALTY	Sept'03	The Hon'ble Supreme Court	0.09	
102	SPM	JHARKHAND VALUE ADDED TAX ACT, 2005	JVAT	1989-90	1) Hearing process in Tribunal Court 2) Obtained stay from the Hon'ble High Court,Kolkata	0.17	
103	SPM	CENTRAL SALES TAX ACT, 1956	CST	1989-90	1) Hearing process in Tribunal Court 2) Obtained stay from the Hon'ble High Court,Kolkata	1.74	
104	SPM	JHARKHAND VALUE ADDED TAX ACT, 2005	JVAT	1990-91	1) Hearing process in Tribunal Court 2) Obtained stay from the Hon'ble High Court,Kolkata	0.2	
105	SPM	CENTRAL SALES TAX ACT, 1956	CST	1990-91	1) Hearing process in Tribunal Court 2) Obtained stay from the Hon'ble High Court,Kolkata	2.89	2.13
106	SPM	JHARKHAND VALUE ADDED TAX ACT, 2005	JVAT	1991-92	1) Obtained stay from the Hon'ble High Court,Kolkata	0.03	
107	SPM	CENTRAL SALES TAX ACT, 1956	CST	1991-92	1) Obtained stay from the Hon'ble High Court,Kolkata	1.55	1.55
108	SPM	JHARKHAND VALUE ADDED TAX ACT, 2005	JVAT	1992-93	1) Hearing process in Tribunal Court 2) Obtained stay from the Hon'ble High Court,Kolkata	0.02	
109	SPM	CENTRAL SALES TAX ACT, 1956	CST	1992-93	1) Hearing process in Tribunal Court 2) Obtained stay from the Hon'ble High Court,Kolkata	1.8	
110	SPM	CENTRAL SALES TAX ACT, 1956	CST	1992-93	Kolkata High Court	1.79	1.79
111	SPM	JHARKHAND VALUE ADDED TAX ACT, 2005	JVAT	1993-94	1) Hearing process in Tribunal Court 2) Obtained stay from the Hon'ble High Court,Kolkata	0.62	



Sl. No	Area	Name Of Statute	Nature of dues	Period to which amount related	Name and address of the Court/ Labour Commissioner/ Arbitration panel	Amount Under Consideration (Rs. In Crore)	Protest Amount in Crore
112	SPM	CENTRAL SALES TAX ACT, 1956	CST	1993-94	1) Hearing process in Tribunal Court 2) Obtained stay from the Hon'ble High Court,Kolkata	2.42	
113	SPM	CENTRAL SALES TAX ACT, 1956	CST	1993-94	Kolkata High Court	1.86	1.86
114	SPM	JHARKHAND VALUE ADDED TAX ACT, 2005	JVAT	1994-95	1) Hearing process in Tribunal Court 2) Obtained stay from the Hon'ble High Court,Kolkata	0.06	
115	SPM	CENTRAL SALES TAX ACT, 1956	CST	1994-95	1) Hearing process in Tribunal Court 2) Obtained stay from the Hon'ble High Court,Kolkata	2.61	
116	SPM	CENTRAL SALES TAX ACT, 1956	CST	1994-95	Kolkata High Court	1.68	1.68
117	SPM	MMDR ACT, 1957	ROYALTY	from 24.09.03 to 31.12.05	The Hon'ble High Court,Ranchi - under stay	0.17	
118	SPM	JHARKHAND VALUE ADDED TAX ACT, 2005	JVAT	1997-98	ACCT,Deoghar	0.39	
119	SPM	JHARKHAND VALUE ADDED TAX ACT, 2005	JVAT	1998-99	ACCT,Deoghar	0.13	
120	SPM	CENTRAL SALES TAX ACT, 1956	CST	1999-00	ACCT,Deoghar	0.12	
121	SPM	JHARKHAND VALUE ADDED TAX ACT, 2005	JVAT	1999-00	ACCT,Deoghar	0.04	
122	SPM	CENTRAL SALES TAX ACT, 1956	CST	2000-01	Stay granted by the J.C.C.T.,Dumka	0.13	
123	SPM	JHARKHAND VALUE ADDED TAX ACT, 2005	JVAT	2000-01	Stay granted by the J.C.C.T.,Dumka	0.01	
124	SPM	JHARKHAND VALUE ADDED TAX ACT, 2005	JVAT	2001-02	ACCT,Deoghar	0.03	
125	SPM	CENTRAL SALES TAX ACT, 1956	CST	2001-02	ACCT,Deoghar	0.19	
126	SPM	JHARKHAND VALUE ADDED TAX ACT, 2005	JVAT	2002-03	Tribunal Court, Ranchi	0.23	
127	SPM	CENTRAL SALES TAX ACT, 1956	CST	2002-03	Tribunal Court, Ranchi	1.39	



Sl. No	Area	Name Of Statute	Nature of dues	Period to which amount related	Name and address of the Court/ Labour Commissioner/ Arbitration panel	Amount Under Consideration (Rs. In Crore)	Protest Amount in Crore
128	SPM	JHARKHAND VALUE ADDED TAX ACT, 2005	JVAT	2003-04	Remanded by JCCT (Appeal), Dumka for reassessment	1.31	
129	SPM	CENTRAL SALES TAX ACT, 1956	CST	2003-04	Remanded by JCCT (Appeal), Dumka for reassessment	5.76	
130	SPM	JHARKHAND VALUE ADDED TAX ACT, 2005	JVAT	2004-05	Commissioner of Commercial Tax, Ranchi	0.44	
131	SPM	CENTRAL SALES TAX ACT, 1956	CST	2004-05	Commissioner of Commercial Tax, Ranchi	0.77	
132	SPM	JHARKHAND VALUE ADDED TAX ACT, 2005	JVAT	2006-07	Commissioner of Commercial Tax, Ranchi	0.09	
133	SPM	CENTRAL SALES TAX ACT, 1956	CST	2006-07	Commissioner of Commercial Tax, Ranchi	4.33	
134	SPM	CENTRAL SALES TAX ACT, 1956	CST	2007-08	Commissioner of Commercial Tax, Ranchi	3.02	
135	SPM	JHARKHAND VALUE ADDED TAX ACT, 2005	JVAT	2007-08	Commissioner of Commercial Tax, Ranchi	0.39	
136	SPM	CENTRAL SALES TAX ACT, 1956	CST	2011-12	DCCT, Deoghar	2.76	
137	SPM	CENTRAL SALES TAX ACT, 1956	CST	2012-13	DCCT, Deoghar	0.59	
138	SPM	JHARKHAND VALUE ADDED TAX ACT, 2005	JVAT	2012-13	DCCT, Deoghar	0.32	
139	SPM	MMDR ACT, 1957	ROYALTY	Sept'03	D.C.Deoghar	0.75	
140	SPM	MMDR ACT, 1957	ROYALTY	2005-06	D.C.Deoghar	0.01	
141	SPM	Jharkhand Forest Produce (Transit and Regulation) Rules, 2020	Forest Produce Transit Fee	From 01.10.2020	High Court, Ranchi	1.14	
142	SPM	CENTRAL SALES TAX ACT, 1956	CST	2017-18	DCCT, Deoghar	0.27	
143	Rajmahal	Central Excise	Excise and Service Tax	2013-14 to 2015-16	Commissioner of Central Excise (Appeal), Ranchi	0.61	0.02
144	Rajmahal	MMDR Act	Royalty	1998-98	Hon'ble High Court, Ranchi	41.86	
145	Rajmahal	MMDR Act	Royalty	1998-98	Hon'ble High Court, Ranchi	1.75	
146	Rajmahal	MMDR Act	Royalty	2011-12	District Collector (D.C.), Godda	15.21	3.37



Sl. No	Area	Name Of Statute	Nature of dues	Period to which amount related	Name and address of the Court/ Labour Commissioner/ Arbitration panel	Amount Under Consideration (Rs. In Crore)	Protest Amount in Crore
147	Rajmahal	MMDR Act	Royalty	1994-95	Certificate Officer, Dumka	1.32	0.52
148	Rajmahal	MMDR Act	Royalty	2008-09 & 2009-10	District Mining Officer, Godda	0.09	
149	Rajmahal	MMDR Act	Surface Rent	2014-15 to 2017-18	District Mining Officer, Godda	1.79	
150	Rajmahal	MMDR Act	Surface Rent	2007 to 2018	District Mining Officer, Pakur	0.06	
151	Rajmahal	MMDR Act	Dead Rent	Upto Dec.'15	Gandarv Colliery (DMO, Dumka)	0.05	
152	Rajmahal	Electricity Act	Electricity Duty	Aug.'11 to March'19	JBVNL	1.40	
153	Rajmahal	Central Sales Tax Act, 1956	CST	2001-02	CCT, Ranchi	1.96	
154	Rajmahal	Central Sales Tax Act, 1956	CST	April'06 to Aug.'13	Commercial Taxes Tribunal, Ranchi	3.35	3.35
155	Rajmahal	Central Sales Tax Act, 1956	CST	2006-07	DCCT, Godda	0.27	0.27
156	Rajmahal	Jharkhand VAT Act, 2005	VAT	2008-09	CCT, Ranchi	0.23	0.23
157	Rajmahal	Central Sales Tax Act, 1956	CST	2008-09	CCT, Ranchi	0.74	0.74
158	Rajmahal	Central Sales Tax Act, 1956	CST	2013-14	Commercial Taxes Tribunal, Ranchi	3.25	0.35
159	Rajmahal	Jharkhand VAT Act, 2005	VAT	2014-15	JCCT (Appeals), Dumka	0.13	
160	Rajmahal	Central Sales Tax Act, 1956	CST	2014-15	JCCT (Appeals), Dumka	4.14	0.91
161	Rajmahal	Jharkhand VAT Act, 2005	VAT	2015-16	JCCT (Appeals), Dumka	9.10	2.79
162	Rajmahal	Central Sales Tax Act, 1956	CST	2015-16	JCCT (Appeals), Dumka	4.74	
163	Rajmahal	Electricity Act	Electricity Duty	2011-12	DCCT, Godda	0.24	0.01
164	Rajmahal	Electricity Act	Electricity Duty	2012-13	DCCT, Godda	0.42	
165	Rajmahal	Electricity Act	Electricity Duty	2013-14	DCCT, Godda	0.25	
166	Rajmahal	Jharkhand Forest Produce Transit Rules 2020	Forest Produce Transit Fees	2020	Hon'ble High Court, Ranchi	13.36	
						2,506.27	850.33



ANNEXURE "B" TO INDEPENDENT AUDITOR'S REPORT TO THE MEMBERS OF THE EASTERN COALFIELDS LIMITED ON THE STANDALONE FINANCIAL STATEMENT FOR THE YEAR ENDED AS ON 31ST MARCH 2025

(Referred to in Paragraph 2 under Report on Other Legal and Regulatory Requirements section of our report)

Report on directions under section 143(5) of the Companies Act, 2013 in respect of Eastern Coalfields Limited for the year 2024-25

Sl. No.	Particulars	Observation
1.	Whether the Company has system in place to process all the accounting transactions through IT System? If Yes, the implications of processing of accounting transactions outside IT System on the integrity of the accounts along with the financial implications. If any, may be stated.	Yes, the company has migrated to SAP, an ERP application software from its legacy system Coal-Net to process all its' accounting transactions with effect from 1 st August 2021. As per the information and explanations provided to us by the management, this application covers mostly all the functionalities to run the business process smoothly and efficiently to fulfil the intense requirement of the Company.
2.	Whether there is any restructuring of an existing loan or cases of waiver / write-off of debt/loans/ interest etc. made by a lender to the company due to the company's inability to repay the loan? If yes, the financial impact may be stated. Whether such cases are properly accounted for? (in case, lender is Government company, then this directions is also applicable for statutory auditor of Lender Company.)	No such cases of restructuring of an existing loan or cases of waiver / write-off of debt/loans/ interest etc. made by a lender to the company due to the company's inability to repay the loan was observed during the financial year 24-25.
3.	Whether Funds (Grants/subsidy etc.) received / receivable for specific schemes from Central /State Government or its agencies were properly accounted for / utilized as per its terms and conditions? List the cases of deviation.	As stated by the management, no funds (Grants/subsidy etc.) received / receivable for specific schemes from Central /State Government or its agencies during the year 2024-25.

For K A S G & Co
Chartered Accountants
FRN: 002228C

CA. Keshaw Kumar Harodia ,
Partner
Membership No. 034751
UDIN: 25034751BMLZPX3446

Date: 15th April 2025
Place: Kolkata



Report on additional directions under section 143(5) of the Companies Act, 2013 in respect of M/s Eastern Coalfields Limited for the year 2024-25

SI No.	Particulars	Observation
1.	Whether coal stock measurement was done based on Yellow Book? Whether physical stock measurement reports are accompanied by contour map in all cases? Whether approval of the competent authority was obtained for new heap, if any, created during the year.	As per information and explanation provided to us, coal stock measurement was done based on Yellow Book and new heaps created during the year having approval of the competent authority.
2.	Whether the company has conducted physical verification exercise of assets and properties at the time of merger/ split/restructure of an area. If so, whether the concerned subsidiary followed the requisite procedure.	As per information and explanation provided to us, the company has not done the merger/ split/ restructure of any area during the year.
3.	Whether separate Escrow Accounts for each mine has been maintained in ECL and its subsidiaries. Also examine the utilization of the fund of the account.	Yes, separate Escrow Accounts for each mine has been maintained as per the guideline issued by Ministry of Coal. As stated in Note 4.6.3 of Financial Statements, the fund of Rs. 4.92 Crore was utilized from these Escrow account during the year 2024-25.
4.	Whether the impact of penalty for illegal mining as imposed by the Hon'ble Supreme Court/ National Green Tribunal/ State Pollution Control Board has been duly considered and accounted for?	The impact of penalty for illegal mining as referred in Note No: 16(4)A I of the additional notes to the Financial Statements, imposed by the Hon'ble Supreme Court/ National Green Tribunal/ State Pollution Control Board has been duly evaluated and disclosed by the management. The Penalty of Rs.2178.14 crores under MMDR Act,1957 by Govt. of Jharkhand raised in earlier years for alleged illegal or unlawful mined mineral which consist of 11 demand notices not accounted due to dispute. However, Hon'ble Coal Tribunal, Ministry of Coal vide its order dated 29.06.2022 has set aside the demand of the state of Jharkhand. Hon'ble revisional Authority, Ministry of Coal, Govt. of India on 14.02.2025 directed not to take any coercive action against the Company. Considering this, the ECL management evaluated that the possibility of an outflow of resources in the settlement is remote and not accounted in books.
5.	Whether any independent Assessment/ Certification in respect of migration process of data from Coal net portal to SAP has been done.	Independent Assessment/ Certification in respect of migration process of data from Coalnet Software to SAP has been done. As per report dated 7 th April 2025 FICO ,MM, SD & PM Module are 100% reconciled. However HCM module is not fully reconciled.

For K A S G & Co
Chartered Accountants
FRN: 002228C

CA. Keshaw Kumar Harodia
Partner
Membership No. 034751
UDIN: 25034751BMLZPX3446

Date: 15th April 2025
Place: Kolkata



ANNEXURE "C" TO INDEPENDENT AUDITOR'S REPORT TO THE MEMBERS OF THE EASTERN COALFIELDS LIMITED ON THE STANDALONE FINANCIAL STATEMENT FOR THE YEAR ENDED AS ON 31ST MARCH 2025

(Referred to in Paragraph 3(i) under Report on Other Legal and Regulatory Requirements section of our report)

Report on the Internal Financial Controls under Clause (i) of Sub-section 3 of Section 143 of the Companies Act, 2013 ("the Act")

We have audited the internal financial controls over financial reporting of M/s Eastern Coalfields Limited ("the Company") as of 31st March 2025 in conjunction with our audit of the Standalone Financial Statements of the Company for the year ended on that date which includes internal financial controls over financial reporting of the Company's branches.

Management's Responsibility for Internal Financial Controls

The Company's Board of Directors are responsible for establishing and maintaining internal financial controls based on "the internal control over financial reporting criteria established by the Company considering the essential components of internal control stated in the 'Guidance Note' on Audit of Internal Financial Controls over Financial Reporting issued by the Institute of Chartered Accountants of India". These responsibilities include the design, implementation and maintenance of adequate internal financial controls that were operating effectively for ensuring the orderly and efficient conduct of its business, including adherence to company's policies, the safeguarding of its assets, the prevention and detection of frauds and errors, the accuracy and completeness of the accounting records, and the timely preparation of reliable financial information, as required under the Companies Act, 2013.

Auditors' Responsibility

Our responsibility is to express an opinion on the Company's internal financial controls over financial reporting based on our audit. We conducted our audit in accordance with the Guidance Note on Audit of Internal Financial Controls over Financial Reporting (the "Guidance Note") and the Standards on Auditing, issued by ICAI and deemed to be prescribed under section 143(10) of the Companies Act, 2013, to the extent applicable to an audit of internal financial controls. Those Standards and the Guidance Note require that we comply with ethical requirements and plan and perform the audit to obtain reasonable assurance about whether adequate internal financial controls over financial reporting was established and maintained and if such controls operated effectively in all material respects.

Our audit involves performing procedures to obtain audit evidence about the adequacy of the internal financial controls system over financial reporting and their operating effectiveness. Our audit of internal financial controls over financial reporting included obtaining an understanding of internal financial controls over financial reporting, assessing the risk that a material weakness exists, and testing and evaluating the design and operating effectiveness of internal control based on the assessed risk. The procedures selected depend on the auditor's judgment, including the assessment of the risks of material misstatement of the Standalone Financial Statements, whether due to fraud or error.

We believe that the audit evidence we have obtained, and the audit evidence obtained by the branch auditors in terms of their reports referred to in the Para "Other Matter" below, is sufficient and appropriate to provide a basis for our audit opinion on the Company's internal financial controls system over financial reporting.

Meaning of Internal Financial Controls over Financial Reporting

A company's internal financial control over financial reporting is a process designed to provide reasonable assurance regarding the reliability of financial reporting and the preparation of Standalone financial statements for external purposes in accordance with generally accepted accounting principles. A company's internal financial control over financial reporting includes those policies and procedures that (1) Pertain to the maintenance of records that, in reasonable



detail, accurately and fairly reflect the transactions and dispositions of the assets of the company; (2) Provide reasonable assurance that transactions are recorded as necessary to permit preparation of financial statements in accordance with generally accepted accounting principles, and that receipts and expenditures of the company are being made only in accordance with authorisations of management and directions of the company; and (3) Provide reasonable assurance regarding prevention or timely detection of unauthorised acquisition, use, or disposition of the company's assets that could have a material effect on the standalone financial statements.

Inherent Limitations of Internal Financial Controls over Financial Reporting

Because of the inherent limitations of internal financial controls over financial reporting, including the possibility of collusion or improper management override of controls, material misstatements due to error or fraud may occur and not be detected. Also, projections of any evaluation of the internal financial controls over financial reporting to future periods are subject to the risk that the internal financial control over financial reporting may become inadequate because of changes in conditions, or that the degree of compliance with the policies or procedures may deteriorate.

Opinion

In our opinion, to the best of our information and according to the explanations given to us, the Company has, in all material respects, an adequate internal financial controls system over financial reporting and such internal financial controls over financial reporting were operating effectively as at 31st March, 2025, based on the criteria for internal financial control over financial reporting established by the Company considering the essential components of internal control stated in the Guidance Note on Audit of Internal Financial Controls Over Financial Reporting issued by the Institute of Chartered Accountants of India.

Other Matter

Our aforesaid report under Section 143(3)(i) of the Act on the adequacy and operating effectiveness of the internal financial controls over financial reporting insofar as it relates to Eighteen (18) units / branches, is based on the corresponding reports of the unit / branch auditors.

Our opinion is not modified in respect of this matter.

For K A S G & Co
Chartered Accountants
FRN: 002228C

CA. Keshaw Kumar Harodia
Partner
Membership No. 034751
UDIN: 25034751BMLZPX3446

Date: 15th April 2025
Place: Kolkata



Compliance Certificate

We have conducted the audit of accounts M/s EASTERN COALFIELDS LIMITED for the year ended 31st March,2025 in accordance with the Direction and Additional Direction issued by the C & AG of India under section 143(5) of the Companies Act,2013 and certify that we complied with all the Direction and Additional Direction issued to us.

For K A S G & Co
Chartered Accountants
FRN: 002228C

CA. Keshaw Kumar Harodia
Partner
Membership No. 034751
UDIN: 25034751BMLZPX3446

Date: 15th April 2025
Place: Kolkata

**ECL**

EASTERN COALFIELDS LIMITED



No.: 231/DGA(C)/Kol./LA-I/Accounts Audit /ECL/2024-25/2025-26

कार्यालय, प्रधान निदेशक लेखापरीक्षा (कोयला),
पुराना निज़ाम महल, प्रथम तल,
234/4, ए.जे.सी. बोस रोड,
कोलकाता-700020



OFFICE OF THE PRINCIPAL
DIRECTOR OF AUDIT
(COAI OLD NIZAM PALACE,
234/4, A.J.C. BOSE ROAD,
KOLKATA - 700020

CONFIDENTIAL

To,
The Chairman-cum-Managing Director, Eastern Coalfields Limited,
Sanctoria. P.O. Dishergarh,
Dist. Burdwan,
West Bengal - 713333

Subject: Comments of the Comptroller & Auditor General of India under Section 143(6)(b) of the Companies' Act, 2013 on the financial statements of Eastern Coalfields Limited for the year ended 31 March 2025.

Sir,

I forward herewith the Comments of the Comptroller & Auditor General of India under Section 143(6)(b) of the Companies' Act, 2013 on the financial statements of Eastern Coalfields Limited for the year ended 31 March 2025.

The receipt of this letter may please be acknowledged.

Encl: As stated

Yours faithfully,

**(Yashodhara Ray Chaudhari)
Director General & ADAI
Kolkata**

**Place: Kolkata
Dated: 11 July 2025**



COMMENTS OF THE COMPTROLLER AND AUDITOR GENERAL OF INDIA UNDER SECTION 143(6)(b) OF THE COMPANIES ACT, 2013 ON THE FINANCIAL STATEMENTS OF EASTERN COALFIELDS LIMITED FOR THE YEAR ENDED 31 MARCH 2025

The preparation of financial statements of Eastern Coalfields Limited for the year ended 31 March 2025 in accordance with the financial reporting framework prescribed under the Companies Act, 2013 (Act) is the responsibility of the Management of the Company. The statutory auditor appointed by the Comptroller and Auditor General of India under section 139(5) of the Act is responsible for expressing opinion on the financial statements under section 143 of the Act based on independent audit in accordance with the standards on auditing prescribed under section 143(10) of the Act. This is stated to have been done by them vide their Audit Report dated 15 April 2025.

I, on behalf of the Comptroller and Auditor General of India, have conducted a supplementary audit of the financial statements of Eastern Coalfields Limited for the year ended 31 March 2025 under section 143(6)(a) of the Act. This supplementary audit has been carried out independently without access to the working papers of the statutory auditors and is limited primarily to inquiries of the statutory auditors and company personnel and a selective examination of some of the accounting records.

On the basis of my supplementary audit nothing significant has come to my knowledge which would give rise to any comment upon or supplement to statutory auditors' report under section 143(6)(b) of the Act.

**For and on behalf of the
Comptroller & Auditor General of India**

**(Yashodhara Ray Chaudhari)
Director General & ADAI
Kolkata**

Place: Kolkata

Dated: 11 July 2025



EGL

**ANNUAL ACCOUNTS
2024-25**

EASTERN COALFIELDS LIMITED

(A subsidiary of Coal India Limited)

www.easterncoal.nic.in



BALANCE SHEET

(₹ in Crore)

	Note No.	As at 31-03-2025	As at 31-03-2024
ASSETS			
Non-Current Assets			
a. Property, Plant and Equipment	3.1	6,509.58	5,973.43
b. Capital Work in Progress	3.2	1,065.36	798.56
c. Exploration and Evaluation Assets	3.3	822.19	764.03
d. Intangible Assets	3.4	9.44	12.40
e. Intangible Assets under Development	3.5	-	-
f. Financial Assets			
i. Investments	4.1	0.08	0.08
ii. Loans	4.2	-	0.02
iii. Other Financial Assets	4.6	1,235.63	1,104.72
g. Deferred Tax Assets (net)	11.2	779.12	848.38
h. Non-Current Tax Assets (Net)	11.1	-	71.14
i. Other Non-Current assets	6.1	1,508.42	1,269.68
Total Non-Current Assets (A)		11,929.82	10,842.44
Current Assets			
a. Inventories	5.1	1,395.59	1,121.05
b. Financial Assets			
i. Investments	4.1	-	-
ii. Trade Receivables	4.3	2,059.08	1,892.15
iii. Cash and Cash equivalents	4.4	208.15	119.12
iv. Other Bank Balances	4.5	1,079.15	1,798.65
v. Loans	4.2	-	-
vi. Other Financial Assets	4.6	99.02	145.03
c. Current Tax Assets (Net)	11.1	27.04	-
d. Other Current Assets	6.2	2,078.69	2,017.49
Total Current Assets (B)		6,946.72	7,093.49
Total Assets (A + B)		18,876.54	17,935.93

(RAMBABU PATHAK)
Company Secretary

(SHYAM SUNDER)
GM (Finance)

(MD. ANZAR ALAM)
Director (Finance)
DIN-09743117

(SATISH JHA)
Chairman-cum-Managing Director
DIN-10299809



BALANCE SHEET (Contd.)

	Note No.	As at 31-03-2025	As at 31-03-2024
EQUITY AND LIABILITIES			
Equity			
a. Equity Share Capital	7.1	4,269.42	4,269.42
b. Other Equity	7.2	(1,168.95)	(1,291.78)
Equity attributable to equityholders of the company		3,100.47	2,977.64
Total Equity (A)		3,100.47	2,977.64
Liabilities			
Non-Current Liabilities			
a. Financial Liabilities			
i. Borrowings	8.1	146.34	150.09
ii. Other Financial Liabilities	8.3	233.73	214.33
b. Provisions	9.1	4,352.16	4,657.56
c. Deferred Tax Liabilities (net)	11.2	-	-
d. Other Non-Current Liabilities	10.1	153.21	176.09
Total Non-Current Liabilities (B)		4,885.44	5,198.07
Current Liabilities			
a. Financial Liabilities			
i. Borrowings	8.1	1,517.12	671.15
ii. Trade Payables	8.2		
Total outstanding dues of micro, small and medium enterprises		4.83	1.70
Total outstanding dues of Creditors other than micro, small and medium enterprises		1,369.80	1,327.64
iii. Other Financial Liabilities	8.3	2,060.16	2,070.24
b. Other Current Liabilities	10.2	4,918.53	4,636.27
c. Provisions	9.1	1,020.19	1,053.22
d. Current Tax Liabilities (Net)	11.1	-	-
Total Current Liabilities (C)		10,890.63	9,760.22
Total Equity and Liabilities (A + B + C)		18,876.54	17,935.93
Corporate Information	1		
Material Accounting Policies	2		
Additional Notes to the Financial Statements	16		
The Accompanying Note No. 1 to 16 form an integral part of the Financial Statements.			

(RAMBABU PATHAK)
Company Secretary

(SHYAM SUNDER)
GM (Finance)

(MD. ANZAR ALAM)
Director (Finance)
DIN-09743117

(SATISH JHA)
Chairman-cum-Managing Director
DIN-10299809

Date: 15-04-2025
Place: Kolkata

As per our report annexed
FOR KASG & Co.
Chartered Accountants
F. R. No. 002228C
CA Keshaw Kumar Harodia
Partner
Membership No. 034751
UDIN- 25034751BML2PX3446



STATEMENT OF PROFIT AND LOSS

(₹ in Crore)

	Note No.	For the Year Ended 31-03-2025	For the Year Ended 31-03-2024
Revenue from Operations (Net of Levies)			
A	12.1	14,347.34	13,891.88
B	12.1	743.20	667.26
(I) Revenue from Operations (A + B) (Net of Levies)		15,090.54	14,559.14
(II) Other Income	12.2	660.36	639.55
(III) Total Income (I + II)		15,750.90	15,198.69
Expenses			
Cost of Materials Consumed	13.1	1,048.42	1,000.35
Changes in Inventories of Finished Goods, Work-in-Progress and Stock-in-Trade	13.2	(238.95)	(497.30)
Employee Benefits Expenses	13.3	9,553.84	10,094.02
Finance Costs	13.4	142.32	121.13
Depreciation, amortization and impairment expenses	13.5	734.90	700.17
Stripping Activity Adjustment	13.6	(606.62)	(590.27)
Contractual Expenses	13.7	3,495.70	2,864.43
Other Expenses	13.8	1,320.07	1,292.67
(IV) Total Expenses		15,449.68	14,985.20
(V) Profit/(Loss) before exceptional items and Tax (III-IV)		301.22	213.49
(VI) Exceptional Items		-	-
(VII) Profit/(Loss) before Tax (V - VI)		301.22	213.49
(VIII) Tax Expenses	14.1		
Current Tax		-	17.11
Deferred Tax		96.73	(55.21)
Total Tax Expenses (VIII)		96.73	(38.10)
(IX) Profit/(Loss) for the year (VII - VIII)		204.49	251.59

(RAMBABU PATHAK)
Company Secretary

(SHYAM SUNDER)
GM (Finance)

(MD. ANZAR ALAM)
Director (Finance)
DIN-09743117

(SATISH JHA)
Chairman-cum-Managing Director
DIN-10299809



STATEMENT OF PROFIT AND LOSS (Contd.)

(₹ in Crore)

	Note No.	For the Year Ended 31-03-2025	For the Year Ended 31-03-2024
Other Comprehensive Income	15.1		
A.(i). Items that will not be reclassified to profit or loss		(109.12)	(94.20)
Less: (ii). Income tax relating to items that will not be reclassified to profit or loss		(27.46)	-
B.(i). Items that will be reclassified to profit or loss		-	-
Less: (ii). Income tax relating to items that will be reclassified to profit or loss		-	-
(X) Total Other Comprehensive Income		(81.66)	(94.20)
(XI) Total Comprehensive Income for the year (IX + X) (Comprising Profit/ (Loss) and Other Comprehensive Income for the year)		122.83	157.39
Earning per equity share (in ₹)			
(Face Value of ₹ 1000/- per share)			
1. Basic		47.90	58.93
2. Diluted		47.90	58.93
Refer note 16 (5)(A) for calculation of EPS			
Corporate Information	1		
Material Accounting Policies	2		
Additional Notes to the Financial Statements	16		
The Accompanying Note No. 1 to 16 form an integral part of the Financial Statements.			

(RAMBABU PATHAK)
Company Secretary

(SHYAM SUNDER)
GM (Finance)

(MD. ANZAR ALAM)
Director (Finance)
DIN-09743117

(SATISH JHA)
Chairman-cum-Managing Director
DIN-10299809

As per our report annexed
FOR KASG & Co.
Chartered Accountants
F. R. No. 002228C

CA Keshaw Kumar Harodia
Partner
Membership No. 034751
UDIN- 25034751BML2PX3446

Date: 15-04-2025

Place: Kolkata



STATEMENT OF CASH FLOW (INDIRECT METHOD)

(₹ in Crore)

	For the Year Ended 31-03-2025		For the Year Ended 31-03-2024	
A. Cash Flow From Operating Activities:				
Profit/(Loss) before Tax		301.22		213.49
Adjustment for:				
Depreciation, amortization and Impairment Expenses	734.90		700.17	
Interest Income and other income from Investment	(189.48)		(308.45)	
Finance Cost	126.99		86.62	
(Profit)/Loss on sale of Property, Plant and Equipment	(0.85)		(12.10)	
Liability and Provision written Back (Net)	(358.56)		(162.14)	
Allowance for Trade Receivables	8.56		132.28	
Other allowances and write off	5.60		7.81	
Stripping Activity Adjustment	(606.62)		(590.27)	
Loss/(Gain) on Exchange Rate Variance	-	(279.46)	-	(146.08)
Cash flows from operating activities before changes in following assets and liabilities		21.76		67.41
Adjustments for :				
Trade Receivable (Net of Provision)	(166.93)		(327.65)	
Inventories	(274.54)		(558.18)	
Loans and Advances and Other Assets	(295.27)		(427.37)	
Financial and Other Liabilities	363.74		(785.10)	
Trade Payables	45.29	(327.71)	335.79	(1,762.51)
Cash Generated from Operation		(305.95)		(1,695.10)
Income Tax (Paid)/Refund		44.10		(113.03)
Net Cash Flow (used in)/generated from Operating Activities (I)		(261.85)		(1,808.13)
B. Cash Flows From Investing Activities:				
Payments for Property, Plant and Equipments and Intangible assets.	(1,194.57)		(975.02)	
Sale proceeds from Property, Plant & Equipment (Net)	0.85		12.10	
Addition in Exploration and Evaluation Assets	(39.92)		(41.64)	
Proceeds/(Investment) from Fixed Deposit	584.95		1,484.28	
Interest from Investments	236.22	(412.47)	299.97	779.69
Net Cash Flow (used in)/generated from Investing Activities (II)		(412.47)		779.69
C. Cash Flows From Financing Activities:				
Proceeds from/ (Repayment of) Non-current borrowings	(8.04)		(7.79)	
Proceeds from/ (Repayment of) Current borrowings	1,500.00		-	
Interest paid	(65.78)	1,426.18	(40.01)	(47.80)
Net Cash flow (used in)/generated from Financing Activities (III)		1,426.18		(47.80)
Net Increase/(Decrease) in Cash & Cash Equivalent (I + II + III)		751.86		(1,076.24)
Cash and Cash Equivalent as at the beginning of the year (IV)	(544.13)		532.11	
Cash and Cash Equivalent as at the end of the year (V)	207.73	751.86	(544.13)	(1,076.24)
(All figures in bracket represent outflow)				

(RAMBABU PATHAK)
Company Secretary

(SHYAM SUNDER)
GM (Finance)

(MD. ANZAR ALAM)
Director (Finance)
DIN-09743117

(SATISH JHA)
Chairman-cum-Managing Director
DIN-10299809



STATEMENT OF CASH FLOW (INDIRECT METHOD)

Notes to the Statement of Cash Flow:

(₹ in Crore)

	As at 31-03-2025	As at 31-03-2024
Components of Cash and Cash Equivalents		
(a) Balances with Banks		
- in Deposit Accounts	8.41	8.25
- in Current Accounts	114.31	77.02
(b) Bank Balances outside India		
(d) Cheques, Drafts and Stamps in hand		
(e) Cash in hand		
(f) Cash on hand outside India		
(f) Bank Overdraft	(0.42)	(663.25)
(g) Others <small>e-procurement account/GeM account/Imprest balances</small>	85.43	33.85
Total (Refer note 4.4 and note 8.1 for components of Cash and Cash Equivalents)	207.73	(544.13)

1. Reconciliation between the opening and closing balances in the balance sheet for liabilities arising from financing activities:

For the year ended 31-03-2025

Particulars	Non-current Borrowings*	Finance Lease Liabilities	Current borrowings
Opening balance as at 01-04-2024	157.99		0.00
Cash flows during the year	-8.04		1500.00
Non-cash changes due to:			
Acquisitions under finance lease			
Accrued Interest on borrowings			8.57
Effect of change in foreign exchange rates	4.52		
Transaction costs on borrowings			
Closing balance as at 31-03-2025	154.47	0.00	1508.57

For the year ended 31-03-2024

Particulars	Non-current Borrowings*	Finance Lease Liabilities	Current borrowings
Opening balance as at 01-04-2023	163.73		0.00
Cash flows during the year	-7.79		
Non-cash changes due to:			
Acquisitions under finance lease			
Accrued Interest on borrowings			
Effect of change in foreign exchange rates	2.05		
Transaction costs on borrowings			
Closing balance as at 31-03-2024	157.99	0.00	0.00

* Includes current maturities of non-current borrowings and interest accrued thereon, refer Note 8.1

2. The above statement of cash flow is prepared in accordance with the Indirect Method prescribed in Ind AS 7 - 'Statement of Cash flows.'

3. The Company has spent ₹ 4.41 Crore (Refer note no. 13.8) on account of Corporate Social Responsibility (CSR) expense during the year ended 31-03-2025 (₹ 7.33 crores).

The Accompanying Note No. 1 to 16 form an integral part of the Financial Statements.

(RAMBABU PATHAK)
Company Secretary

(SHYAM SUNDER)
GM (Finance)

(MD. ANZAR ALAM)
Director (Finance)
DIN-09743117

(SATISH JHA)
Chairman-cum-Managing Director
DIN-10299809

Date: 15-04-2025

Place: Kolkata

As per our report annexed
FOR KASG & Co.
Chartered Accountants
F. R. No. 002228C

CA Keshaw Kumar Harodia
Partner
Membership No. 034751
UDIN- 25034751BML2PX3446



STATEMENT OF CHANGES IN EQUITY FOR THE YEAR ENDED 31-03-2025

A. EQUITY SHARE CAPITAL

(₹ in Crore)

As at 31-03-2025				(₹ in Crore)
Particulars	Balance as at 01-04-2024	Changes in equity share capital during the current year	Balance as at 31-03-2025	
10390000 Equity Shares of ₹ 1000/- each fully paid in cash	1,039.00	-	1,039.00	
32304200 Equity Shares of ₹ 1000/- each allotted as fully paid up for consideration received other than cash	3,230.42	-	3,230.42	
Total	4,269.42	-	4,269.42	

As at 31-03-2024				(₹ in Crore)
Particulars	Balance as at 01-04-2023	Changes in equity share capital during the current year	Balance as at 31-03-2024	
10390000 Equity Shares of ₹ 1000/- each fully paid in cash	1,039.00	-	1,039.00	
32304200 Equity Shares of ₹ 1000/- each allotted as fully paid up for consideration received other than cash	3,230.42	-	3,230.42	
Total	4,269.42	-	4,269.42	

B. OTHER EQUITY

As at 31-03-2025

(₹ in Crore)

Particulars	Reserves and Surplus					Total
	Capital Redemption Reserve	Capital Reserve	General Reserve	Retained Earnings	Remeasurement of Defined Benefits Plans (net of Tax) - (OCI)	
Balance as at 01-04-2024	-	-	832.71	(1,825.16)	(299.33)	(1,291.78)
Changes in accounting policy or prior period errors	-	-	-	-	-	-
Restated Balance as at 01-04-2024	-	-	832.71	(1,825.16)	(299.33)	(1,291.78)
Profit/(Loss) for the year	-	-	-	204.49	-	204.49
Interim Dividend	-	-	-	-	-	-
Final Dividend	-	-	-	-	-	-
Addition during the year	-	-	-	-	(81.66)	(81.66)
Adjustments during the year	-	-	-	-	-	-
Transfer to / from General reserve	-	-	-	-	-	-
Buy Back of Shares	-	-	-	-	-	-
Tax on Buy back	-	-	-	-	-	-
Issue of Bonus Shares	-	-	-	-	-	-
Balance as at 31-03-2025	-	-	832.71	(1,620.67)	(380.99)	(1,168.95)



As at 31-03-2024						(₹ in Crore)
Particulars	Reserves and Surplus				Remeasurement of Defined Benefits Plans (net of Tax) - (OCI)	Total
	Capital Redemption Reserve	Capital Reserve	General Reserve	Retained Earnings		
Balance as at 01-04-2023	-	-	832.71	(2,353.13)	(205.13)	(1,725.55)
Changes in accounting policy or prior period errors	-	-	-	276.38	-	276.38
Restated Balance as at 01-04-2023	-	-	832.71	(2,076.75)	(205.13)	(1,449.17)
Profit/(Loss) for the year (Restated)	-	-	-	251.59	-	251.59
Interim Dividend	-	-	-	-	-	-
Final Dividend	-	-	-	-	-	-
Addition during the year	-	-	-	-	(94.20)	(94.20)
Adjustments during the year	-	-	-	-	-	-
Transfer to / from General reserve	-	-	-	-	-	-
Buy Back of Shares	-	-	-	-	-	-
Tax on Buy back	-	-	-	-	-	-
Issue of Bonus Shares	-	-	-	-	-	-
Balance as at 31-03-2024 (Restated)	-	-	832.71	(1,825.16)	(299.33)	(1,291.78)

The Accompanying Note No. 1 to 16 form an integral part of the Financial Statements.

(RAMBABU PATHAK)
Company Secretary

(SHYAM SUNDER)
GM (Finance)

(MD. ANZAR ALAM)
Director (Finance)
DIN-09743117

(SATISH JHA)
Chairman-cum-Managing Director
DIN-10299809

As per our report annexed
FOR KASG & Co.
Chartered Accountants
F. R. No. 002228C

CA Keshaw Kumar Harodia
Partner
Membership No. 034751
UDIN- 25034751BML2PX3446

Date: 15-04-2025
Place: Kolkata



NOTES TO THE FINANCIAL STATEMENTS

Note: 1

A. Corporate Information

Eastern Coalfields Limited (The Company) was incorporated as a private Limited Company on 1st November 1975 as a 100% Subsidiary of Coal India Limited (CIL) upon taking over assets and liabilities vested with the Eastern Division of Coal Mines Authority Limited (former name of Coal India Limited). The Company is primarily engaged in business of production and sale of coal.

The Company is domiciled in India and has its registered office at CMDs Office, Sanctoria, Post- Dishergarh, District-West Burdwan, Pin- 713333.

The financial statements for the year ended March 31, 2025, were approved for issue by the Board of Directors of the company on April 15, 2025.

B. Statement of Compliance and Recent Accounting Pronouncement

i) Statement of Compliance

These financial statements have been prepared in accordance with the Indian Accounting Standards (hereinafter referred to as the "Ind AS") as notified under the Companies (Indian Accounting Standards) Rules, 2015 (as amended) read with Section 133 of the Companies Act, 2013 ("the Act"). The Ind ASs issued, notified and made effective till the financial statements are authorised and have been considered for the purpose of preparation of these financial statements.

The accounting policies are applied consistently except where a newly issued accounting standard is initially adopted or a revision to an existing accounting standard requires a change in the accounting policy hitherto in use.

ii) Application of new and revised standards:

Ministry of Corporate Affairs (MCA) notifies new standards or amendments to the existing standards under Companies (Indian Accounting Standards) Rules, from time to time. MCA has not notified any new standards or amendments to the existing standards which are effective from 1 April 2025.

Note 2: Material Accounting Policy Information

2.1 Basis of preparation of financial statements

The Financial Statements have been prepared under the historical cost convention on accrual basis except certain financial instruments that are measured in terms of relevant Ind AS at amortized costs or fair value at the end of each reporting period.

Historical cost convention is generally based on the fair value of the consideration given in exchange for goods and services.

The functional currency of the Company is determined as the currency of the primary economic environment in which it operates. The Consolidated Financial Statements are presented in Indian Rupees (₹) and all values are rounded off to the 'rupees in crore' up to two decimal points.

2.2 Current and Non-Current Classification

The Company presents assets and liabilities in the Balance Sheet based on current/ non-current classification. An asset is treated as current by the Company when:

(a) it expects to realise the asset, or intends to sell or consume it, in its normal operating cycle;



- (b) it holds the asset primarily for the purpose of trading;
- (c) it expects to realise the asset within twelve months after the reporting period; or
- (d) the asset is cash or a cash equivalent (as defined in Ind AS 7) unless the asset is restricted from being exchanged or used to settle a liability for at least twelve months after the reporting period.

All other assets are classified as non-current.

A liability is treated as current by the Company when:

- (a) it expects to settle the liability in its normal operating cycle;
- (b) it holds the liability primarily for the purpose of trading;
- (c) the liability is due to be settled within twelve months after the reporting period; or
- (d) it does not have an unconditional right to defer settlement of the liability for at least twelve months after the reporting period. Terms of a liability that could, at the option of the counterparty, result in its settlement by the issue of equity instruments do not affect its classification.

All other liabilities are classified as non-current.

Having regard to the nature of the business being carried out by the Company, the Company has ascertained its operating cycle as twelve months for the purpose of current and non-current classification of assets and liabilities.

2.3 Revenue recognition

Revenue from contracts with customers

Revenue is principally derived from the sale of coal, related ancillary services, and products. Revenue from sales of products is recognized when control of the products has transferred, being when the products are delivered to the customer. Delivery occurs when the products have been shipped or delivered to the specific location as the case may be, and the risks of loss have been transferred in accordance with the sales contract. The amount of revenue recognized reflects the consideration to which the Company is or expects to be entitled in exchange for those goods or services. Accumulated experience is used to estimate and provide for the variable consideration as per the sales contract and revenue is only recognized to the extent that it is highly probable that a significant reversal will not occur. The amount of consideration does not contain a significant financing component as payment terms are less than one year as per the sales contracts.

The Company has a number of long-term contracts to supply products to customers in future periods. Generally, revenue is recognized on an invoice basis, as each unit sold is a separate performance obligation, and therefore the right to consideration from a customer corresponds directly with our performance completed to date.

Interest

Interest income from a financial asset is recognized when it is probable that the economic benefits will flow to the Company and the amount of income can be measured reliably. Interest income is accrued on a time basis, by reference to the principal outstanding and at the effective interest rate applicable, which is the rate that exactly discounts the estimated future cash receipts through the expected life of the financial asset to that asset's net carrying amount on initial recognition.

Dividends

Dividend is recognised when the company's right to receive the payment is established, which is generally when shareholders approve the dividend.

Other Claims

Revenue in respect of Other claims (including interest on delayed realization from customers) are recognized only when there is reasonable certainty as to the ultimate collection and the amount can be measured reliably.



2.4 Grants from Government

Government Grants are not recognised until there is reasonable assurance that the Company will comply with the conditions attached to them and that there is reasonable certainty that grants will be received.

Government grants are recognised in Statement of Profit and Loss on a systematic basis over the periods in which the Company recognises the related expenses or costs for which the grants are intended to compensate.

Government Grants related to assets are presented in the balance sheet by setting up the grant as deferred income and are recognised in Statement of Profit and Loss on systematic basis over the useful life of asset.

Grants related to income (i.e. grant related to other than assets) are presented as part of statement of profit and loss under the head 'Other Income'.

A government grant/assistance that becomes receivable as compensation for expenses or losses already incurred or for the purpose of giving immediate financial support to the Company with no future related costs, is recognised in profit or loss of the period in which it becomes receivable.

The Government grants or grants in the nature of promoter's contribution is recognised directly in "Capital Reserve" which forms part of the "Shareholders fund".

2.5 Leases

A contract is, or contains, a lease if the contract conveys the right to control the use of an identified asset for a period of time in exchange for consideration.

2.5.1 Company as a lessee

The Company assesses whether a contract contains a lease, at inception of a contract. A contract is, or contains, a lease if the contract conveys the right to control the use of an identified asset for a period of time in exchange for consideration. To assess whether a contract conveys the right to control the use of an identified asset, the Company assesses whether: (i) the contract involves the use of an identified asset (ii) the Company has substantially all of the economic benefits from use of the asset through the period of the lease and (iii) the Company has the right to direct the use of the asset.

At the commencement date, a lessee shall recognise a right-of-use asset at cost and a lease liability at the present value of the lease payments that are not paid at that date for all leases unless the lease term is 12 months or less or the underlying asset is of low value.

Subsequently, right-of-use asset is measured using cost model whereas, the lease liability is measured by increasing the carrying amount to reflect interest on the lease liability, reducing the carrying amount to reflect the lease payments made and re-measuring the carrying amount to reflect any reassessment or lease modifications

The lease liability is initially measured at amortized cost at the present value of the future lease payments. The lease payments are discounted using the interest rate implicit in the lease or, if not readily determinable, using the incremental borrowing rates of these leases. Lease liabilities are premeasured with a corresponding adjustment to the related right of use asset if the Company changes its assessment if whether it will exercise an extension or a termination option. Lease liability and ROU asset are separately presented in the Balance Sheet and lease payments are classified as financing cash flows. Lease liability obligations is presented separately under the head "Financial Liabilities".

Finance charges are recognised in finance costs in the Statement of Profit and Loss, unless the costs are included in the carrying amount of another asset applying other applicable standards.

Right-of-use asset is depreciated over the useful life of the asset, if the lease transfers ownership of the asset to the lessee by the end of the lease term or if the cost of the right-to-use asset reflects that the lessee will exercise a purchase option. Otherwise, the lessee shall depreciate the right-to-use asset from the commencement date to the earlier of the end of the useful life of the right-of-use asset or the end of the lease term.

2.5.2 Company as a lessor

Assets are given on lease either as finance lease or operating lease.



Finance Lease: A lease is classified as finance lease if it transfers substantially all the risks and rewards incidental to ownership of an underlying asset. Initially, asset held under finance lease is recognised in Balance Sheet and presented as a receivable at an amount equal to the net investment in the lease. Finance income is recognised over the lease term, based on a pattern reflecting a constant periodic rate of return on Company's net investment in the lease.

Operating Lease: A lease which is not classified as a finance lease is an operating lease. The Company recognises lease payments in case of assets given on operating leases as income on a straight line basis.

2.6 Non-current assets held for sale

The Company classifies non-current assets and (or disposal groups) as held for sale if their carrying amounts will be recovered principally through a sale rather than through continuing use. Actions required to complete the sale should indicate that it is unlikely that significant changes to the sale will be made or that the decision to sell will be withdrawn. Management must be committed to the sale expected to be completed within one year from the date of classification.

For these purposes, sale transactions include exchanges of non-current assets for other non-current assets when the exchange has commercial substance. The criteria for held for sale classification is regarded met only when the assets or disposal group is available for immediate sale in its present condition, subject only to terms that are usual and customary for sales of such assets (or disposal groups), its sale is highly probable; and it will genuinely be sold, not abandoned. The Company treats sale of the asset or disposal group to be highly probable when:

- The appropriate level of management is committed to a plan to sell the asset (or disposal group),
- An active programme to locate a buyer and complete the plan has been initiated
- The asset (or disposal group) is being actively marketed for sale at a price that is reasonable in relation to its current fair value,
- The sale is expected to qualify for recognition as a completed sale within one year from the date of classification, and
- Actions required to complete the plan indicate that it is unlikely that significant changes to the plan will be made or that the plan will be withdrawn.

Non-current asset or disposal groups classified as held for sale are measured at the lower of carrying amount and fair value less costs to sell.

2.7 Property, Plant and Equipment (PPE) and Depreciation/Amortisation

An item of PPE is recognized as an asset if it is probable that future economic benefits associated with the item will flow to the Company and the cost of the item can be measured reliably.

PPE are initially measured at cost of acquisition/construction including decommissioning or restoration cost wherever required. Cost of land includes expenditures which are directly attributable to the acquisition of the land like, rehabilitation expenses, resettlement cost and compensation in lieu of employment incurred for concerned displaced persons etc.

After recognition, an item of all other Property, plant and equipment are carried at its cost less any accumulated depreciation and any accumulated impairment losses under Cost Model. The cost of an item of property, plant and equipment comprises:

- (a) its purchase price, including import duties and non-refundable purchase taxes, after deducting trade discounts and rebates.
- (b) any costs directly attributable to bringing the asset to the location and condition necessary for it to be capable of operating in the manner intended by management.
- (c) the initial estimate of the costs of dismantling and removing the item and restoring the site on which it is located, the obligation for which the Company incurs either when the item is acquired or as a consequence of having used the item during a particular period for purposes other than to produce inventories during that period.



(d) Interest on Borrowings utilized to finance the construction of qualifying assets are capitalised as part of cost of the asset until such time that the asset is ready for its intended use.

Each part of an item of property, plant and equipment with a cost that is significant in relation to the total cost of the item is depreciated separately. However, significant part(s) of an item of PPE having same useful life and depreciation method are grouped together in determining the depreciation charge.

Costs of the day to-day servicing described as 'repairs and maintenance' are recognised in the statement of profit and loss in the period in which the same are incurred.

Subsequent cost of replacing parts which are significant in relation to the total cost of an item of property, plant and equipment are recognised in the carrying amount of the item, if it is probable that future economic benefits associated with the item will flow to the Company; and the cost of the item can be measured reliably. The carrying amount of those parts that are replaced is derecognised in accordance with the derecognition policy mentioned below.

When major inspection is performed, its cost is recognised in the carrying amount of the item of property, plant and equipment as a replacement if it is probable that future economic benefits associated with the item will flow to the Company; and the cost of the item can be measured reliably. Any remaining carrying amount of the cost of the previous inspection (as distinct from physical parts) is derecognised.

An item of Property, plant or equipment is derecognised upon disposal or when no future economic benefits are expected from the continuing use of assets. Any gain or loss arising on such derecognition of an item of property plant and equipment is recognised in the statement of profit and Loss.

Depreciation on property, plant and equipment, except freehold land, is provided as per cost model on straight line basis over the estimated useful lives of the asset as follows:

Assets	Useful Life
Other Land	
(incl. Leasehold Land)	: Life of the project or lease term whichever is lower
Building (incl. Roads)	: 3-60 years
Telecommunication	: 3-9 years
Railway Sidings	: 15 years
Plant and Equipment	: 1-30 years
(incl. Railway Corridor, Others)	
Computers and Laptops	: 3 Years
Office equipment	: 3-5 years
Furniture and Fixtures	: 10 years
Vehicles	: 8-10 years

Based on technical evaluation, the management believes that the useful lives given above best represent the period over which the management expects to use the asset. Hence the useful lives of the assets may be different from the useful lives as prescribed under Part C of Schedule II of the companies act, 2013.

The estimated useful life of the assets is reviewed at the end of each financial year.

The residual value of Property, plant and equipment is considered as 5% of the original cost of the asset except for some items of assets such as other land, site restoration asset, other mining infrastructure, surveyed off assets. Useful life has been technically estimated to be one year with nil residual value for items such as Coal tub, winding ropes, haulage ropes, stowing pipes and safety lamps etc.



Depreciation on the assets added/disposed of during the year is provided on pro-rata basis with reference to the month of addition / disposal.

Value of "Other Land" includes land acquired under Coal Bearing Area (Acquisition & Development) (CBA) Act, 1957, Land Acquisition Act, 1894, Right to Fair Compensation and Transparency in Land Acquisition, Rehabilitation and Resettlement (RFCTLAAR) Act, 2013, Long term transfer of government land etc., which are amortised on the basis of the balance life of the project; and in case of Leasehold land such amortisation is based on lease period or balance life of the project whichever is lower.

Assets that are fully depreciated and retired from active use are disclosed separately as surveyed off assets at its residual value under Property, Plant Equipment and are tested for impairment.

Transition to Ind AS

The Company elected to continue with the carrying value as per the cost model (for all of its property, plant and equipment as recognised in the financial statements as at the date of transition to Ind ASs, measured as per the previous GAAP.

2.8 Mine Closure, Site Restoration and Decommissioning Obligation

The Company's obligation for land reclamation and decommissioning of structures consists of spending at both surface and underground mines in accordance with the guidelines from the Ministry of Coal, Government of India. The Company estimates its obligation for Mine Closure, Site Restoration and Decommissioning based upon detailed calculation and technical assessment of the amount and timing of the future cash spending to perform the required work. Mine Closure expenditure is provided as per approved Mine Closure Plan. The estimates of expenses are escalated for inflation, and then discounted at a discount rate that reflects current market assessment of the time value of money and the risks, such that the amount of provision reflects the present value of the expenditures expected to be incurred to settle the obligation. The Company records a corresponding asset associated with the liability for final reclamation and mine closure. The obligation and corresponding assets are recognised in the period in which the liability is incurred. The asset representing the total site restoration cost (as estimated by Central Mine Planning and Design Institute Limited) as per the mine closure plan is recognised as a separate item in PPE and amortised over the balance project/mine life.

The value of the provision is progressively increased over time as the effect of discounting unwinds; creating an expense recognised as a financial expense.

Further, a specific escrow fund account is maintained for this purpose as per the approved mine closure plan.

The progressive mine closure expenses incurred on year to year basis forming part of the total mine closure obligation are initially recognised as receivable from the escrow account and thereafter adjusted with the obligation in the year in which the amount is withdrawn after the concurrence of the certifying agency.

2.9 Exploration and Evaluation Assets

Exploration and evaluation assets comprise costs that are attributable to the search for coal and related resources, pending the determination of technical feasibility and the assessment of commercial viability of an identified resource which comprises inter alia the following:

- acquisition of rights to explore
- researching and analysing historical exploration data;
- gathering exploration data through topographical, geo-chemical and geo-physical studies;
- exploratory drilling, trenching, and sampling;
- determining and examining the volume and grade of the resource;
- surveying transportation and infrastructure requirements;
- Conducting market and finance studies.



The above includes employee remuneration, cost of materials and fuel used, payments to contractors etc.

As the intangible component represents an insignificant/indistinguishable portion of the overall expected tangible costs to be incurred and recouped from future exploitation, these costs along with other capitalised exploration costs are recorded as exploration and evaluation assets.

Exploration and evaluation costs are capitalised on a project-by-project basis pending the determination of technical feasibility and commercial viability of the project and disclosed as a separate line item under non-current assets. They are subsequently measured at cost less accumulated impairment/provision.

Once proved reserves are determined and the development of mines/projects are sanctioned, exploration and evaluation assets are transferred to "Development" under capital work in progress. However, if proved reserves are not determined, the exploration and evaluation asset is derecognised.

2.10 Development Expenditure

When proved reserves are determined and the development of mines/projects are sanctioned, capitalised exploration and evaluation cost is recognised as assets under construction and disclosed as a component of capital work in progress under the head "Development". All subsequent development expenditure is also capitalised. The development expenditure capitalised is net of proceeds from the sale of coal extracted during the development phase.

Commercial Operation

The project/mines are brought to revenue; when commercial readiness of a project/mine to yield production on a sustainable basis is established either on the basis of conditions specifically stated in the project report or on the basis of the following criteria:

- (a) From the beginning of the financial year immediately after the year in which the project achieves physical output of 25% of rated capacity as per the approved project report, or
- (b) 2 years of touching coal, or
- (c) From the beginning of the financial year in which the value of production is more than total, expenses.

Whichever event occurs first;

On being brought to revenue, the assets under capital work in progress are reclassified as a component of property, plant, and equipment under the nomenclature "Other Mining Infrastructure". Other Mining infrastructures are amortised from the year when the mine is brought under revenue in 20 years or the working life of the project whichever is less.

2.11 Intangible Assets and Amortisation

Intangible assets acquired separately are measured on initial recognition at cost. Cost includes any directly attributable expenses necessary to make the assets ready for its intended use. After initial recognition, intangible assets are carried at cost less any accumulated amortisation and accumulated impairment losses.

Subsequent expenditure is recognized as an increase in the carrying amount of the asset when it is probable that future economic benefits deriving from the cost incurred will flow to the Company and the cost of the item can be measured reliably.

An item of Intangible asset is derecognized upon disposal or when no future economic benefits are expected from its use or disposal. Gains or losses arising from the derecognition of an intangible asset are measured as the difference between the net disposal proceeds and the carrying amount of the asset and are recognised in the Statement of Profit and Loss when the asset is derecognised.

Internally generated intangibles, excluding capitalised development costs, are not capitalised. Instead, the related expenditure is recognised in the statement of profit and loss and other comprehensive income in the period in which the expenditure is incurred.

The useful lives of intangible assets are assessed as either finite or indefinite. Intangible assets with finite lives are amortised over their useful economic lives and assessed for impairment whenever there is an indication that the intangible



asset may be impaired. The amortisation period and the amortisation method for an intangible asset with a finite useful life are reviewed at least at the end of each reporting period. Changes in the expected useful life or the expected pattern of consumption of future economic benefits embodied in the asset are considered to modify the amortisation period or method, as appropriate, and are treated as changes in accounting estimates. The amortisation expense on intangible assets with finite lives is recognised in the statement of profit and loss. Amortisation of intangible asset is provided on straight line basis over the estimated useful lives of the intangible asset as follows:

<u>Intangible Assets</u>	<u>Useful Life</u>
SAP/ERP	: 6 years
Other Computer Software	: License period
Rail Corridor	: Life as per MoU contract period

An intangible asset with an indefinite useful life is not amortised but is tested for impairment at each reporting date.

Exploration and Evaluation assets attributable to blocks identified for sale or proposed to be sold to outside agencies (i.e. for blocks not earmarked for CIL) are however, classified as Intangible Assets and tested for impairment.

Expenditure on research is charged to expenditure as and when incurred. Expenditure on development is capitalized only if the expenditure can be measured reliably, the product or process is technically and commercially feasible, future economic benefits are probable and the Company intends to & has sufficient resources to complete development and to use or sell the asset.

2.12 Impairment of Assets (other than financial assets)

The Company assesses at the end of each reporting period whether there is any indication that an asset may be impaired. If any such indication exists, the Company estimates the recoverable amount of the asset. An asset's recoverable amount is the higher of the asset's or cash-generating unit's value in use and its fair value less costs of disposal, and is determined for an individual asset, unless the asset does not generate cash inflows that are largely independent of those from other assets or groups of assets, in which case the recoverable amount is determined for the cash-generating unit to which the asset belongs. The Company considers individual mines as separate cash-generating units for the purpose of a test of impairment.

If the recoverable amount of an asset is estimated to be less than its carrying amount, the carrying amount of the asset is reduced to its recoverable amount and the impairment loss is recognised in the Statement of Profit and Loss.

2.13 Investment Property

Property (land or a building or part of a building or both) held to earn rentals or for capital appreciation or both, rather than for, use in the production or supply of goods or services or for administrative purposes; or sale in the ordinary course of businesses are classified as an investment property.

Investment property is measured initially at its cost, including related transaction costs and where applicable borrowing costs.

Investment properties are depreciated using the straight-line method over their estimated useful lives.

2.14 Financial Instruments

A financial instrument is any contract that gives rise to a financial asset of one entity and a financial liability or equity instrument of another entity.

2.14.1 Financial assets

2.14.1.1 Initial recognition and measurement

All financial assets are recognised initially at fair value, in the case of financial assets not recorded at fair value through profit or loss, plus transaction costs that are attributable to the acquisition of the financial asset. Purchases or sales of financial assets that require delivery of assets within a time frame established by regulation or convention in the market



place (regular way trades) are recognised on the trade date, i.e., the date that the Company commits to purchase or sell the asset. However, trade receivables that do not contain a significant financing component are measured at transaction price.

2.14.1.2 Subsequent measurement

For purposes of subsequent measurement, financial assets are classified in four categories:

- Debt instruments at amortised cost
- Debt instruments at fair value through other comprehensive income (FVTOCI)
- Debt instruments, derivatives and equity instruments at fair value through profit or loss (FVTPL)
- Equity instruments measured at fair value through other comprehensive income (FVTOCI)

2.14.1.2.1 Debt instruments at amortised cost

A 'debt instrument' is measured at the amortised cost if both the following conditions are met:

- a) The asset is held within a business model whose objective is to hold assets for collecting contractual cash flows, and
- b) Contractual terms of the asset give rise on specified dates to cash flows that are solely payments of principal and interest (SPPI) on the principal amount outstanding.

After initial measurement, such financial assets are subsequently measured at amortised cost using the effective interest rate (EIR) method. Amortised cost is calculated by taking into account any discount or premium on acquisition and fees or costs that are an integral part of the EIR. The EIR amortisation is included in finance income in the profit or loss. The losses arising from impairment are recognised in the profit or loss.

2.14.1.2.2 Debt instrument at FVTOCI

A 'debt instrument' is classified as at the FVTOCI if both of the following criteria are met:

- a) The objective of the business model is achieved both by collecting contractual cash flows and selling the financial assets, and
- b) The asset's contractual cash flows represent SPPI.

Debt instruments included within the FVTOCI category are measured initially as well as at each reporting date at fair value. Fair value movements are recognized in the other comprehensive income (OCI). However, the Company recognizes interest income, impairment losses & reversals and foreign exchange gain or loss in the P&L. On derecognition of the asset, cumulative gain or loss previously recognised in OCI is reclassified from the equity to P&L. Interest earned whilst holding FVTOCI debt instrument is reported as interest income using the EIR method.

2.14.1.2.3 Debt instrument at FVTPL

FVTPL is a residual category for debt instruments. Any debt instrument, which does not meet the criteria for categorization as at amortized cost or as FVTOCI, is classified as at FVTPL.

In addition, the Company may elect to designate a debt instrument, which otherwise meets amortized cost or FVTOCI criteria, as at FVTPL. However, such election is allowed only if doing so reduces or eliminates a measurement or recognition inconsistency (referred to as 'accounting mismatch'). The Company has not designated any debt instrument as at FVTPL.

Debt instruments included within the FVTPL category are measured at fair value with all changes recognized in the P&L.

2.14.1.2.4 Equity investments in subsidiaries, associates and Joint Ventures

In accordance of Ind AS 101 (First time adoption of Ind AS), the carrying amount of these investments as per previous GAAP as on the date of transition is considered to be the deemed cost. Subsequently Investment in subsidiaries, associates and joint ventures are measured at cost.



In case of consolidated financial statement, Equity investments in associates and joint ventures are accounted as per equity method as prescribed in para 10 of Ind AS 28.

2.14.1.2.5 Other Equity Investment

All other equity investments in scope of Ind AS 109 are measured at fair value through profit or loss.

The Company may make an irrevocable election to present in other comprehensive income subsequent changes in the fair value. The Company makes such election on an instrument by-instrument basis. The classification is made on initial recognition and is irrevocable.

All fair value changes of an equity instrument classified at FVTOCI, are recognized in OCI. There is no subsequent reclassification of fair value gains and losses to the Statement of Profit and Loss. However, the Company may transfer the cumulative gain or loss within equity. Dividends from such investments are recognised in the Statement of Profit and Loss as "other income" when the Company's right to receive payments is established.

Equity instruments included within the FVTPL category are measured at fair value with all changes recognized in the P&L.

2.14.1.3 Derecognition

A financial asset (or, where applicable, a part of a financial asset or part of a group of similar financial assets) is primarily derecognised (i.e. removed from the balance sheet) when:

- The rights to receive cash flows from the asset have expired, or
- The Company has transferred its rights to receive cash flows from the asset or has assumed an obligation to pay the received cash flows in full without material delay to a third party under a 'pass-through' arrangement; and either (a) the Company has transferred substantially all the risks and rewards of the asset, or (b) the Company has neither transferred nor retained substantially all the risks and rewards of the asset, but has transferred control of the asset.

When the Company has transferred its rights to receive cash flows from an asset or has entered into a pass-through arrangement, it evaluates if and to what extent it has retained the risks and rewards of ownership. When it has neither transferred nor retained substantially all of the risks and rewards of the asset, nor transferred control of the asset, the Company continues to recognise the transferred asset to the extent of the Company's continuing involvement. In that case, the Company also recognises an associated liability. The transferred asset and the associated liability are measured on a basis that reflects the rights and obligations that the Company has retained. Continuing involvement that takes the form of a guarantee over the transferred asset is measured at the lower of the original carrying amount of the asset and the maximum amount of consideration that the Company could be required to repay.

2.14.1.4 Impairment of financial assets (other than fair value)

In accordance with Ind AS 109, the Company applies expected credit loss (ECL) model for measurement and recognition of impairment loss on the following financial assets and credit risk exposure:

- a) Financial assets that are debt instruments, and are measured at amortised cost e.g., loans, debt securities, deposits, trade receivables and bank balance
- b) Financial assets that are debt instruments and are measured as at FVTOCI
- c) Lease receivables under Ind AS 116
- d) Trade receivables or any contractual right to receive cash or another financial asset that result from transactions that are within the scope of Ind AS 115.

The Company follows 'simplified approach' for recognition of impairment loss allowance on:

- Trade receivables or contract revenue receivables; and
- All lease receivables resulting from transactions within the scope of Ind AS 116



The application of simplified approach does not require the Company to track changes in credit risk. Rather, it recognises impairment loss allowance based on lifetime ECLs at each reporting date, right from its initial recognition.

2.14.2 Financial liabilities

2.14.2.1 Initial recognition and measurement

The Company's financial liabilities include trade and other payables, loans and borrowings including bank overdrafts.

All financial liabilities are recognised initially at fair value and, in the case of loans and borrowings and payables, net of directly attributable transaction costs.

2.14.2.2 Subsequent measurement

The measurement of financial liabilities depends on their classification, as described below:

2.14.2.2.1 Financial liabilities at fair value through profit or loss

Financial liabilities at fair value through profit or loss include financial liabilities held for trading and financial liabilities designated upon initial recognition as at fair value through profit or loss. Financial liabilities are classified as held for trading if they are incurred for the purpose of repurchasing in the near term. This category also includes derivative financial instruments entered into by the Company that are not designated as hedging instruments in hedge relationships as defined by Ind AS 109. Separated embedded derivatives are also classified as held for trading unless they are designated as effective hedging instruments.

Gains or losses on liabilities held for trading are recognised in the profit or loss.

2.14.2.2.2 Financial liabilities at amortised cost

After initial recognition, these are subsequently measured at amortised cost using the effective interest rate method. Gains and losses are recognised in profit or loss when the liabilities are derecognised as well as through the effective interest rate amortisation process. Amortised cost is calculated by taking into account any discount or premium on acquisition and fees or costs that are an integral part of the effective interest rate. The effective interest rate amortisation is included as finance costs in the statement of profit and loss.

2.14.2.3 Derecognition

A financial liability is derecognised when the obligation under the liability is discharged or cancelled or expires. When an existing financial liability is replaced by another from the same lender on substantially different terms, or the terms of an existing liability are substantially modified, such an exchange or modification is treated as the derecognition of the original liability and the recognition of a new liability. The difference between the carrying amount of a financial liability (or part of a financial liability) extinguished or transferred to another party and the consideration paid, including any non-cash assets transferred or liabilities assumed, shall be recognised in profit or loss.

2.14.2.4 Reclassification of financial assets

The Company determines classification of financial assets and liabilities on initial recognition. After initial recognition, no reclassification is made for financial assets which are equity instruments and financial liabilities. For financial assets which are debt instruments, a reclassification is made only if there is a change in the business model for managing those assets. Changes to the business model are expected to be infrequent. The Company's senior management determines change in the business model as a result of external or internal changes which are significant to the Company's operations. Such changes are evident to external parties. A change in the business model occurs when the Company either begins or ceases to perform an activity that is significant to its operations. If Company reclassifies financial assets, it applies the reclassification prospectively from the reclassification date which is the first day of the immediately next reporting period following the change in business model. The Company does not restate any previously recognised gains, losses (including impairment gains or losses) or interest.



The following table shows various reclassification and how they are accounted for

Original classification	Revised classification	Accounting treatment
Amortised cost	FVTPL	Fair value is measured at reclassification date. Difference between previous amortised cost and fair value is recognised in P&L.
FVTPL	Amortised Cost	Fair value at reclassification date becomes its new gross carrying amount. EIR is calculated based on the new gross carrying amount.
Amortised cost	FVTOCI	Fair value is measured at reclassification date. Difference between previous amortised cost and fair value is recognised in OCI. No change in EIR due to reclassification.
FVTOCI	Amortised cost	Fair value at reclassification date becomes its new amortised cost carrying amount. However, cumulative gain or loss in OCI is adjusted against fair value. Consequently, the asset is measured as if it had always been measured at amortised cost.
FVTPL	FVTOCI	Fair value at reclassification date becomes its new carrying amount. No other adjustment is required.
FVTOCI	FVTPL	Assets continue to be measured at fair value. Cumulative gain or loss previously recognized in OCI is reclassified to P&L at the reclassification date.

2.14.2.5 Offsetting of financial instruments

Financial assets and financial liabilities are offset and the net amount is reported in the consolidated balance sheet if there is a currently enforceable legal right to offset the recognised amounts and there is an intention to settle on a net basis, to realise the assets and settle the liabilities simultaneously.

2.14.2.6 Fair value measurement of financial instruments

Fair value is the price that would be received to sell an asset or paid to transfer a liability in an orderly transaction between market participants at the measurement date under current market conditions.

The Company categorizes assets and liabilities measured at fair value into one of three levels depending on the ability to observe inputs employed for such measurement:

- (a) Level 1: inputs are quoted prices (unadjusted) in active markets for identical assets or liabilities.
- (b) Level 2: inputs other than quoted prices included within level 1 that are observable either directly or indirectly for the asset or liability.
- (c) Level 3: inputs for the asset or liability which are not based on observable market data (unobservable inputs).

The Company has an established control framework with respect to the measurement of fair values. This includes a finance team that has overall responsibility for overseeing all significant fair value measurements who regularly review significant unobservable inputs, valuation adjustments and fair value hierarchy under which the valuation should be classified.

2.14.3 Cash and Cash equivalents

Cash and cash equivalents in the balance sheet comprise cash at banks and on hand and short-term deposits with an original maturity of three months or less, which are subject to an insignificant risk of changes in value. For the purpose of the consolidated statement of cash flows, cash and cash equivalents consist of cash and short-term deposits, as defined above, net of outstanding bank overdrafts as they are considered an integral part of the Company's cash management.



2.15. Borrowing Costs

Borrowing costs are expensed as and when incurred except where they are directly attributable to the acquisition, construction or production of qualifying assets i.e. the assets that necessarily takes substantial period of time to get ready for its intended use, in which case they are capitalised as part of the cost of related asset up to the date when the qualifying asset is ready for its intended use.

2.16 Taxation

Income tax expense represents the sum of the tax payable for the year and deferred tax.

Current tax is the amount of income taxes payable (recoverable) in respect of the taxable profit (tax loss) for a period. Taxable profit differs from "profit before income tax" as reported in the statement of profit and loss and other comprehensive income because it excludes items of income or expense that are taxable or deductible in other years and it further excludes items that are never taxable or deductible. The Company's liability for current tax is calculated using tax rates that have been enacted or substantively enacted by the end of the reporting period.

Deferred tax liabilities are generally recognised for all taxable temporary differences. Deferred tax assets are generally recognised for all deductible temporary difference to the extent that it is probable that taxable profits will be available against which those deductible temporary differences can be utilised. Such assets and liabilities are not recognised if the temporary difference arises from goodwill or from the initial recognition (other than in a business combination) of other assets and liabilities in a transaction that affects neither the taxable profit nor the accounting profit.

Deferred tax liabilities are recognised for taxable temporary differences associated with investments in subsidiaries and associates, except where the Company is able to control the reversal of the temporary difference and it is probable that the temporary difference will not reverse in the foreseeable future. Deferred tax assets arising from deductible temporary differences associated with such investments and interests are only recognised to the extent that it is probable that there will be sufficient taxable profits against which to utilise the benefits of the temporary differences.

The carrying amount of deferred tax assets is reviewed at the end of each reporting period and reduced to the extent that it is no longer probable that sufficient taxable profits will be available to allow all or part of the asset to be recovered. Unrecognised deferred tax assets are reassessed at the end of each reporting year and are recognised to the extent that it has become probable that sufficient taxable profit will be available to allow all or part of the deferred tax asset to be recovered.

Deferred tax assets and liabilities are measured at the tax rates that are expected to apply in the period in which the liability is settled or the asset is realised, based on tax rate (and tax laws) that have been enacted or substantively enacted by the end of the reporting period.

The measurement of deferred tax liabilities and assets reflects the tax consequences that would follow from the manner in which the Company expects, at the end of the reporting period, to recover or settle the carrying amount of its assets and liabilities.

Current and deferred tax are recognised in profit or loss, except when they relate to items that are recognised in other comprehensive income or directly in equity, in which case, the current and deferred tax are also recognised in other comprehensive income or directly in equity respectively. Where current tax or deferred tax arises from the initial accounting for a business combination, the tax effect is included in the accounting for the business combination.

Deferred income tax assets and liabilities are offset when there is a legally enforceable right to offset current tax assets against current tax liabilities, and when the deferred income tax assets and liabilities relate to income taxes levied by the same taxation authority on either the taxable entity or different taxable entities where there is an intention to settle the balances on a net basis.

2.17 Employee Benefits

2.17.1 Short-term Benefits

Short-term employee benefits are employee benefits (other than termination benefits) that are expected to be settled wholly before twelve months after the end of the annual reporting period in which the employees render the related service.



All short-term employee benefits are recognized in the period in which the services are rendered by employees.

2.17.2 Post-employment benefits and other long term employee benefits

2.17.2.1 Defined contributions plans

A defined contribution plan is a post-employment benefit plan under which the Company pays a fixed contribution into a fund maintained by a separate body and the Company will have no legal or constructive obligation to pay further amounts. Obligations for contributions to defined contribution plans are recognised as an employee benefit expense in the statement of profit and loss in the periods during which services are rendered by employees.

2.17.2.2 Defined benefits plans

A defined benefit plan is a post-employment benefit plan other than a defined contribution plan. The Company's net obligation in respect of defined benefit plans is calculated by estimating the amount of future benefit that employees have earned in return of their service in the current and prior periods. The benefit is discounted to determine its present value and reduced by the fair value of plan assets, if any. The discount rate is based on the prevailing market yields of Indian Government securities as at the reporting date that have maturity dates approximating the terms of the Company's obligations and that are denominated in the same currency in which the benefits are expected to be paid.

The application of actuarial valuation involves making assumptions about the discount rate, expected rates of return on assets, future salary increases, mortality rates etc. Due to the long-term nature of these plans, such estimates are subject to uncertainties. The calculation is performed at each balance sheet by an actuary using the projected unit credit method. When the calculation results in the benefit to the Company, the recognised asset is limited to the present value of the economic benefits available in the form of any future refunds from the plan or reduction in future contributions to the plan. An economic benefit is available to the Company if it is realisable during the life of the plan, or on settlement of plan liabilities.

Re-measurement of the net defined benefit liability, which comprises actuarial gain and losses considering the return on plan assets (excluding interest) and the effects of the assets ceiling (if any, excluding interest) are recognised immediately in the other comprehensive income. The Company determines the net interest expense (income) on the net defined benefit liability (asset) for the period by applying the discount rate used to measure the defined benefit obligation at the beginning of the annual period to the then net defined benefit liability (asset), taking into account any changes in the net defined benefit liability (asset) during the period as a result of contributions and benefit payments. Net interest expense and other expenses related to defined benefit plans are recognised in profit and loss.

When the benefits of the plan are improved, the portion of the increased benefit relating to past service by employees is recognised as an expense immediately in the statement of profit and loss.

2.17.3 Other long-term employee benefits

Other long-term employee benefits are all employee benefits other than short-term employee benefits, post-employment benefits and termination benefits.

Other long-term employee benefits include items which are not expected to be settled wholly before twelve months after the end of the annual reporting period in which the employees render the related service.

For other long-term employee benefits, net total of the following amounts is recognized in the statement of profit or loss:

- (a) Service cost
- (b) Net interest on the net defined benefit liability (asset)
- (c) Re-measurements of the net defined benefit liability (asset)

2.18 Foreign Currency

Transactions in foreign currencies are converted into the reported currency of the Company using the exchange rate prevailing at the transaction date. Monetary assets and liabilities denominated in foreign currencies outstanding at the end of the reporting period are translated at the exchange rates prevailing as at the end of reporting period. Exchange



differences arising on the settlement of monetary assets and liabilities or on translating monetary assets and liabilities at rates different from those at which they were translated on initial recognition during the period or in previous financial statements are recognised in statement of profit and loss in the period in which they arise.

Non-monetary items denominated in foreign currency are valued at the exchange rates prevailing on the date of transactions.

2.19 Stripping Activity

In case of opencast mining, the mine waste materials ("overburden") which consists of soil and rock on the top of coal seam is required to be removed to get access to the coal and its extraction. The process of removing overburden to access coal is referred to as stripping. Stripping is necessary to obtain access to coal and occurs throughout the life of an opencast mine. Stripping costs during development and production phases are classified in property, plant, and equipment. Stripping costs are accounted for separately for individual mines.

The Company accounts for stripping activities as follows:

Stripping costs during the Development phase

These are initial overburden removal costs incurred to obtain access to coal to be extracted. These costs are capitalised when it is probable that future economic benefits will flow to the Company and costs can be measured reliably. Once the production phase begins, capitalised development stripping costs are amortised over the mine life.

Stripping costs during the production phase:

These are overburden removal costs incurred after the mine has been brought to revenue as per the policy of the Company. Stripping costs during the production phase can give rise to two benefits, the extraction of coal in the current period and improved access to coal which will be extracted in future periods. Stripping costs during the production phase are allocated between the inventory produced and the stripping activity asset using a standard strip ratio (overburden-to-coal). The standard strip ratio is the total volume of overburden expected to be removed over the life of the mine against the total coal to be extracted over the life of the mine. When the actual volume of overburden removed is greater than the expected volume of overburden removal, the stripping cost for excess overburden removed over the expected overburden removal is capitalised to the stripping activity asset. The stripping activity asset is amortised over the expected useful life of the mine. Changes in geo-mining conditions may have an impact on the standard strip ratio. Changes to the ratio are accounted for prospectively. Stripping activity asset are shown separately under Property, plant, and equipment.

Stripping activity asset for stripping costs during the production phase are recognised in the mines with a rated capacity of one million tonnes per annum and above.

2.20 Inventories

2.20.1 Stock of Coal

Inventories of coal/coke are stated at lower of cost and net realisable value. The cost of inventories are calculated using the Weighted Average method. Net realisable value represents the estimated selling price of inventories less all estimated costs of completion and costs necessary to make the sale.

Book stock of coal is considered in the accounts where the variance between book stock and measured stock is up to +/- 5% and in cases where the variance is beyond +/- 5% the measured stock is considered. Such stocks are valued at net realisable value or cost whichever is lower. Coke is considered as a part of the stock of coal.

Coal & coke-fines are valued at lower of cost or net realisable value and considered as a part of the stock of coal.

Slurry (coking/semi-coking), middling of washeries, and by products are valued at net realisable value and considered as a part of the stock of coal.

2.20.2 Stores, Spares, and Other Inventories

The Stock of stores and spares including other inventories are valued at cost calculated on the basis of the weighted average method.



Provisions are made at the rate of 100% for unserviceable, damaged and obsolete stores and spares and at the rate of 50% for stores & spares not moved for 5 years.

2.21 Provisions, Contingent Liabilities and Contingent Assets

Provisions are recognized when the Company has a present obligation (legal or constructive) as a result of a past event, and it is probable that an outflow of economic benefits will be required to settle the obligation and a reliable estimate of the amount of the obligation can be made. Where the time value of money is material, provisions are stated at the present value of the expenditure expected to settle the obligation.

All provisions are reviewed at each balance sheet date and adjusted to reflect the current best estimate.

Where it is not probable that an outflow of economic benefits will be required, or the amount cannot be estimated reliably, the obligation is disclosed as a contingent liability, unless the probability of outflow of economic benefits is remote. Possible obligations, whose existence will only be confirmed by the occurrence or non-occurrence of one or more future uncertain events not wholly within the control of the Company, are also disclosed as contingent liabilities unless the probability of outflow of economic benefits is remote.

Contingent assets are possible assets that arise from past events and whose existence will be confirmed only by the occurrence or non-occurrence of one or more uncertain future events not wholly within the control of the Company. Contingent assets are disclosed in the financial statements when inflow of economic benefits is probable on the basis of the judgment of management. These are assessed continually to ensure that developments are appropriately reflected in the financial statements.

2.22 Earnings per share

Basic earnings per share are computed by dividing the net profit after tax by the weighted average number of equity shares outstanding during the period. Diluted earnings per shares is computed by dividing the profit after tax by the weighted average number of equity shares considered for deriving basic earnings per shares and also the weighted average number of equity shares that could have been issued upon conversion of all dilutive potential equity shares.

2.23 Stripping activity provision (Ratio Variance)

Stripping activity provision recognized earlier is based on the policy followed consistently by CIL since its inception. Stripping activity provision was recognized or reversed based on the current ratio of OB to Coal as compared to the average Stripping ratio (Standard ratio) of the mine. This accounting method has been substantiated and validated by a multitude of authoritative bodies and forums, including income tax authorities.

The carrying amount of the stripping activity provision is reversed systematically whenever the situation of reversal arises on extraction of actual volume of overburden over expected volume thereof. Such reversal is specific to mines at the rate the said provision has been recognized.

2.24 Judgements, Estimates and Assumptions

The preparation of the financial statements in conformity with Ind AS requires management to make estimates, judgments, and assumptions that affect the application of accounting policies and the reported amounts of assets and liabilities, the disclosures of contingent assets and liabilities at the date of financial statements and the amount of revenue and expenses during the reported period. Application of accounting policies involving complex and subjective judgements and the use of assumptions in these financial statements have been disclosed. Accounting estimates could change from period to period. Actual results could differ from those estimates. Estimates and underlying assumptions are reviewed on an ongoing basis. Revisions to accounting estimates are recognised in the period in which the estimates are revised and, if material, their effects are disclosed in the notes to the financial statements.

2.24.1 Judgements

In the process of applying the Company's accounting policies, management has made the following judgments, which have the most significant effect on the amounts recognised in the financial statements:



2.24.1.1 Formulation of Accounting Policies

Accounting policies are formulated in a manner that results in financial statements containing relevant and reliable information about the transactions, other events and conditions to which they apply. Those policies need not be applied when the effect of applying them is immaterial.

In the absence of an Ind AS that specifically applies to a transaction, other event or condition, management has used its judgment in developing and applying an accounting policy that results in information that is:

- a) relevant to the economic decision-making needs of users and
- b) reliable in that financial statements: and

(i) represent faithfully the financial position, financial performance and cash flows of the Company; (ii) reflect the economic substance of transactions, other events and conditions, and not merely the legal form; (iii) are neutral, i.e. free from bias; (iv) are prudent; and (v) are complete in all material respects on a consistent basis

In making the judgment management refers to, and considers the applicability of, the following sources in descending order:

- (a) the requirements in Ind ASs dealing with similar and related issues; and
- (b) the definitions, recognition criteria and measurement concepts for assets, liabilities, income, and expenses in the Framework.

In making the judgment, management considers the most recent pronouncements of the International Accounting Standards Board and in the absence thereof those of the other standard-setting bodies that use a similar conceptual framework to develop accounting standards, other accounting literature, and accepted industry practices, to the extent that these do not conflict with the Indian accounting Standard and accounting policies and practices as stated in above paragraph.

The Company operates in the mining sector (a sector where the exploration, evaluation, and development production phases are based on the varied topographical and geo-mining terrain spread over the lease period running over decades and prone to constant changes), the accounting policies whereof have evolved based on specific industry practices supported by research committees and approved by the various regulators owing to its consistent application over the last several decades. In the absence of specific accounting literature, guidance and standards in certain specific areas which are in the process of evolution, the Company continues to strive to develop accounting policies in line with the development of accounting literature and any development therein shall be accounted for prospectively as per the procedure laid down above more, particularly in Ind AS 8.

2.24.1.2 Materiality

Ind AS applies to items which are material. Management uses judgement in deciding whether individual items or groups of item are material in the financial statements. Materiality is judged by reference to the nature or magnitude or both of the items. The deciding factor is whether omitting or misstating or obscuring an information could individually or in combination with other information influence decisions that primary users make on the basis of the financial statements. Management also uses judgement of materiality for determining the compliance requirement of the Ind AS. Further, the Company may also be required to present separately immaterial items when required by law.

With effect from 01.04.2019 Errors/omissions discovered during the year relating to prior periods are treated as immaterial and adjusted during the year, if all such errors and omissions in aggregate does not exceed 1% of total revenue from Operation (net of statutory levies) as per the last audited financial statement of the Company.

2.24.1.3 Operating lease

Company has entered into lease agreements. The Company has determined, based on an evaluation of the terms and conditions of the arrangements, such as the lease term not constituting a major part of the economic life of the commercial property and the fair value of the asset, that it retains all the significant risks and rewards of ownership of these properties and accounts for the contracts as operating leases.



2.24.2 Estimates and assumptions

The key assumptions concerning the future and other key sources of estimation uncertainty at the reporting date, that have a significant risk of causing a material adjustment to the carrying amounts of assets and liabilities within the next financial year, are described below. The Company based its assumptions and estimates on parameters available when the financial statements were prepared. Existing circumstances and assumptions about future developments, however, may change due to market changes or circumstances arising that are beyond the control of the Company. Such changes are reflected in the assumptions when they occur.

The estimates, judgements and associated assumptions are based on historical experience and other factors that are considered to be relevant. Actual results may differ from these estimates.

Estimates and underlying assumptions are reviewed on an ongoing basis. Revisions to accounting estimates are recognised in the period in which the estimate is revised and future periods affected.

The application of accounting policies that require critical judgements and accounting estimates involving complex and subjective judgements and the use of assumptions in these standalone financial statements have been disclosed here in below:

2.24.2.1 Impairment of non-financial assets

There is an indication of impairment if, the carrying value of an asset or cash generating unit exceeds its recoverable amount, which is the higher of its fair value less costs of disposal and its value in use. Company considers individual mines as separate cash generating units for the purpose of test of impairment. The value in use calculation is based on a DCF model. The cash flows are derived from the budget for the next five years and do not include restructuring activities that the Company is not yet committed to or significant future investments that will enhance the asset's performance of the Cash Generating Unit (CGU) being tested. The recoverable amount is sensitive to the discount rate used for the Discounted Cash Flow (DCF) model as well as the expected future cash-inflows and the growth rate used for extrapolation purposes. These estimates are most relevant to other mining infrastructures. The key assumptions used to determine the recoverable amount for the different CGUs, are disclosed and further explained in respective notes.

2.24.2.2 Income Taxes

Deferred tax assets are recognised for unused tax losses to the extent that it is probable that taxable profit will be available against which the losses can be utilised. Significant management judgement is required to determine the amount of deferred tax assets that can be recognised, based upon the likely timing and the level of future taxable profits together with future tax planning strategies.

2.24.2.3 Defined benefit plans and long term employee benefits

The cost of the defined benefit plan and other post-employment medical benefits and the present value of the obligations are determined using actuarial valuations. An actuarial valuation involves making various assumptions that may differ from actual developments in the future. These include the determination of the discount rate, future salary increases and mortality rates.

Due to the complexities involved in the valuation and its long-term nature, a defined benefit obligation is highly sensitive to changes in these assumptions. All assumptions are reviewed at each reporting date. The parameter most subject to change is the discount rate. In determining the appropriate discount rate for plans operated in India, the management considers the interest rates of government bonds in currencies consistent with the currencies of the post-employment benefit obligation.

The mortality rate is based on publicly available mortality tables of the country. Those mortality tables tend to change only at interval in response to demographic changes.

2.24.2.4 Intangible asset under development

The Company capitalises intangible asset under development for a project in accordance with the accounting policy. Initial capitalisation of costs is based on management's judgement that technological and economic feasibility is confirmed, usually when a project report is formulated and approved.



2.24.2.5 Provision for Mine Closure, Site Restoration and Decommissioning Obligation

In determining the fair value of the provision for Mine Closure, Site Restoration and Decommissioning Obligation, assumptions and estimates are made in relation to discount rates, the expected cost of site restoration and dismantling and the expected timing of those costs. The Company estimates provision using the Discounted Cash Flow (DCF) method considering life of the project/mine based on

- Estimated cost per hectare as specified in guidelines issued by Ministry of Coal, Government of India
- The discount rate (pre-tax rate) that reflect current market assessments of the time value of money and the risks specific to the liability.

2.25 Abbreviation used:

a.	CGU	Cash generating unit	l.	ECL	Eastern Coalfields Limited
b.	DCF	Discounted Cash Flow	m.	BCCL	Bharat Coking Coal Limited
c.	FVTOCI	Fair value through Other Comprehensive Income	n.	CCL	Central Coalfields Limited
d.	FVTPL	Fair value through Profit & Loss	o.	SECL	South Eastern Coalfields Limited
e.	GAAP	Generally accepted accounting principles	p.	MCL	Mahanadi Coalfields Limited
f.	Ind AS	Indian Accounting Standards	q.	NCL	Northern Coalfields Limited
g.	OCI	Other Comprehensive Income	r.	WCL	Western Coalfields Limited
h.	P&L	Profit and Loss	s.	CMPDIL	Central Mine Planning & Design Institute Limited
i.	PPE	Property, Plant and Equipment	t.	NEC	North Eastern Coalfields
j.	SPPI	Solely Payment of Principal and Interest	u.	IICM	Indian Institute of Coal Management
k.	EIR	Effective Interest Rate	v.	CIL	Coal India Limited



NOTES TO THE FINANCIAL STATEMENTS (Contd..)

NOTE 3.1 : PROPERTY , PLANT AND EQUIPMENT

(₹ in Crore)

	Free- hold Land	Other Land	Land Recla- mation/ Site Restoration Costs	Building (in- cluding water supply, roads and culverts)	Plant and Equip- ments	Furni- ture and Fixtures	Vehi- cles	Office Equip- ments	Tele- com- muni- cation	Railway Sidings	Other Min- ing Infra- structure	Stripping Ac- tivity Assets	Surveyed Off Assets	Solar and Other Assets	Total
Gross Carrying Amount:															
As at 01-04-2023	501.56	1,708.92	438.13	792.12	3,017.42	104.77	6.71	24.00	27.49	190.79	1,219.38	853.82	13.69	1.24	8,900.04
Additions	195.50	159.73	11.71	94.45	204.50	2.08	2.69	14.88	14.57	19.10	106.15	366.39	7.55	-	1,199.30
Deletions/Adjustments	-	(12.14)	(15.46)	(1.02)	(85.98)	(14.53)	-	13.30	(3.53)	0.21	(10.03)	-	0.08	(1.18)	(130.28)
As at 31-03-2024	697.06	1,856.51	434.38	885.55	3,135.94	92.32	9.40	52.18	38.53	210.10	1,315.50	1,220.21	21.32	0.06	9,969.06
As at 01-04-2024	697.06	1,856.51	434.38	885.55	3,135.94	92.32	9.40	52.18	38.53	210.10	1,315.50	1,220.21	21.32	0.06	9,969.06
Additions	196.45	100.14	133.07	47.20	304.03	1.15	4.63	10.35	7.24	11.53	122.84	365.83	8.66	-	1,313.12
Deletions/Adjustments	(14.55)	0.06	(9.49)	(1.57)	(119.50)	(0.91)	0.27	1.26	(0.04)	(1.20)	1.07	-	(1.15)	(0.06)	(145.81)
As at 31-03-2025	878.96	1,956.71	557.96	931.18	3,320.47	92.56	14.30	63.79	45.73	220.43	1,439.41	1,586.04	28.83	0.00	11,136.37
Accumulated Depreci- ation, Amortisation and Impairment^{3.1.7}															
As at 01-04-2023	-	570.17	266.67	255.25	1,474.19	92.83	2.15	13.46	18.57	35.54	632.61	19.08	7.48	-	3,388.00
Charge for the year	-	140.61	20.02	46.29	256.64	2.39	0.55	7.77	2.18	13.43	134.41	67.89	2.88	-	695.06
Deletions/Adjustments	-	-	0.01	(0.75)	(86.19)	(12.77)	-	10.19	(0.03)	-	1.98	-	0.13	-	(87.43)
As at 31-03-2024	-	710.78	286.70	300.79	1,644.64	82.45	2.70	31.42	20.72	48.97	769.00	86.97	10.49	-	3,995.63
As at 01-04-2024	-	710.78	286.70	300.79	1,644.64	82.45	2.70	31.42	20.72	48.97	769.00	86.97	10.49	-	3,995.63
Charge for the year	-	151.85	16.00	53.21	222.02	1.76	1.05	10.14	3.92	13.40	106.61	147.16	(2.18)	-	724.94
Deletions/Adjustments	-	-	0.03	1.43	(93.57)	(0.82)	-	(2.75)	0.20	-	1.84	-	(0.14)	-	(93.78)
As at 31-03-2025	-	862.63	302.73	355.43	1,773.09	83.39	3.75	38.81	24.84	62.37	877.45	234.13	8.17	-	4,626.79
Net Carrying Amount															
As at 31-03-2025	878.96	1,094.08	255.23	575.75	1,547.38	9.17	10.55	24.98	20.89	158.06	561.96	1,351.91	20.66	0.00	6,509.58
As at 31-03-2024	697.06	1,145.73	147.68	584.76	1,491.30	9.87	6.70	20.76	17.81	161.13	546.50	1,133.24	10.83	0.06	5,973.43

Note:

3.1.1. Title deeds of Immovable Properties not held in name of the Company

Relevant line item in the Balance Sheet	Description of item of property	Gross carrying value	Title deeds held in the name of	Whether title deed holder is a promoter, director or relative# of promoter*/ director or employee of promoter/director	Property held since which date	Reason for not being held in the name of the company
Property, Plant and Equipment	Freehold and Other Land	Under reconciliation	NA	No	NA	Land acquired in pursuance to Coal Mines (Nationalisation) Act 1973, does not require title deeds separately for corresponding land. All other title deeds for land acquired are in possession and are mutated in favour of company except in few cases of freehold lands, where same is under progress pending legal formalities. Completion and reconciliation of documents/ deeds in respect of the 720.00 Hectare of Land is in progress.



NOTES TO THE FINANCIAL STATEMENTS (Contd..)

- 3.1.2. Land- Others also includes Land acquired under Coal Bearing Areas (Acquisition and Development) Act, 1957 and Land Acquisition Act, 1894.
- 3.1.3. Land Reclamation/Site Restoration cost comprises of estimated cost to be incurred at the stage of mine closure duly escalated for inflation (5% p.a.) and then discounted at 8 % discount rate that reflects current market rate of fair value and the risk.
- 3.1.4. The assets and liabilities taken over from Coal Mines Labour Welfare Organisation and Coal Mines Rescue Organisation, for which no quantitative details are available, have not been incorporated in the accounts pending determination of value thereof. The formal Transfer Deeds/Agreement for Assets & Liabilities transferred and taken over by the Company in respect of Coal Mines Labour Welfare Organisation, Kalla & Central hospital along with 4 other Hospitals/Dispensaries, Mines Rescue Station, Barakar Engineering & Foundry Works are yet to be finalised and executed in favour of the Company.
- 3.1.5. Building includes Roads & Culverts situated in the residential/office/mining areas.
- 3.1.6. Depreciation has been provided on the basis of useful life as mentioned in Note-2 (2.7)
- 3.1.7. The stripping activity assets comprises reversal of expenses through stripping activity adjustment in statement of profit & loss in accordance with Appendix B of Ind AS 16, Property, Plant, and Equipment. Refer material accounting policy note 2.19.
- 3.1.8. Movement in accumulated impairment

	Freehold Land	Other Land	Land Reclamation/Site Restoration Costs	Building (including water supply, roads and culverts)	Plant and Equipments	Furniture and Fixtures	Vehicles	Office Equipments	Telecommunication	Railway Sidings	Other Mining Infrastructure	Stripping Activity Assets	Surveyed Off Assets	Solar and Other Assets	Total
As at 01-04-2023	-	-	-	-	22.55	-	-	-	-	-	264.70	-	7.48	-	294.73
Charge for the year	-	-	-	-	-	-	-	-	-	-	51.27	-	2.88	-	54.15
Deletions/Adjustments	-	-	-	-	-	-	-	-	-	-	0.88	-	0.13	-	1.01
As at 31-03-2024	-	-	-	-	22.55	-	-	-	-	-	316.85	-	10.49	-	349.89
As at 01-04-2024	-	-	-	-	22.55	-	-	-	-	-	316.85	-	10.49	-	349.89
Charge for the year	-	-	-	0.03	0.61	0.01	-	0.01	-	-	37.14	-	(2.18)	-	35.62
Deletions/Adjustments	-	-	-	0.44	-	-	-	-	-	-	1.69	-	(0.14)	-	1.99
As at 31-03-2025	-	-	-	0.47	23.16	0.01	-	0.01	-	-	355.68	-	8.17	-	387.50



NOTES TO THE FINANCIAL STATEMENTS (Contd..)

NOTE 3.2 : CAPITAL WORK-IN-PROGRESS

(₹ in Crore)

	Building (including water supply, roads and culverts)	Plant and Equipments	Railway Sidings	Other Mining infrastructure/ Development	Solar Project	Others	Total
Gross Carrying Amount:							
As at 01-04-2023	82.46	223.63	169.60	98.37	-	1.12	575.18
Additions	72.20	315.22	77.32	114.84	18.24	18.36	616.18
Capitalisation/ Deletions	(90.04)	(151.26)	(26.83)	(91.91)	-	(14.78)	(374.82)
As at 31-03-2024	64.62	387.59	220.09	121.30	18.24	4.70	816.54
As at 01-04-2024	64.62	387.59	220.09	121.30	18.24	4.70	816.54
Additions	30.13	343.74	53.98	144.58	128.82	6.56	707.81
Capitalisation/ Deletions	(48.23)	(228.80)	(11.51)	(148.68)	-	(3.08)	(440.30)
As at 31-03-2025	46.52	502.53	262.56	117.20	147.06	8.18	1,084.05
Accumulated Impairment							
As at 01-04-2023	0.52	2.86	-	15.14	-	0.08	18.60
Charge for the year	0.44	-	-	0.83	-	-	1.27
Deletions/ Adjustments	-	0.13	-	(2.02)	-	-	(1.89)
As at 31-03-2024	0.96	2.99	-	13.95	-	0.08	17.98
As at 01-04-2024	0.96	2.99	-	13.95	-	0.08	17.98
Charge for the year	0.88	0.16	0.28	5.56	-	-	6.88
Deletions/ Adjustments	(0.48)	0.03	-	(5.76)	-	0.04	(6.17)
As at 31-03-2025	1.36	3.18	0.28	13.75	-	0.12	18.69
Net Carrying Amount							
As at 31-03-2025	45.16	499.35	262.28	103.45	147.06	8.06	1,065.36
As at 31-03-2024	63.66	384.60	220.09	107.35	18.24	4.62	798.56



NOTES TO THE FINANCIAL STATEMENTS (Contd..)

Notes: 3.2.1 Ageing schedule of Capital-work-in Progress (Gross)

(₹ in Crore)

	Amount in Capital work in Progress as at 31-03-2025				
	Less than 1 year	1-2 years	2-3 years	More than 3 years	Total
Projects in progress:					
Building (including water supply, roads and culverts)	20.79	17.53	0.53	7.57	46.42
Plant and Equipments	50.78	100.15	177.23	174.37	502.53
Railway Sidings	99.90	99.06	41.01	22.59	262.56
Other Mining infrastructure/Development	59.84	25.95	17.33	14.08	117.20
Solar Project	128.82	18.24	-	-	147.06
Others	7.88	-	0.17	0.13	8.18
Total (A)	368.01	260.93	236.27	218.74	1,083.95
Projects temporarily suspended:					
Building (including water supply, roads and culverts)					
Construction of approach RCC road at Dalurbandh under Pandaveswar Area	-	-	-	0.10	0.10
Other Mining infrastructure/Development					
Plant and Equipments					-
Railway Sidings					-
Other Mining infrastructure/Development					-
Solar Project					
Others					
Total (B)	-	-	-	0.10	0.10
Grand Total (A + B)	368.01	260.93	236.27	218.84	1084.05

	Amount in Capital work in Progress as at 31-03-2024				
	Less than 1 year	1-2 years	2-3 years	More than 3 years	Total
Projects in progress:					
Building (including water supply, roads and culverts)	39.64	3.44	11.78	9.10	63.96
Plant and Equipments	134.38	130.70	115.44	7.07	387.59
Railway Sidings	115.86	59.81	25.04	19.38	220.09
Other Mining infrastructure/Development	59.36	21.17	14.67	23.97	119.17
Solar Project	18.24				18.24
Others	4.24	0.17	-	0.29	4.70
Total (A)	371.72	215.29	166.93	59.81	813.75
Projects temporarily suspended:					
Building (including water supply, roads and culverts)					
Boundary Wall around football ground at Manderboni Colliery			0.11		0.11
Construction of approach RCC road at Dalurbandh under Pandaveswar Area				0.10	0.10
Construction of Boundary Wall at Salanpur Complex				0.45	0.45



	Amount in Capital work in Progress as at 31-03-2024				
	Less than 1 year	1-2 years	2-3 years	More than 3 years	Total
Other Mining infrastructure/Development					
Roof bolting along return roadway at Pandaveswar UG under Pandaveswar Area				0.02	0.02
Cont. of Sectional Stopping at Khottadih UG				0.01	0.01
Shifting of 5 nos. 6.6 KV Feeders place near 25 MVA sub- station near Banbahal village along mine boundary through abandoned 4 MVA sub-station and Shankarpur dump and 1 no. from 25 MVA sub-station to sector 3 along the divert NH-60 at Sonepur Bazari Project				2.10	2.10
Total (B)	-	-	0.11	2.68	2.79
Grand Total (A + B)	371.72	215.29	167.04	62.49	816.54

3.2.2 Overdue for material capital-work-in progress (Gross) as at 31-03-2025:

	To be completed in				
	Less than 1 year	1-2 years	2-3 years	More than 3 years	Total
Projects in progress:					
Building (including water supply, roads and culverts):					
Construction of Substation at JPC	3.65				3.65
Plant and Equipments:					
Construction of CHP at Jhanjra Project	116.08				116.08
Construction of CHP at ROCP 10 MTP	170.98				170.98
Construction of CHP at Hura C OCP 3 MTP	118.18				118.18
Railway Sidings:					
Construction of New Railway siding at Jhanjra	128.99				128.99
Other Mining Infrastructure:					
Construction of 3&5 Incline at MIC	6.59				6.59
Total (A)	544.47	-	-	-	544.47
Projects temporarily suspended:					
Building (including water supply, roads and culverts)					
Others					
Total (B)	-	-	-	-	-
Grand Total (A)+(B)	544.47	-	-	-	544.47



Overdue for material capital-work-in progress (Gross) as at 31-03-2024:

	To be completed in				Total
	Less than 1 year	1-2 years	2-3 years	More than 3 years	
Projects in progress:					
Building (including water supply, roads and culverts):					
Longwall workshop construction at Jhanjra Project	5.35				5.35
Plant and Equipments:					
Construction of CHP at Jhanjra Project	107.38				107.38
Railway Sidings:					
Construction of railway siding at Bansra Railway Siding at Kunustoria Area					-
Construction of New Railway siding at Jhanjra	108.19				108.19
Other Mining Infrastructure:					
Construction of 3&5 Incline	3.58				3.58
Total (A)	224.50	-	-	-	224.50
Projects temporarily suspended:					
Building (including water supply, roads and culverts)					
Others					
Total (B)	-	-	-	-	-
Grand Total (A)+(B)	224.50	-	-	-	224.50



NOTES TO THE FINANCIAL STATEMENTS (Contd..)

NOTE 3.3 : Exploration and Evaluation Assets

(₹ in Crore)

	Exploration and Evaluation Costs
Gross Carrying Amount:	
As at 01-04-2023	713.71
Additions	41.64
Transfer to Capital Work in Progress/ Deletions/Adjustment	8.68
As at 31-03-2024	764.03
As at 01-04-2024	764.03
Additions	39.92
Transfer to Capital Work in Progress/ Deletions/Adjustment	18.24
As at 31-03-2025	822.19
Accumulated Impairment	
As at 01-04-2023	-
Charge for the year	-
Deletions/Adjustments	-
As at 31-03-2024	-
As at 01-04-2024	-
Charge for the year	-
Deletions/Adjustments	-
As at 31-03-2025	-
Net Carrying Amount	
As at 31-03-2025	822.19
As at 31-03-2024	764.03



NOTES TO THE FINANCIAL STATEMENTS (Contd..)

Exploration and Evaluation Assets

3.3.1 Ageing schedule for Exploration and Evaluation Assets (Gross) (₹ in Crore)

	Amount in Exploration and Evaluation as at 31-03-2025				
	Less than 1 year	1-2 years	2-3 years	More than 3 years	Total
Projects in progress	89.82	38.30	36.29	657.78	822.19
Projects temporarily suspended:	-	-	-	-	-
Total	89.82	38.30	36.29	657.78	822.19

	Amount in Exploration and Evaluation as at 31-03-2024				
	Less than 1 year	1-2 years	2-3 years	More than 3 years	Total
Projects in progress	67.13	39.62	5.83	651.45	764.03
Projects temporarily suspended:	-	-	-	-	-
Total	67.13	39.62	5.83	651.45	764.03

3.3.2 Overdue material Exploration and Evaluation Assets (Gross) as at 31-03-2025:

	To be completed in				Total
	Less than 1 year	1-2 years	2-3 years	More than 3 years	
Projects in progress:	-	-	-	-	-
Total	-	-	-	-	-

Overdue material Exploration and Evaluation Assets (Gross) as at 31-03-2024:

	To be completed in				Total
	Less than 1 year	1-2 years	2-3 years	More than 3 years	
Projects in progress:	-	-	-	-	-
Total	-	-	-	-	-



NOTES TO THE FINANCIAL STATEMENTS (Contd..)

NOTE 3.4 : INTANGIBLE ASSETS

(₹ in Crore)

	Computer Software	Others	Total
Gross Carrying Amount:			
As at 01-04-2023	20.73	-	20.73
Additions	0.93	-	0.93
Deletions/Adjustments	(0.05)	-	(0.05)
As at 31-03-2024	21.61	-	21.61
As at 01-04-2024	21.61	-	21.61
Additions	0.12	-	0.12
Deletions/Adjustments	-	-	-
As at 31-03-2025	21.73	-	21.73
Accumulated Amortisation and impairment ^{3.4.1}			
As at 01-04-2023	5.37	-	5.37
Charge for the year	3.84	-	3.84
Deletions/Adjustments	-	-	-
As at 31-03-2024	9.21	-	9.21
As at 01-04-2024	9.21	-	9.21
Charge for the year	3.08	-	3.08
Deletions/Adjustments	-	-	-
As at 31-03-2025	12.29	-	12.29
Net Carrying Amount			
As at 31-03-2025	9.44	-	9.44
As at 31-03-2024	12.40	-	12.40
3.4.1. Movement in accumulated impairment			
As at 01-04-2023	-	-	-
Charge for the year	-	-	-
Deletions/Adjustments	-	-	-
As at 31-03-2024	-	-	-
As at 01-04-2024	-	-	-
Charge for the year	-	-	-
Deletions/Adjustments	-	-	-
As at 31-03-2025	-	-	-



NOTES TO THE FINANCIAL STATEMENTS (Contd..)

NOTE 3.5 : INTANGIBLE ASSETS UNDER DEVELOPMENT

(₹ in Crore)

	Software under Development
Gross Carrying Amount:	
As at 01-04-2023	-
Additions	-
Capitalisation/ Deletions	-
As at 31-03-2024	-
As at 01-04-2024	-
Additions	-
Capitalisation/ Deletions	-
As at 31-03-2025	-
Accumulated Impairment	
As at 01-04-2023	-
Charge for the year	-
Deletions/Adjustments	-
As at 31-03-2024	-
As at 01-04-2024	-
Charge for the year	-
Deletions/Adjustments	-
As at 31-03-2025	-
Net Carrying Amount	
As at 31-03-2025	-
As at 31-03-2024	-



NOTES TO THE FINANCIAL STATEMENTS (Contd..)

3.5.1 Ageing schedule for intangible assets under development

(₹ in Crore)

	Amount in Intangible assets under development as at 31-03-2025				
	Less than 1 year	1-2 years	2-3 years	More than 3 years	Total
Projects in progress	-	-	-	-	-
Projects temporarily suspended:	-	-	-	-	-
Total	-	-	-	-	-

	Amount in Intangible assets under development as at 31-03-2024				
	Less than 1 year	1-2 years	2-3 years	More than 3 years	Total
Projects in progress	-	-	-	-	-
Projects temporarily suspended:	-	-	-	-	-
Total	-	-	-	-	-

3.5.2 Overdue material Intangible Assets under development (Gross) as at 31-03-2025:

	To be completed in				Total
	Less than 1 year	1-2 years	2-3 years	More than 3 years	
Projects in progress:	-	-	-	-	-
Total	-	-	-	-	-

Overdue material Intangible Assets under development (Gross) as at 31-03-2024:

	To be completed in				Total
	Less than 1 year	1-2 years	2-3 years	More than 3 years	
Projects in progress:	-	-	-	-	-
Total	-	-	-	-	-



NOTES TO THE FINANCIAL STATEMENTS (Contd..)

NOTE - 4.1 : INVESTMENTS

(₹ in Crore)

	Number of shares current year/(previous year)	Face value per share in ₹ current year/(previous year)	As at 31-03-2025	As at 31-03-2024
Non Current				
Investment in Co-operative shares (Unquoted)				
i)"B" class shares in Coal Mines Officers Co-operative Credit Society Ltd.	500 (500)	1000 (1000)	0.05	0.05
ii) 1000 "D" class shares in Dishergarh Colliery Worker's Central Co-operative Store Ltd.	1000 (1000)	100 (100)	0.01	0.01
iii) 4000 shares in the Mugma Coalfield Colliery Worker's Central Co-operative Store Ltd	4000 (4000)	25 (25)	0.01	0.01
iv)"B" class shares in Sodepur Colliery Employee's Co-operative Credit Society Ltd.	500 (500)	100 (100)	0.005	0.005
v)"B" class shares in Dhenomain Colliery Employees' Co-operative Credit Society Ltd.	500 (500)	100 (100)	0.005	0.005
Total			0.08	0.08
Current				
Mutual Fund Investment				
UTI Mutual Fund			-	-
LIC Mutual Fund			-	-
SBI Mutual Fund			-	-
Canara Robeco Mutual Fund			-	-
Union KBC Mutual Fund			-	-
BOI AXA Mutual Fund			-	-
Total			-	-

4.1.1 Detail of market value of Quoted/Unquoted Investment

(₹ in Crore)

	Non-Current		Current	
	As at 31-03-2025	As at 31-03-2024	As at 31-03-2025	As at 31-03-2024
Aggregate amount of Quoted Investment			-	-
Aggregate amount of unquoted investments	0.08	0.08	-	-
Market value of Quoted Investment			-	-
Aggregate amount of impairment in value of investments			-	-



NOTES TO THE FINANCIAL STATEMENTS (Contd..)

NOTE - 4.2 : LOANS

(₹ in Crore)

	As at 31-03-2025		As at 31-03-2024	
Non-Current				
Loans to Related parties				
Secured, considered good	-		-	
Unsecured, considered good	-		-	
Have significant increase in credit risk	-		-	
Credit impaired	-		-	
	-		-	
Less: Allowance for doubtful loans ^{4.2.1}	-	-	-	-
Loans to other than related parties				
Loans to body corporate and employees				
Secured, considered good	-		-	
Unsecured, considered good	-		0.02	
Have significant increase in credit risk	-		-	
Credit impaired	-		-	
	-		0.02	
Less: Allowance for doubtful loans ^{4.2.1}	-	-	-	0.02
Total		-		0.02

NOTE - 4.2 : LOANS

Current

Loans to Related parties				
Secured, considered good	-		-	
Unsecured, considered good	-		-	
Have significant increase in credit risk	-		-	
Credit impaired	-		-	
	-		-	
Less: Allowance for doubtful loans ^{4.2.1}	-	-	-	-
Loans to other than related parties				
Loans to body corporate and employees				
Secured, considered good	-		-	
Unsecured, considered good	-		-	
Have significant increase in credit risk	-		-	
Credit impaired	-		-	
	-		-	
Less: Allowance for doubtful loans ^{4.2.1}	-	-	-	-



NOTES TO THE FINANCIAL STATEMENTS (Contd..)

(₹ in Crore)

	As at 31-03-2025		As at 31-03-2024	
Total		-		-
4.2.1 The details of movement in Allowance for doubtful loans balances (Current and Non-Current):				
Balance at the beginning of the year		-		-
Recognised during the year		-		-
Utilised during the year		-		-
Balance at the end of the year		-		-
4.2.2 For Loan to related parties - Refer Note 16(5)(C)(vi)				
4.2.3 For dues from directors - Refer Note 16(5)(C)(v)				



NOTES TO THE FINANCIAL STATEMENTS (Contd..)

NOTE - 4.3 : TRADE RECEIVABLES

(₹ in Crore)

	As at 31-03-2025		As at 31-03-2024	
Current				
Trade receivables				
Secured, considered good	-		-	
Unsecured, considered good	2,059.08		1,892.15	
Have significant increase in credit risk	-		-	
Credit impaired	286.44		496.07	
	2,345.52		2,388.22	
Less : Allowance for expected credit loss ^{4.3.1}	286.44	2,059.08	496.07	1,892.15
Total		2,059.08		1,892.15
Notes:		As at 31-03-2025		As at 31-03-2024

4.3.1 The Company has used the practical expedient by computing the expected credit loss allowance based on a provision matrix in determining allowance for credit losses of trade receivables. The provision matrix takes into account historical credit loss experience and forward looking information. The expected credit loss allowance is based on ageing of receivables that are due and the rates used in provision matrix.

The details of movement in Allowance for expected credit loss :-

Balance at the beginning of the year	496.07	365.84
Recognised during the year	8.56	132.28
Writeback during the year	218.19	2.05
Balance at the end of the year	286.44	496.07

4.3.2 For dues from directors - Refer Note 16(5)(C)(v)

4.3.3 Trade Receivables ageing schedule as at 31-03-2025:

(₹ in Crore)

Particulars	Unbilled dues	Outstanding for following periods from transaction date					Total
		Less than 6 months	6 months to 1 year	1-2 years	2-3 years	More than 3 years	
i. Undisputed Trade receivables – considered good	994.91	780.81	-	-	11.85	172.68	1,960.25
ii. Undisputed Trade Receivables - which have significant increase in credit risk	-	-	-	-	-	-	-
iii. Undisputed Trade Receivables – credit impaired	-	-	-	-	-	-	-
iv. Disputed Trade Receivables- considered good	-	-	-	8.96	89.87	-	98.83
v. Disputed Trade Receivables – which have significant increase in credit risk	-	-	-	-	-	-	-
vi. Disputed Trade Receivables – credit impaired	-	-	-	-	7.85	278.59	286.44
Total	994.91	780.81	-	8.96	109.57	451.27	2,345.52
Allowance for expected credit loss	-	-	-	-	7.85	278.59	286.44
Expected credit losses (Loss allowance provision) - %					7.16%	61.73%	12.21%



NOTES TO THE FINANCIAL STATEMENTS (Contd..)

Trade Receivables ageing schedule as at 31-03-2024:

(₹ in Crore)

Particulars	Unbilled dues	Outstanding for following periods from transaction date					Total
		Less than 6 months	6 months to 1 year	1-2 years	2-3 years	More than 3 years	
i. Undisputed Trade receivables – considered good	747.75	680.41	-	5.68	36.23	364.08	1,834.15
ii. Undisputed Trade Receivables - which have significant increase in credit risk	-	-	-	-	-	-	-
iii. Undisputed Trade Receivables – credit impaired	-	-	-	-	-	1.52	1.52
iv. Disputed Trade Receivables- considered good	-	-	-	5.97	28.70	23.32	57.99
v. Disputed Trade Receivables – which have significant increase in credit risk	-	-	-	-	-	-	-
vi. Disputed Trade Receivables – credit impaired	-	-	-	0.30	0.07	494.19	494.56
Total	747.75	680.41	-	11.95	65.00	883.11	2,388.22
Allowance for expected credit loss		-	-	0.30	0.07	495.70	496.07
Expected credit losses (Loss allowance provision) - %		-	-	2.51%	0.11%	56.13%	20.77%

4.3.4 Trade receivables above is net of Coal quality variance. The details are as under:

	For the Year Ended 31-03-2025	For the Year Ended 31-03-2024
Opening Balance of Coal quality Variance	(123.58)	(110.71)
Addition during the year	379.59	91.21
Reversal during the year	15.64	104.08
Closing Balance of Coal quality variance	240.37	(123.58)
Figures in bracket represents variance resulting in increase in trade receivable		
4.3.5 Allowance for Trade Receivables is made on Expected Credit Loss Model.		



NOTES TO THE FINANCIAL STATEMENTS (Contd..)

NOTE - 4.4 : CASH AND CASH EQUIVALENTS

(₹ in Crore)

	As at 31-03-2025	As at 31-03-2024
Balances with Banks		
i. In Deposit Accounts	8.41	8.25
ii. In Current Accounts	114.31	77.02
Bank Balances outside India	-	-
Cheques, Drafts and Stamps in hand	-	-
Cash on hand	-	-
Cash on hand outside India	-	-
Others ^{4.4.1}	85.43	33.85
Total Cash and Cash Equivalents	208.15	119.12

4.4.1 Others include e-procurement account, GeM account, Imprest balances.

4.4.2 Cash and cash equivalents comprises cash on hand and at bank, sweep accounts and term deposits held with banks with original maturities of three months or less.

NOTE - 4.5 : OTHER BANK BALANCES

(₹ in Crore)

	As at 31-03-2025	As at 31-03-2024
Balances with Banks:		
Deposit accounts ^{4.5.1}	1,050.61	1,755.61
Deposit accounts (for specific purposes ^{4.5.2})	28.54	43.04
Mine Closure Plan	-	-
CSR Fund for Ongoing projects	-	-
Shifting and Rehabilitation Fund scheme	-	-
Escrow Account for Buyback of Shares	-	-
Unpaid dividend accounts	-	-
Dividend accounts	-	-
Total	1,079.15	1,798.65

Note:

4.5.1 Includes bank deposit under lien amounting ₹ 899.50 crore (₹ 1536.25 Crore) against which Overdraft facility was availed with different banks with sanction limit of ₹ 854.52 Crore (₹ 1469.94 Crore)

4.5.2 Deposit for specific purposes are bank deposits held under lien/earmarked as per courts order and for other specific purposes.

4.5.3 Other Bank Balances comprise Deposits - for specific purposes and bank deposits which are expected to realise in cash within 12 months after the reporting date.



NOTES TO THE FINANCIAL STATEMENTS (Contd..)

NOTE - 4.6 : OTHER FINANCIAL ASSETS

(₹ in Crore)

	As at 31-03-2025		As at 31-03-2024	
Non Current				
Security Deposits ^{4.6.2}	22.45		26.18	
Less : Allowance for doubtful Security deposits ^{4.6.1}	21.11	1.34	21.20	4.98
Bank deposits with more than 12 months maturity ^{4.6.4}		57.61		76.61
Deposit in Bank under Mine Closure Plan ^{4.6.3}		1,176.68		1,023.13
Deposit in Bank under Shifting and Rehabilitation Fund scheme		-		-
Other Deposits & Receivables	-		-	
Less : Allowance for doubtful deposits & receivables ^{4.6.1}	-	-	-	-
Total		1,235.63		1,104.72
Current				
Security Deposits	2.06		-	
Less : Allowance for doubtful Security deposits ^{4.6.1}	0.07	1.99	-	-
Current Account Balance with Coal India Limited		-		-
Balance with IICM		-		-
Interest accrued		84.75		131.49
Other Deposits & Receivables	21.33		21.69	
Less : Allowance for doubtful deposits & receivables ^{4.6.1}	9.05	12.28	8.15	13.54
Total		99.02		145.03

4.6.1 The details of movement in Allowance for doubtful deposit and receivables (Current and Non-Current)

Balance at the beginning of the year	29.35	27.17
Recognised during the year	2.81	2.18
Utilised during the year	1.93	-
Balance at the end of the year	30.23	29.35

4.6.2. Security Deposits include ₹ 20.86 Crore (₹ 20.86 Crore) as refund of electricity duty receivables from Government of West Bengal.

4.6.3. Deposit with bank under Mine Closure Plan

Following the guidelines from Ministry of Coal, Government of India for preparation of Mine Closure Plan, an Escrow Account has been opened. As per MCP guidelines dated 31.01.2025 upto 50% of the total amount deposited excluding interest in the escrow account may be released after every year based on work done towards mine closure and after every five year up to 50% of the total deposit including interest accrued in the escrow account may be released in line with the periodic examination of the closure plan as per the Guidelines. However the year in which 5 yearly reimbursement is claimed, the yearly reimbursement will not be applicable (Refer Note 9.1 for Provision for Site Restoration/Mine Closure).

	As at 31-03-2025	As at 31-03-2024
Balance in Escrow Account on opening date	1,023.13	870.59
Add: Balance Deposited during the year	76.13	85.44
Add: Interest Credited during the year	82.34	67.10
Less: Amount Withdrawn during the year	4.92	-
Balance in Escrow Account on Closing date	1,176.68	1,023.13

4.6.4 Represents bank deposits held under lien/earmarked as per courts order and for other specific purposes.



NOTES TO THE FINANCIAL STATEMENTS (Contd..)

NOTE - 5.1 : INVENTORIES

(₹ in Crore)

	As at 31-03-2025		As at 31-03-2024
Coal (Finished Goods)	1,051.74		809.69
Coal at Development Projects	-		-
Less: Provision for diminution in value ^{5.1.1}	1.31		1.60
		1,050.43	808.09
Stores, Spares and other inventories ^{5.1.3}	395.56		360.89
Less: Provision for slow-moving, non-moving, and obsolete inventories ^{5.1.2}	50.40		47.93
		345.16	312.96
Total		1,395.59	1,121.05

5.1.1 The details of movement in provision for diminution in value

Balance at the beginning of the year		1.60	1.43
Recognised during the year		0.02	0.17
Derecognised during the year		0.31	-
Balance at the end of the year		1.31	1.60

5.1.2 The inventory of stores and spares comprises items that fall into the categories of slow-moving, non-moving, and obsolete. Impairment allowances are recognized for these items as per the company's policy.

The details of movement in impairment allowance for slow-moving, non-moving and obsolete Stores, Spares, and other inventories :

Balance at the beginning of the year		47.93	44.25
Recognised during the year		2.67	3.73
Derecognised during the year		0.20	0.05
Balance at the end of the year		50.40	47.93

5.1.3 Other inventories above includes Stock of Workshop Jobs, Stationery, medicine, press jobs etc.



NOTES TO THE FINANCIAL STATEMENTS (Contd..)

ANNEXURE TO NOTE - 5.1

Reconciliation of Closing Stock of Coal adopted in Accounts with Book Stock for the year ended 31-03-2025 (₹ in Crore)

	(Qty in Lakh Tonnes) (Value ₹ in Crore)					
	Overall Stock		Non-Vendable Stock		Vendable Stock	
	Qty.	Value	Qty.	Value	Qty.	Value
1. Opening Stock as on 01.04.2024	59.62	809.69	-	-	59.62	809.69
Add/(Less): Adjustment in Opening Stock	-	-	-	-	-	-
Adjusted Opening Stock as on 01.04.2024	59.62	809.69	-	-	59.62	809.69
2. Production for the Year	520.35		-		520.35	
3. Sub-Total (1 + 2)	579.97	809.69	-	-	579.97	809.69
4. Off-Take for the Year :						
A. Outside Despatch	496.18	14,347.34	-	-	496.18	14,347.34
B. Coal feed to Washeries	-	-	-	-	-	-
C. Own Consumption	1.39	44.68	-	-	1.39	44.68
Total	497.57	14,392.02	-	-	497.57	14,392.02
5. Derived Stock	82.40	1,051.74	-	-	82.40	1,051.74
6. Measured Stock	80.81	1,028.87	-	-	80.81	1,028.87
7. Difference (5 - 6)	1.59	22.87	-	-	1.59	22.87
8. Break-up of Difference:						
a. Excess within 5%	0.17	1.48	-	-	0.17	1.48
b. Shortage within 5%	1.76	24.35	-	-	1.76	24.35
c. Excess beyond 5%	-	-	-	-	-	-
d. Shortage beyond 5%	-	-	-	-	-	-
9. Closing stock adopted in Accounts [6 - 8a + 8b]	82.40	1,051.74	-	-	82.40	1,051.74

Summary of Closing Stock of Coal

	Raw Coal				Washed Coal				Other Products		Total	
	Coking		Non-Coking		Coking		Non-Coking		Other Products		Qty.	Value
	Qty.	Value	Qty.	Value	Qty.	Value	Qty.	Value	Qty.	Value		
Opening Stock (Audited)	-	-	59.62	809.69	-	-	-	-	-	-	59.62	809.69
Less: Non-vendable Coal	-	-	-	-	-	-	-	-	-	-	-	-
Adj. Opening Stock (Vendable)	-	-	59.62	809.69	-	-	-	-	-	-	59.62	809.69
Production	-	-	520.35	-	-	-	-	-	-	-	520.35	-
Offtake												
a. Outside Despatch	-	-	496.18	14,347.34	-	-	-	-	-	-	496.18	14,347.34
b. Coal feed to Washeries	-	-	-	-	-	-	-	-	-	-	-	-
c. Own Consumption	-	-	1.39	44.68	-	-	-	-	-	-	1.39	44.68
Closing Stock	-	-	82.40	1,051.74	-	-	-	-	-	-	82.40	1,051.74
Less: Shortage	-	-	-	-	-	-	-	-	-	-	-	-
Closing Stock as on 31-03-2025	-	-	82.40	1,051.74	-	-	-	-	-	-	82.40	1,051.74
Less: Provision against Closing Stock of Coal	-	-	-	1.31	-	-	-	-	-	-	-	1.31
Closing Stock as on 31-03-2025	-	-	82.40	1,050.43	-	-	-	-	-	-	82.40	1,050.43



NOTES TO THE FINANCIAL STATEMENTS (Contd..)

NOTE 6.1 : OTHER NON-CURRENT ASSETS

(₹ in Crore)

	As at 31-03-2025		As at 31-03-2024	
	i. Capital Advances	267.52		251.61
Less : Allowance for doubtful advances ^{6.1.1}	1.48	266.04	1.48	250.13
ii. Advances other than capital advances				
a. Other Deposits and Advances ^{6.1.3}	41.41		43.25	
Less : Allowance for doubtful deposits ^{6.1.1}	-	41.41	1.52	41.73
iii. Progressive Mine Closure Expense incurred ^{6.1.2}		1,200.97		977.82
iv. Advance to Related Parties				
Total		1,508.42		1,269.68

6.1.1 The details of movement in Allowance for bad and doubtful deposit and advances:

Balance at the beginning of the year	3.00	3.00
Recognised during the year	-	-
Utilised/adjusted during the year	1.52	-
Balance at the end of the year	1.48	3.00

6.1.2 The above represents concurrent expenditure recognised as per guidelines from Ministry of Coal, Government of India for preparation of Mine Closure Plan.

6.1.3 Other Deposits and Advances includes ₹ 2.21 Crore (₹ 2.21 Crore) deposited to Ministry of Internal Affairs towards security deposit to augment CISF wing strength.



NOTES TO THE FINANCIAL STATEMENTS (Contd..)

NOTE -6.2 : OTHER CURRENT ASSETS

(₹ in Crore)

	As at 31-03-2025		As at 31-03-2024	
Advances other than capital advances				
Advance payment of statutory dues	176.52		175.47	
Less : Allowance for doubtful Statutory dues ^{6.2.1}	0.04	176.48	0.04	175.43
Other Deposits & Advances ^{6.2.2}	1,220.20		1,276.78	
Less : Allowance for doubtful other deposits and advances ^{6.2.1}	5.24	1,214.96	3.62	1,273.16
Progressive Mine Closure Expense incurred ^{6.1.2}		32.17		42.76
Input Tax Credit Receivable ^{6.2.3}		655.08		526.14
Total		2,078.69		2,017.49

6.2.1 The details of movement in Allowance for doubtful Statutory dues and deposits and advances

Balance at the beginning of the year	3.66	1.93
Recognised during the year	0.10	1.73
Utilised/adjusted during the year	(1.52)	-
Balance at the end of the year	5.28	3.66

6.2.2 Includes deposit under protest and refund yet to be received for Income tax ₹ 824.91 Crore, Sales tax ₹ 26.47 Crore, Excise Duty ₹ 51.67 Crore, Custom Duty ₹ 37.29 Crore, GST ₹ 5.51 Crore, Royalty and others ₹ 12.52 Crore.

6.2.3 Input tax credit (ITC) relating to GST paid on input materials/services available for utilisation against the GST on output has been accumulated to ₹ 655.08 crore (₹ 526.14 Crore). This to a large extent includes GST on royalty against mining operations paid under Reverse Charge Mechanism (RCM) in the state of Jharkhand at a rate of 18% against which the recovery is limited to 5% being the rate of duty payable on coal. The amount getting accumulated due to inverted tax structure even though currently not utilised as ITC is not refundable as per notification issued in this respect, is carried forward as current assets for possible utilisation in future considering that there is no time limit for utilising the same.



NOTES TO THE FINANCIAL STATEMENTS (Contd..)

NOTE - 71 : EQUITY SHARE CAPITAL

(₹ in Crore)

	As at 31-03-2025	As at 31-03-2024
Authorised		
46000000 Equity Shares (46000000 Equity Shares) of ₹ 1000/- each	4,600.00	4,600.00
	4,600.00	4,600.00
Issued, Subscribed and Paid-up		
10390000 Equity Shares (10390000 Equity Shares) of ₹ 1000/- each fully paid in cash	1,039.00	1,039.00
32304200 Equity Shares (32304200 Equity Shares) of ₹ 1000/- each allotted as fully paid up for consideration received other than cash	3,230.42	3,230.42
	4,269.42	4,269.42

7.1.1 Shares in the company held by each shareholder holding more than 5% Shares

Name of Shareholder	No. of Shares Held (Face value of ₹ 1000 each)	% of Total Shares	% Change during the year
Coal India Limited - Holding Company (Equity Share)	4,26,94,200 (4,26,94,200)	100% (100%)	0.00%

7.1.2 Shareholding of Promoters:

Sl No.	Promoter Name	Number of Shares	% of total shares	% change during the year
1.	Coal India Limited	4,26,94,200 (4,26,94,200)	100% (100%)	0.00%

7.1.3 Reconciliation of equity shares outstanding as at 31-03-2025

	Number of Shares	Amount (₹ in Crore)
Opening Balance as on 01-04-2024	4,26,94,200	4,269.42
Changed during the year	-	-
Closing Balance as on 31-03-2025	4,26,94,200	4,269.42

Reconciliation of equity shares outstanding as at 31-03-2024

	Number of Shares	Amount (₹ in Crore)
Opening Balance as on 01-04-2023	4,26,94,200	4,269.42
Changed during the year	-	-
Closing Balance as on 31-03-2024	4,26,94,200	4,269.42

7.1.4 The Company has only one class of shares i.e Equity Shares.



NOTES TO THE FINANCIAL STATEMENTS (Contd..)

NOTE - 7.2 : OTHER EQUITY

(₹ in Crore)

	As at 31-03-2025	As at 31-03-2024
Capital Redemption reserve	-	-
Capital Reserve	-	-
General Reserve	832.71	832.71
Retained Earnings	(2,001.66)	(2,124.49)
Other comprehensive income that will be reclassified to profit or loss	-	-
TOTAL	(1,168.95)	(1,291.78)
(a) Capital Redemption Reserve		
	As at 31-03-2025	As at 31-03-2024
Balance at the beginning of the year	-	-
Addition during the year	-	-
Adjustment during the year	-	-
Balance at the end of the year	-	-
(b) Capital Reserve		
	As at 31-03-2025	As at 31-03-2024
Balance at the beginning of the year	-	-
Addition during the year	-	-
Adjustment during the year	-	-
Balance at the end of the year	-	-
(c) General Reserve		
	As at 31-03-2025	As at 31-03-2024
Balance at the beginning of the year	832.71	832.71
Addition during the year	-	-
Adjustment during the year	-	-
Transfer to Retained Earnings	-	-
Balance at the end of the year	832.71	832.71

The general reserve is a free reserve that is used from time to time to transfer profits from/to retained earnings for appropriation purposes.

(d) (i) Retained Earnings

	As at 31-03-2025	As at 31-03-2024
Balance at the beginning of the year	(1,825.16)	(2,076.75)
Profit/(Loss) for the year	204.49	251.59
Interim Dividend	-	-
Final Dividend	-	-
Adjustment during the year	-	-
Transfer to/ from General reserve	-	-
Balance at the end of the year	(1,620.67)	(1,825.16)



NOTES TO THE FINANCIAL STATEMENTS (Contd..)

(₹ in Crore)

	As at 31-03-2025	As at 31-03-2024
(d) (ii) Other Comprehensive Income items that will not be reclassified to profit or loss ⁽ⁱ⁾		
Balance at the beginning of the year	(299.33)	(205.13)
Other Comprehensive Income during the year	(81.66)	(94.20)
Adjustment during the year	-	-
Balance at the end of the year	(380.99)	(299.33)
Total (d(i) + (ii))	(2,001.66)	(2,124.49)

(i) Includes net actuarial gains/(losses) on defined benefit plans (net of tax)

(ii) Retained Earnings are the accumulated profit and loss of the Group earned till date net of appropriations.

(e) Items of other comprehensive income

(Other Comprehensive Income items that will be reclassified to profit or loss)

	As at 31-03-2025	As at 31-03-2024
(i) Exchange differences on translating the financial statements of a foreign operation		
Balance at the beginning of the year		
Total Comprehensive Income for the current year		
Adjustment during the year		
Balance at the end of the year	-	-



NOTES TO THE FINANCIAL STATEMENTS (Contd..)

NOTE 8.1: BORROWINGS

(₹ in Crore)

	As at 31-03-2025	As at 31-03-2024
Non-Current		
Term Loans		
From Banks		
Secured	-	-
Unsecured	-	-
From Others		
Secured	-	-
Unsecured ^{8.1.1}	146.34	150.09
Total	146.34	150.09
Current		
From Banks		
Secured		
Bank Overdraft ^{8.1.3}	0.42	663.25
Unsecured-Other Loan from Banks ^{8.1.4}	1,508.57	-
From Others		
Secured	-	-
Unsecured	-	-
Current maturities of long-term borrowings ^{8.1.1}	8.13	7.90
Total	1,517.12	671.15

8.1.1 Particulars of Loan	Amount in (₹ Crores)	Nature of Guarantee
Export Development Corporation, Canada	146.34	GOI

Current maturities of the long term borrowing for ₹ 8.13 Crore (₹ 7.90 crores) is in respect of Loan from Export Development Corporation, Canada, and also guaranteed as above.

Repayment Schedule- Repayment of instalment of Loan from EDC Canada is made semiannually i.e. on January 31 and on July 31.

8.1.2 Loss on Foreign exchange Transactions of ₹ 4.52 Crores (₹ 2.05 Crores) in respect of unsecured loan from Export Development Corporation, Canada has been adjusted in the value of the unsecured loan.

8.1.3 Bank Overdraft facility against Fixed Deposit has been availed from different banks against sanctioned limit of ₹ 854.52 Crore (₹ 1469.94 Crore).

8.1.4 The Company in its 365th Board meeting held on 25.07.2023 and 381st Board meeting held on 14.01.2025 has approved unsecured working capital demand loan of ₹ 1000.00 Crore and ₹ 500.00 Crore respectively against fund-based limit allocated by CIL. The amount of ₹ 1508.57 Crore includes accrued interest of ₹ 8.57 Crore.

8.1.5 Coal India Ltd and its Subsidiaries availed working Capital Credit facilities from the working Capital lenders of the Company and its subsidiaries under consortium arrangement with State Bank of India, Corporate Accounts Group Branch, Kolkata being the Lead Bank to such consortium and create / arrange for creation of security by way of Hypothecation of entire Current Assets by way of first charge in order to secure the said working capital credit facilities in aggregate of ₹ 430.00 Crore (₹ 430.00 Crore) granted by the said working capital lenders.



NOTES TO THE FINANCIAL STATEMENTS (Contd..)

NOTE - 8.2 :TRADE PAYABLES

(₹ in Crore)

	As at 31-03-2025	As at 31-03-2024
Current		
Total outstanding dues of micro, small and medium enterprises	4.83	1.70
Total outstanding dues of Creditors other than micro, small and medium enterprises	1,369.80	1,327.64
Total	1,374.63	1,329.34

Notes:

8.2.1 Trade Payables - Total outstanding dues of Micro, Small and Medium Enterprises

(₹ in Crore)

	As at 31-03-2025	As at 31-03-2024
a. Principal & Interest amount remaining unpaid but not due as at year end	4.83	1.70
b. Interest paid by the Company in terms of Section 16 of Micro, Small and Medium Enterprises Development Act 2006 along with the amount of the payment made to the supplier beyond and appointed day during the period.	-	-
c. Interest due and payable for the period of delay in making payment (which have been paid but beyond the appointed day during the period) but without adding the interest specified under Micro, Small and Medium Enterprises Development Act 2006.	-	-
d. Interest accrued and remaining unpaid as at period end	-	-
e. Further interest remaining due and payable even in the succeeding years until such date when the interest dues as above are actually paid to small enterprise.	-	-

8.2.2 Trade Payables ageing schedule as at 31-03-2025:

(₹ in Crore)

Particulars	Outstanding for following periods from transaction date				
	Less than 1 year	1-2 years	2-3 years	More than 3 years	Total
i. MSME	4.83	-	-	-	4.83
ii. Others	1,281.44	45.79	14.62	27.95	1,369.80
iii. Disputed dues - MSME	-	-	-	-	-
iv. Disputed dues - Others	-	-	-	-	-
v. Unbilled Dues	-	-	-	-	-
Total	1,286.27	45.79	14.62	27.95	1,374.63

Trade Payables ageing schedule as at 31-03-2024:

Particulars	Outstanding for following periods from transaction date				
	Less than 1 year	1-2 years	2-3 years	More than 3 years	Total
i. MSME	1.70	-	-	-	1.70
ii. Others	1,155.21	102.36	60.21	1.62	1,319.40
iii. Disputed dues - MSME	-	-	-	-	-
iv. Disputed dues - Others	-	-	-	8.24	8.24
v. Unbilled Dues	-	-	-	-	-
Total	1,156.91	102.36	60.21	9.86	1,329.34



NOTES TO THE FINANCIAL STATEMENTS (Contd..)

NOTE - 8.3 : OTHER FINANCIAL LIABILITIES

(₹ in Crore)

	As at 31-03-2025	As at 31-03-2024
Non Current		
Deposits from Contractors and others	233.73	214.33
Others	-	-
Total	233.73	214.33
Current		
Current Account with:		
Coal India Limited	250.37	206.27
IICM	-	-
Unpaid dividends	-	-
Deposits from Contractors and others	328.57	270.61
Payable for Capital Expenditure	294.21	285.57
Liability for Employee Benefits	1,110.56	1,236.80
Others ^{8.3.1}	76.45	70.99
Total	2,060.16	2,070.24

8.3.1 Others include Payroll deduction liabilities, CISPA Liability etc.



NOTES TO THE FINANCIAL STATEMENTS (Contd..)

NOTE - 9.1 : PROVISIONS

(₹ in Crore)

	As at 31-03-2025	As at 31-03-2024
Non Current		
Employee Benefits		
Gratuity ^{9.1.5}	-	-
Leave Encashment ^{9.1.6}	278.50	488.85
Post Retirement Medical Benefits ^{9.1.7}	346.92	371.04
Other Employee Benefits ^{9.1.1}	59.16	55.05
Other Provisions		
Site Restoration Provision ^{9.1.3}	1,041.35	875.60
Stripping Activity Adjustment ^{9.1.2}	2,626.23	2,867.02
Others ^{9.1.1}	-	-
Total	4,352.16	4,657.56
Current		
Employee Benefits		
Gratuity	202.70	243.65
Leave Encashment	108.33	104.03
Post Retirement Medical Benefits	37.25	31.31
Other Employee Benefit ^{9.1.1}	671.91	674.23
Other Provisions		
Site Restoration Provision	-	-
Others ^{9.1.1}	-	-
Total	1,020.19	1,053.22



NOTES TO THE FINANCIAL STATEMENTS (Contd..)

9.1.1 The details of movement in Provisions (Current and Non-Current):

The position and movement of various provisions except those relating to employee benefits in respect of Gratuity, Leave Encashment and Post Retirement Medical Benefit which are covered under actuarial valuation.

	Balance at the beginning of the year	Charged during the year	Utilised during the year	Balance at the end of the year
Other Employee Benefits	729.28	541.80	540.01	731.07
Others				

9.1.2 Stripping activity provision (Ratio Variance): Stripping activity provision recognized earlier is based on the policy followed consistently by CIL since its inception. Stripping activity provision (net) was recognized or reversed based on the current ratio of OB to Coal as compared to the average Stripping ratio (Standard ratio) of the mine. This accounting method has been substantiated and validated by a multitude of authoritative bodies and forums, including income tax authorities.

The carrying amount of the stripping activity provision is reversed systematically whenever the situation of reversal arises on extraction of actual volume of overburden over expected volume thereof. Such reversal is specific to mines at the rate the said provision has been recognized.

In the case of a mine, where the stripping activity provision has resulted in an excess volume of overburden extracted over the volume of overburden expected multiplied by the opening average rate of stripping activity shall be recognised as stripping activity adjustment in the statement of profit and loss with corresponding debit to the net stripping activity provision.

However no such provision keeping in view the policy with respect to the stripping activity now being followed (note 2.19) has further been created and ₹ 3168.08 crores being the amount created till 31.03.2022 is being adjusted in systematic manner as stated herein above. Accordingly ₹ 240.79 crore (P.Y. ₹ 223.88 crore) has been adjusted from net stripping activity provision with a corresponding impact to the statement of profit and loss (refer note 13.6).

The details of movement in Stripping activity provision:

	As at 31-03-2025	As at 31-03-2024
(i) Stripping activity provision		
Balance at the beginning of the year	2,867.02	3,090.90
Reversed during the year -for stripping activity provision	(240.79)	(223.88)
Reversed during the year - for advance stripping adjustment		
Balance at the end of the year	2,626.23	2,867.02

9.1.3 Provision for Site Restoration

The Company's obligation for land reclamation and decommissioning of structures consists of spending at both surface and underground mines in accordance with the guidelines from Ministry of Coal, Government of India. The estimate of obligation for Mine Closure, Site Restoration and Decommissioning based upon detailed calculation and technical assessment of the amount and timing of the future cash spending to perform the required work. Mine Closure expenditure is provided as per approved Mine Closure Plan. The estimates of expenses are escalated for inflation, and then discounted at a discount rate (@8%) that reflects current market assessment of the time value of money and the risks, so that the amount of provision reflects the present value of the expenditures expected to be required to settle the obligation. The value of the provision is progressively increased over time as the effect of discounting unwinds; creating an expense recognised as Finance Costs. In reference to above guidelines for preparation of mine closure plan, an escrow account has been opened.



NOTES TO THE FINANCIAL STATEMENTS (Contd..)

(₹ in Crore)

Reconciliation of Reclamation of Land/ Site restoration /Mine Closure :

	As at	As at
	31-03-2025	31-03-2024
Site Restoration Provision as on opening date	875.60	856.20
Add: Addition during the year	135.01	11.71
Add: Unwinding of Discount	48.12	46.61
Less: Withdrawal during the year	17.38	38.92
Site Restoration Provision as on closing date	1,041.35	875.60

9.1.4 The year end liability of Gratuity, Leave Encashment, Post Retirement Medical Benefit for employee and benefits like Leave Travel Concession and Settlement Allowances are valued on actuarial basis.

9.1.5 Non Current- Employee Benefits- Gratuity is after adjustment of Gratuity Trust Fund balance with LIC of ₹ 4404.84 Crores (₹ 4424.48 Crores).

9.1.6. Non Current- Employee Benefits- Leave Encashment is after adjustment of Leave Encashment Fund balance with LIC of ₹ 906.23 Crores (₹ 672.61 Crores).

9.1.7. Non Current- Employee Benefits- Post Retirement Medical Benefits is after adjustment of CPRMS-E Trust Fund balance of ₹ 180.09 Crores (₹ 161.07 Crores) and CPRMS-NE Trust fund of ₹ 343.28 Crore (₹ 256.45 Crores).



NOTES TO THE FINANCIAL STATEMENTS (Contd..)

NOTE - 10.1 : OTHER NON CURRENT LIABILITIES

(₹ in Crore)

	As at 31-03-2025	As at 31-03-2024
Shifting & Rehabilitation Fund	-	-
Deferred Income (Government Grant) ^{10.1.1}	0.26	0.38
Others ^{10.1.2}	152.95	175.71
Total	153.21	176.09

10.1.1 Deferred income are assistance from Ministry of Coal by way of reimbursement of expenditure towards road and rail infrastructure and scientific development work.

10.1.2 Others include Non-current portion of Cess Equalisation Account amounting to ₹ 152.07 Crore (₹ 175.06 Crore) as mentioned in 10.2.1 to Note-10.2 : Other Current Liabilities.

NOTE - 10.2 : OTHER CURRENT LIABILITIES

	As at 31-03-2025	As at 31-03-2024
Statutory Dues	969.15	965.03
Advance for Coal Import	-	-
Advance from Customers / Others	1,471.38	1,221.26
Cess Equalization Account ^{10.2.1}	2,221.34	2,156.36
Deferred Income (Government Grant)	0.25	0.38
Others liabilities	256.41	293.24
Total	4,918.53	4,636.27

10.2.1 In the process of making payment of Cess on the annual value of coal bearing land based on the average production of preceding two years valuing at a rate prevailing as on 31st March of each year and realisation made from customers on the value of despatches of Coal considering the sale price prevailing on 31st March of the previous financial year, there remains a balance payable amounting to ₹ 2373.41 Crores (₹ 2331.42 Crores) out of which ₹ 2221.34 Crores (₹ 2156.36 Crores) has been shown under Other Current Liabilities- Cess Equalisation Account and ₹ 152.07 crores (₹ 175.06 crores) in Note-10.1: Other Non Current Liabilities - Others.

10.2.2 Management anticipates that no additional future liabilities, including interest, will arise beyond those disclosed in the financial statements.



NOTES TO THE FINANCIAL STATEMENTS (Contd..)

NOTE - 11.1 : TAX ASSETS/LIABILITIES

(₹ in Crore)

	As at 31-03-2025	As at 31-03-2024
Income Tax Assets		
Balance at the beginning of the year	71.14	-
Recognised during the year		71.14
Reversal/refund during the year	44.10	-
Balance at the Closing of the year	27.04	71.14
Income Tax Liabilities		
Balance at the beginning of the year	-	24.78
Recognised during the year		
Reversal/Adjustment during the year		24.78
Balance at the Closing of the year	-	-
Net income tax asset/(liabilities) at the end	27.04	71.14
Disclosed as:		
Non Current		
Income Tax Assets (net)		71.14
Income Tax Liabilities (net)	-	-
Current		
Income Tax Assets (net)	27.04	-
Income Tax Liabilities (net)	-	-
	27.04	71.14

NOTE - 11.2 : DEFERRED TAX ASSETS/LIABILITIES

	Balance as on 01-04-2024	Recognised/ (reversed) in profit and loss during the year	Recognised in other comprehensive income during the year	Balance as on 31-03-2025
Deferred Tax Assets:				
Provision for Doubtful Advances, Claims and Debts	133.91	(52.51)		81.40
Employee Benefits	506.62	18.05		524.67
Related to Property, Plant and Equipment and Intangible assets	-	-		-
Others	508.71	61.04		569.75
TOTAL OF (A)	1,149.24	26.58	-	1,175.82
Deferred Tax Liability:				
Related to Property, Plant and Equipment and Intangible assets	300.86	68.38		369.24
Others	-			-
TOTAL OF (B)	300.86	68.38	-	369.24
Net Deferred Tax Asset/ (Deferred Tax Liability) (C= A-B)	848.38	(41.80)	-	806.58
D. Remeasurement of Defined benefit Plan DTL(+)/DTA(-)			(27.46)	(27.46)
Net Deferred Tax Asset (E=C+D)	848.38	(41.80)	(27.46)	779.12

	As at 31-03-2025	As at 31-03- 2024
Disclosed as:		
Deferred Tax Assets	779.12	848.38
Deferred Tax Liability		
	779.12	848.38



NOTES TO THE FINANCIAL STATEMENTS (Contd..)

NOTE - 12.1 : REVENUE FROM OPERATIONS

(₹ in Crore)

	For the Year Ended 31-03-2025	For the Year Ended 31-03-2024
I. Sales	20,183.54	18,999.97
Less : Statutory Levies	5,836.20	5,108.09
Sales (Net) (I) ^{12.1.1, 12.1.2, 12.1.3, 12.1.4, 12.1.5}	14,347.34	13,891.88
II. Other Operating Revenue		
Subsidy for Sand Stowing & Protective Works [i]	-	2.03
Loading and Additional Transportation Charges	467.79	423.83
Less : Statutory Levies	22.29	20.19
Loading and Additional Transportation Charges (Net) [ii]	445.50	403.64
Evacuation facilitating Charges	312.60	274.67
Less: Statutory Levies	14.90	13.08
Evacuation facilitating Charges (Net) [iii]	297.70	261.59
Other Operating Revenue (Net) (II = i + ii + iii)	743.20	667.26
Revenue from Operations (I + II)	15,090.54	14,559.14

Notes:

12.1.1. Sales is net of adjustment for actual upgradation(+)/grade slippage(-) (net of levies) of ₹ -214.58 Crore (₹ 210.24 Crore) due to debit/credit note issued/being issued to the parties for upgradation/grade slippage.

12.1.2. Sales above has been increased(+)/decreased(-) by estimated coal quality variance (net of reversal) on account of grade upgradation (+)/ grade slippage (-) amounting to ₹ -155.96 Crore (₹ 12.87 Crore) and on account of excess surface moisture amounting to ₹ -214.52 Crore (₹ 0.00 Crore).

12.1.3. Sales include e-auction quantity of 65.87 LT (65.19 LT) and e-auction gain of ₹ 1107.72 Crore (₹ 1501.60 Crore).

12.1.4. Sales include Linkage Auction quantity of 18.53 LT (6.92 LT) and Linkage Auction gain of ₹ 50.42 Crores (₹ 63.38 Crore).

12.1.5. Sales include ₹ 1244.76 Crore (₹ 624.01 Crore) as performance incentive recognised under Fuel Supply Agreement.

12.1.6. Based on historical trend of the reports regarding coal quality analysis made in earlier cases w.r.t to the mine, a provision for coal quality variance is estimated and recognised in the following manner:

i. where the sampling results are awaited from mutually agreed quality testing Laboratory, adjustment for CQV has been recognised based on the trend of results available from the mutually agreed quality testing Laboratory for previous six months from the month of latest result available.

ii. where the sampling results have been received from mutually agreed quality testing laboratory but the same has been referred to Referee quality testing Laboratory, adjustment for CQV has been recognised based on the trend of results available from the Referee quality testing Laboratory for previous six months from the month of latest result available.

iii. Adjustment for CQV on unsampled quantity has been recognised based on provisions of Fuel Supply Agreement.

The expected results of the above trends are applied on awaited result quantity to arrive at provision of coal quality variance.

12.1.7. Disaggregated revenue information as per Ind AS 115 is given in Note 16.



NOTES TO THE FINANCIAL STATEMENTS (Contd..)

NOTE 12.2 : OTHER INCOME

(₹ in Crore)

	For the Year Ended 31-03-2025	For the Year Ended 31-03-2024
Interest Income ^{12.2.1}	192.24	309.34
Dividend Income on Mutual Fund	-	-
Other Non-Operating Income (net of expenses directly attributable to such income)		
Profit on Sale of Assets	0.96	12.10
Gain on Foreign exchange Transactions	-	-
Gain on Sale of Mutual Fund	-	-
Lease Rent	-	-
Provision Write Back ^{12.2.2}	220.63	2.10
Liability Write Back	137.93	160.04
Fair value changes (net)	-	-
Miscellaneous Income	108.60	155.97
Total	660.36	639.55
12.2.1. Includes interest on income tax refund ₹ 2.76 Crore (₹ 0.89 Crore)		
12.2.2 Details of provision written back		
For loans to body corporate and employees (4.2.1)	-	-
For trade receivables (4.3.1)	218.19	2.05
For financial deposits and receivables (4.6.1)	1.93	-
For coal (5.1.1) and store inventories (5.1.2)	0.51	0.05
For other non current deposits and advances (6.1.1)	1.52	-
For other current deposits and advances (6.2.1)	(1.52)	-
Less: provision written back related to write off	-	-
Total provision written back during the year	220.63	2.10



NOTES TO THE FINANCIAL STATEMENTS (Contd..)

NOTE 13.1 : COST OF MATERIALS CONSUMED

(₹ in Crore)

	For the Year Ended 31-03- 2025	For the Year Ended 31-03- 2024
Explosives	378.69	368.98
Timber	4.21	4.21
Oil & Lubricants	308.75	324.06
HEMM Spares	101.42	80.95
Other Consumable Stores & Spares	255.35	222.15
Total	1,048.42	1,000.35

NOTE 13.2 : CHANGES IN INVENTORIES OF FINISHED GOODS, WORK IN PROGRESS AND STOCK IN TRADE

(₹ in Crore)

	For the Year Ended 31-03- 2025	For the Year Ended 31-03- 2024
Change in Inventory of coal (A)		
Stock at the beginning of the year	809.69	315.19
Opening Stock brought to Revenue	-	-
Stock at the closing of the year	1,051.74	809.69
	(242.05)	(494.50)
Change in Inventory of workshop and press Jobs (B)		
Stock at the beginning of the year	10.00	7.20
Stock at the closing of the year	6.90	10.00
	3.10	(2.80)
TOTAL (A) + (B)	(238.95)	(497.30)



NOTES TO THE FINANCIAL STATEMENTS (Contd..)

NOTE 13.3 : EMPLOYEE BENEFITS EXPENSES

(₹ in Crore)

	For the Year Ended 31-03- 2025	For the Year Ended 31-03- 2024
Salary and Wages ^{13.3.1}	7,531.30	7,838.18
Contribution to Provident Fund & Other Funds ^{13.3.4}	1,628.12	1,943.23
Staff Welfare Expenses	394.42	312.61
Total	9,553.84	10,094.02

13.3.1 Including allowances, bonus, incentives, performance related pay, overtime pay, sitting fees to independent directors etc.

13.3.2 Disclosures as per Ind AS 19 'Employee Benefits' in respect of provision made towards various employee benefits except those covered under actuarial valuation for Gratuity, Leave Encashment and Post Retirement Medical Benefits, are provided in Note 9.1.1.

13.3.3 Disclosures as per Ind AS 19 'Employee Benefits' in respect of defined benefit plans and other long term employee benefit plans like Gratuity, Leave Encashment and Post Retirement Medical Benefits which are covered under actuarial valuation are disclosed in Note 16 (3).

13.3.4. Includes an amount of ₹ 49.62 Crore (₹ 43.60 Crore) against recovery @ ₹ 10.00 per tonne of despatch during the year towards the corpus of CMPS 1998 as per the decision taken in 414th CIL Board meeting.

13.3.5 Expenses recognised during the year for Provident Fund ₹ 721.19 Crore (₹ 706.88 Crore), Pension Fund ₹ 374.62 Crore (₹ 368.11 Crore) and CIL Executive Defined Contribution Pension Scheme (NPS) ₹ 26.48 Crore (₹ 24.33 Crore)

NOTE 13.4 : FINANCE COSTS

(₹ in Crore)

	For the Year Ended 31-03- 2025	For the Year Ended 31-03- 2024
Interest Expenses		
Unwinding of discounts	48.12	46.61
Fair Value Change (Net)	-	-
Other Borrowing Costs ^{13.4.1}	94.20	74.52
Total	142.32	121.13

13.4.1 It includes accrued interest on borrowings ₹ 8.99 crores (₹ 2.71 crores)



NOTES TO THE FINANCIAL STATEMENTS (Contd..)

NOTE - 13.5 : DEPRECIATION, AMORTIZATION AND IMPAIRMENT EXPENSES

(₹ in Crore)

	For the Year Ended 31-03-2025	For the Year Ended 31-03-2024
Depreciation/Amortization/Impairment		
Property, Plant And Equipment (Note 3.1)	724.94	695.06
Capital Work In Progress (Note 3.2)	6.88	1.27
Exploration And Evaluation Assets (Note 3.3)	-	-
Intangible Assets (Note 3.4)	3.08	3.84
Intangible Assets Under Development (Note 3.5)	-	-
	734.90	700.17
Less:		
Transferred to expenditure during development of coal mines	-	-
TOTAL	734.90	700.17

NOTE - 13.6 : STRIPPING ACTIVITY ADJUSTMENT

	For the Year Ended 31-03-2025	For the Year Ended 31-03- 2024
Advance Stripping adjustment	-	-
Stripping activity provision ^{13.6.1}	(240.79)	(223.88)
Improved access to coal ^{13.6.2}	(365.83)	(366.39)
	(606.62)	(590.27)

13.6.1: Stripping Activity provision: Carrying amount of the ratio variance reserve is being reversed systematically whenever the situation of reversal arises as per material accounting policy of the Group.

13.6.2. Improved access to coal: When the actual volume of overburden removed is greater than the expected volume of overburden removal, the stripping cost for excess overburden removed over the expected overburden removal is capitalised to the stripping activity asset.

NOTE 13.7 : CONTRACTUAL EXPENSES

	For the Year Ended 31-03-2025	For the Year End- ed 31-03-2024
Transportation Charges	150.45	145.97
Wagon Loading	16.44	17.68
Outsourcing Expenses for Coal and Overburden	3,185.13	2,582.04
Other Contractual Work	143.68	118.74
	3,495.70	2,864.43



NOTES TO THE FINANCIAL STATEMENTS (Contd..)

NOTE 13.8 : OTHER EXPENSES

(₹ in Crore)

	For the Year Ended 31-03-2025	For the Year Ended 31-03-2024
Power Expense	436.30	433.63
Repairs and Maintenance		
-Building	210.90	114.95
-Plant and Equipment	92.94	78.07
-Others	1.01	1.25
Travelling expenses	12.72	12.44
Training Expenses	5.78	5.86
Telephone & Internet	1.25	5.06
Advertisement & Publicity	1.75	1.27
Freight Charges	-	-
Demurrage	0.97	0.23
Under Loading Charges	53.26	35.32
Coal Sampling Charges	9.98	12.54
Security Expenses	115.93	111.77
Service Charges of CIL	52.04	47.56
Legal Expenses	4.24	3.44
Consultancy Charges	0.14	2.15
Service Charges (CMPDI)	53.83	32.78
Loss on Sale/Discard/Surveyed of Assets	0.11	-
Auditor's Remuneration & Expenses		
a. For Audit Fees	0.26	0.26
b. For Taxation Matters	0.02	0.02
c. For Other Services	0.22	0.19
d. For Reimbursement of Expenses	0.16	0.12
Internal and Other Audit Expenses	3.01	2.57
Rehabilitation Charges	29.72	26.24
Lease Rent & Hiring Charges	86.11	82.54
Rates & Taxes	5.59	11.72
Insurance	0.16	0.28
Loss on Exchange Rate Variance	-	-
Other Rescue/Safety Expenses	1.63	1.65
Siding Maintenance Charges	17.34	23.33
Environmental & Tree Plantation Expenses	11.13	13.05
Expenses on Buyback of shares	-	-
Corporate Social Responsibility Expenses	4.41	7.33
Donations, Rewards & Grants	-	-
Provisions ^{13.8.1}	14.16	140.09
Write off (net of past provisions)		
-Gross write off	-	-
-Write back of provisions, recognised earlier on write off	-	-
Write off (Net of Write back of provisions recognized earlier)	-	-
Miscellaneous Expenses	93.00	84.96
Total	1,320.07	1,292.67



NOTES TO THE FINANCIAL STATEMENTS (Contd..)

NOTE 13.8.1 : OTHER EXPENSES (Contd..)

(₹ in Crore)

	For the Year Ended 31-03-2025	For the Year Ended 31-03-2024
13.8.1 Details of provisions		
For loans to body corporate and employees (4.2.1)	-	-
For trade receivables (4.3.1)	8.56	132.28
For financial deposits and receivables (4.6.1)	2.81	2.18
For coal (5.1.1) and store inventories (5.1.2)	2.69	3.90
For other non current deposits and advances (6.1.1)	-	-
For other current deposits and advances (6.2.1)	0.10	1.73
Total provision made during the year	14.16	140.09



NOTES TO THE FINANCIAL STATEMENTS (Contd..)

13.8.2 Annexure to CSR Expenses

(₹ in Crore)

	For the Year Ended 31-03-2025	For the Year Ended 31-03-2024
A. Activity wise break-up of CSR Expenses (including excess spent):		
Eradicating hunger, poverty and malnutrition	1.72	3.25
Promoting education, including special education and employment enhancing vocation skills	2.27	2.92
Gender equality and measures for reducing inequalities faced by socially and economically backward groups	-	0.07
Environmental sustainability	0.21	0.58
Protection of national heritage, art and culture	-	-
Benefit of armed forces veterans, war widows and their dependents	-	-
Training to promote rural sports, nationally recognised sports, paralympic sports and olympic sports	-	-
Contribution to fund set up by the Central government for socio economic development	-	-
Contribution to incubators or research and development projects	-	-
Contributions to Universities and Research Institutes	-	-
Rural development projects	0.11	0.36
Slum area development	-	-
Disaster management, including relief, rehabilitation and reconstruction activities	-	-
Administrative Overhead	0.10	0.15
Total	4.41	7.33
B. CSR required to be spent and CSR Expenditure Break-up		
(a) Amount Required to be spent during the year (2% of Average net profits of the holding and subsidiary companies made during the three immediately preceding financial years under Section 135 of the Companies Act, 2013)	0.17	-
(b) Amount approved by the Board to be spent during the year	9.51	7.04
(c) Amount spent during the year on:		
(i) Construction/Acquisition of any asset	1.37	1.46
(ii) on purposes other than (i) above	3.04	5.87
Total	4.41	7.33
C. Reconciliation of CSR Expenses recognised and CSR Expenses spent	31-03-2025	31-03-2024
CSR Expenses Spent	4.41	7.33
Less: Excess carried forward/(Utilised) during the year	-	-
Add: Unspent CSR expense on ongoing projects	-	-
Add: Unspent CSR expense on other than ongoing	-	-
Amount recognised in P&L	4.41	7.33
D. Unspent amount Other than ongoing Project [Section 135(5)]	31-03-2025	31-03-2024
Opening Balance	-	-
Deposited in specific fund of sch. VII within 6 months	-	-
Amount required to be spent during the year	-	-
Amount Spent During the year	-	-



NOTES TO THE FINANCIAL STATEMENTS (Contd..)

13.8.2 Annexure to CSR Expenses (Contd..)

E. Excess amount spent [Section 135(5)]

(₹ in Crore)

Yearwise Details	Opening Balance	Amount required to be spent during the year	Amount spent during the year	Closing Balance
2022-23	-	-	-	-
2023-24	-	-	-	-
2024-25	-	-	-	-
Total	-	-	-	-

Refer foot-note to Other Advances and Deposits under Other Current Assets

F. Unspent Ongoing Project [Section 135(6)] (year-wise)

		31-03-2025	31-03-2024
Opening balance	With Company	-	-
	In Separate CSR Account	-	-
Amount required to be spent during the year		-	-
Amount spent during the year	from companies bank account	-	-
	In Separate CSR Account	-	-
Closing balance	With Company	-	-
	In Separate CSR Account	-	-

G. Provision for Liability of CSR Expenses

	31-03-2025
Opening Balance	2.75
Addition during the year	4.41
Adjustment during the year	5.77
Closing Balance	1.39



NOTES TO THE FINANCIAL STATEMENTS (Contd..)

NOTE 14.1 : TAX EXPENSE

(₹ in Crore)

	For the Year Ended 31-03-2025	For the Year Ended 31-03-2024
Current Year	-	-
Earlier Years	-	17.11
Total current tax	-	17.11
Deferred tax	96.73	(55.21)
MAT Credit Entitlement	-	-
TOTAL	96.73	(38.10)
(₹ in Crore)		
14.1.1. Reconciliation of Tax Expense	31-03-2025	31-03-2024
Profit/(Loss) Before Tax	301.22	213.49
At Income Tax Rate of 25.168%	75.81	53.73
Less: Tax on Exempted Income	-	-
Add: Non-deductible Expenses for Tax purpose	239.93	158.35
Less: Deductible Expenses for Tax purpose	219.01	267.29
Adjustment for Earlier years	-	17.11
Adjustment for Tax under Mat provisions	-	-
Adjustment for Deferred Tax	-	-
Income Tax Expenses reported in Statement of Profit & Loss	96.73	(38.10)
Effective Income Tax Rate	32.11%	-17.85%

14.1.2. Company expects that there will be future taxable profit for utilization of deferred tax assets.

14.1.3 Refer Note 11.2 for component of deferred tax assets/ (liabilities)



NOTES TO THE FINANCIAL STATEMENTS (Contd..)

NOTE 15.1 : OTHER COMPREHENSIVE INCOME

(₹ in Crore)

	For the Year Ended 31-03- 2025	For the Year Ended 31-03-2024
i. Items that will not be reclassified to profit or loss		
Remeasurement of defined benefit plans ^{15.1.1}	(109.12)	(94.20)
Sub-total (A)	(109.12)	(94.20)
Less: ii. Income tax relating to items that will not be reclassified to profit or loss		
Remeasurement of defined benefit plans	(27.46)	-
Sub-total (B)	(27.46)	-
Total (C = A - B)	(81.66)	(94.20)
Less: i. Items that will be reclassified to profit or loss		
Share of OCI in Joint ventures	-	-
Exchange differences in translating the financial statements of a foreign operation	-	-
Sub-total (D)	-	-
ii. Income tax relating to items that will be reclassified to profit or loss		
Share of OCI in Joint ventures	-	-
Sub-total (E)	-	-
Total (F = D - E)	-	-
Grand Total (C + F)	(81.66)	(94.20)

15.1.1. Other Comprehensive Income for remeasurement of defined benefit plans includes for Gratuity ₹ -106.84 Crore (₹ -133.92 Crore), for post retirement medical benefits ₹ -2.28 Crore (₹ 39.72 Crore).



NOTES TO THE FINANCIAL STATEMENTS (Contd..)

NOTE - 16 ADDITIONAL NOTES TO THE FINANCIAL STATEMENTS

1. Fair Value measurement

1. [A] Financial Instruments by Category

(₹ in Crore)

	31-03-2025		31-03-2024	
	FVTPL	Amortised cost	FVTPL	Amortised cost
Financial Assets				
Investments :				
Co-Operative Share	-	0.08	-	0.08
Loans	-	-	-	0.02
Trade receivables	-	2,059.08	-	1,892.15
Cash & cash equivalents	-	208.15	-	119.12
Other Bank Balances	-	1,079.15	-	1,798.65
Other Financial Assets	-	1,334.65	-	1,249.75
Total	-	4,681.11	-	5,059.77
Financial Liabilities				
Borrowings :				
EDC Loan	-	154.47	-	157.99
Bank Overdraft and Other Loan from Banks	-	1,508.99	-	663.25
Trade payables	-	1,374.63	-	1,329.34
Deposits from Contractors and others	-	562.30	-	484.94
Other Financial Liabilities	-	1,731.59	-	1,799.63
Total	-	5,331.98	-	4,435.15

1. [B] Fair value hierarchy

Table below shows Judgements and estimates made in determining the fair values of the financial instruments that are (a) recognised and measured at fair value and (b) measured at amortised cost and for which fair values are disclosed in the financial statements. To provide an indication about the reliability of the inputs used in determining fair value, the company has classified its financial instruments into the three levels prescribed under the accounting standard.

Financial Assets and Liabilities measured at fair value

(₹ in Crore)

	31-03-2025		31-03-2024	
	Level I	Level III	Level I	Level III
Financial Assets at FVTPL				
Investments :				
Mutual Fund/ICD	-	-	-	-



NOTES TO THE FINANCIAL STATEMENTS (Contd..)

Financial Assets and Liabilities measured at amortised cost for which fair values are disclosed

(₹ in Crore)

	31-03-2025		31-03-2024	
	Level I	Level III	Level I	Level III
Financial Assets				
Investments :				
Co-Operative Share	-	0.08	-	0.08
Loans	-	-	-	0.02
Trade receivables	-	2,059.08	-	1,892.15
Cash & cash equivalents	-	208.15	-	119.12
Other Bank Balances	-	1,079.15	-	1,798.65
Other Financial Assets	-	1,334.65	-	1,249.75
Total	-	4,681.11	-	5,059.77
Financial Liabilities				
Borrowings :				
EDC Loan	-	154.47	-	157.99
Bank Overdraft and Other Loan from Banks	-	1,508.99	-	663.25
Trade payables	-	1,374.63	-	1,329.34
Deposits from Contractors and others	-	562.30	-	484.94
Other Financial Liabilities	-	1,731.59	-	1,799.63
Total	-	5,331.98	-	4,435.15

A brief of each level is given below:

Level I: Level 1 hierarchy includes financial instruments measured using quoted prices.

Level II: The fair value of financial instruments that are not traded in an active market is determined using valuation techniques which maximize the use of observable market data and rely as little as possible on entity-specific estimates. If all significant inputs required to fair value an instrument are observable, the instrument is included in level II.

Level III: If one or more of the significant inputs is not based on observable market data, the instrument is included in level III. This is the case for unlisted equity securities, preference shares borrowings, security deposits and other liabilities taken included in level III.

1. [C] Valuation technique used in determining fair value

Valuation techniques used to value financial instruments include the use of quoted market prices of instruments.

1. [D] Fair value measurements using significant unobservable inputs

At present there are no fair value measurements using significant unobservable inputs.

1. [E] Fair values of financial assets and liabilities measured at amortised cost

- The carrying amounts of trade receivables, short term deposits, cash and cash equivalents, trade payables are considered to be the same as their fair values, due to their short-term nature.

- The Company considers that the Security Deposits does not include a significant financing component. Security deposits coincide with the company's performance and the contract requires amounts to be retained for reasons other than the provision of finance. The withholding of a specified percentage of each milestone payment is intended to protect the interest of the company, from the contractor failing to adequately complete its obligations under the contract. Accordingly, transaction cost of Security deposit is considered as fair value at initial recognition and subsequently measured at amortised cost.

Significant estimates: The fair value of financial instruments that are not traded in an active market is determined using valuation techniques. The Company uses its judgment to select a method and makes suitable assumptions at the end of each reporting period.



2. Financial Risk Management

Financial risk management objectives and policies

The Company's principal financial liabilities comprise trade and other payables. The main purpose of these financial liabilities is to finance the Company's operations and to provide guarantees to support its operations. The Company's principal financial assets include loans, trade and other receivables, and cash and cash equivalents that is derived directly from its operations.

The Company is exposed to market risk, credit risk and liquidity risk. The Company's senior management oversees the management of these risks. The Company's senior management is supported by a risk committee that advises, inter alia, on financial risks and the appropriate financial risk governance framework for the Company. The risk committee provides assurance to the Board of Directors that the Company's financial risk activities are governed by appropriate policies and procedures and that financial risks are identified, measured and managed in accordance with the Company's policies and risk objectives. The Board of Directors reviews and agrees policies for managing each of these risks, which are summarised below.

This note explains the sources of risk which the entity is exposed to and how the entity manages the risk and the impact of hedge accounting in the financial statements.

Risk	Exposure arising from	Measurement	Management
Credit Risk	Trade receivables and financial asset	Ageing analysis/ Credit rating	Department of public enterprises (DPE guidelines), diversification of bank deposits credit limits and other securities; Counterparty default risk of trade receivables is managed by financial assurances like Security Deposits, Advances, Bank Guarantee etc.
Liquidity Risk	Borrowings and other liabilities	Periodic cash flows	Availability of committed credit lines and borrowing facilities
Market Risk-foreign exchange	Future commercial transactions, recognised financial assets and liabilities not denominated in INR	Cash flow forecast sensitivity analysis	Regular watch and review by senior management and audit committee.
Market Risk-interest rate	Cash and Cash equivalents, Bank deposits and mutual funds	Cash flow forecast sensitivity analysis	Department of public enterprises (DPE guidelines), Regular watch and review by senior management and audit committee.

The Company's risk management is carried out by the Board of Directors as per DPE guidelines issued by Government of India. The Board provides written principles for overall risk management as well as policies covering investment of excess liquidity.

2. [A] Credit Risk:

2. [A] (a) Credit risk management:

Receivables arise mainly out of sale of Coal. Sale of Coal is broadly categorized as sale through fuel supply agreements (FSAs) and e-auction. Macro - economic information (such as regulatory changes) is incorporated as part of the fuel supply agreements (FSAs) and e-auction terms

2. [A] (b) Fuel Supply Agreements (FSAs)

The company enters into legally enforceable FSAs with customers or with State Nominated Agencies that in turn enters into appropriate distribution arrangements with end customers. FSAs can be broadly categorized into:

- FSAs with customers in the power utilities sector, including State power utilities, private power utilities ("PPUs") and independent power producers ("IPPs") under various clauses of Scheme to Harness and Allocate Koyla (Coal) transparently in India (SHAKTI);
- FSAs with customers in non-power industries (including captive power plants ("CPPs")) as per Non-Regulated Sector (NRS) Linkage Policy; and
- FSAs with State Nominated Agencies.

2. [A] (c) E-Auction Scheme

The E-Auction scheme of coal has been introduced to provide access to coal for customers who were not able to source their coal requirement through the available institutional mechanisms under the NCDP for various reasons, for example, due to a less than full allocation of their normative requirement under NCDP, seasonality of their coal requirement and limited requirement of coal that does not warrant a long-term linkage. The quantity of coal to be offered under E-Auction is reviewed from time to time by the Ministry of Coal. Counter party default risk of trade receivable is managed by financial assurances like Security Deposits, Advances, Bank Guarantee etc.



2. [A] (d) Provision for Expected credit loss:

The Company provides for expected credit risk loss for doubtful/ credit impaired assets, by lifetime expected credit losses (Simplified approach) [Refer Note - 4.3 Trade Receivables].

Significant estimates and judgments for Impairment of financial assets

The impairment provisions for financial assets disclosed above are based on assumptions about risk of default and expected loss rates. The Company uses judgment in making these assumptions and selecting the inputs to the impairment calculation, based on the Company's past history, existing market conditions as well as forward looking estimates at the end of each reporting period.

2. [B] Liquidity Risk

Prudent liquidity risk management implies maintaining sufficient cash and marketable securities and the availability of funding through an adequate amount of committed credit facilities to meet obligations when due. Due to the dynamic nature of the underlying businesses, Company treasury maintains flexibility in funding by maintaining availability under committed credit lines.

Management monitors forecasts of the Company's liquidity position (comprising the undrawn borrowing facilities) and cash and cash equivalents on the basis of expected cash flows. This is generally carried out at local level in the operating companies of the Company in accordance with practice and limits set by the Company.

(₹ in Crore)

Particulars	31-03-2025			31-03-2024		
	Less than 1 year	Between 1 to 5 years	More than 5 years	Less than 1 year	Between 1 to 5 years	More than 5 years
Non-derivative Financial Liabilities						
Borrowings including Interest Obligations	1,517.12	32.52	113.82	671.15	31.60	118.49
Trade Payables	1,374.63	-	-	1,329.34	-	-
Other Financial Liabilities	2,060.16	233.73	-	2,070.24	214.33	-

2. [C] Market risk

a. Foreign currency risk

Foreign currency risk arises from future commercial transactions and recognised assets or liabilities denominated in a currency that is not the Group's functional currency(INR).The Company is exposed to foreign exchange risk arising from foreign currency transactions. The Company is exposed to foreign exchange risk arising from foreign currency transactions. Foreign exchange risk in respect of foreign operation is considered to be insignificant. The Company also imports and risk is managed by regular follow up. Company has a policy which is implemented when foreign currency risk becomes significant.

b. Cash flow and fair value interest rate risk

The Company's main interest rate risk arises from bank deposits with change in interest rate exposes the Company to cash flow interest rate risk. Company policy is to maintain most of its deposits at fixed rate.

Company manages the risk using guidelines from Department of public enterprises (DPE), diversification of bank deposits credit limits and other securities.

Capital management

The company being a government entity manages its capital as per the guidelines of Department of investment and public asset management under ministry of finance.

Capital Structure of the company is as follows:

(₹ in Crore)

Particulars	31-03-2025	31-03-2024
i. Equity Share capital	4,269.42	4,269.42
ii. Long term debt :		
EDC Loan - Non-Current	146.34	150.09
EDC Loan - Current	8.13	7.90



3. Employee Benefits: Recognition and Measurement (Ind AS-19)

Defined Benefit Plans :

a. Gratuity

The Company provides for gratuity, a post-employment defined benefit plan ("the Gratuity Scheme") covering the eligible employees. Gratuity payment is made as per policy of the company subject to maximum of ₹ 20 lacs at the time of separation from the company considering the provisions of the Payment of Gratuity Act 1972 as amended. The liability or asset recognised in the balance sheet in respect of the Gratuity Scheme is the present value of the defined benefit obligation at the end of the reporting year less the fair value of plan assets. The defined benefit obligation is calculated at each reporting date by actuaries using the projected unit credit method. Re-measurement gains and losses arising from experience adjustments and changes in actuarial assumptions are recognised in the year in which they occur, directly in other comprehensive income (OCI).

The Gratuity Scheme is funded through trust maintained with Life Insurance Corporation of India. LIC also provides an insurance coverage (Life Cover Sum Assured- "LCSA") in case of death of a member during service, to compensate the shortfall in gratuity amount from estimated payable at normal retirement date based on last drawn salary subject to ceiling of maximum of ₹ 20 lacs.

b. Post-Retirement Medical Benefit – Executive (CPRMSE)

Company has post-retirement medical benefit scheme known as Contributory Post Retirement Medicare Scheme for Executive of CIL and its Subsidiaries (CPRMSE), to provide Medicare to the executives, their spouses and fully financially dependent Divyang child(ren) suffering from not less than 40% of any disability in Company hospital/empanelled hospitals or outpatient/Domiciliary only in India subject to ceiling limit, on account of retirement on attaining the age of superannuation or are separated by the Company on medical ground or retirement under Voluntary Retirement Scheme under common coal cadre or Voluntary Retirement Scheme formulated and made applicable from time to time. Membership is not extended to the executives who resigns from the services of the CIL and its subsidiaries. The maximum amount reimbursable during the entire life for the retired executives, spouse and dependent Divyang child (ren) taken together jointly or severally is Rs 25 lakhs except for specified diseases with no upper limit. The Scheme is funded through trust for group, maintained with Life Insurance Corporation of India . The liability for the scheme is recognised based on actuarial valuation done at each reporting date.

c. Post-Retirement Medical Benefit – Non Executive (CPRMS -NE)

As a part of social security scheme under wage agreement, Company is providing Contributory Post-Retirement Medicare Scheme for non-executives (CPRMSE-NE) to provide medical care to the non-executives and their spouses and Divyang Child(ren) in Company hospital/empanelled hospitals or outpatient/Domiciliary only in India subject to ceiling limit, on account of retirement on attaining the age of superannuation or are separated by the Company on medical ground or retirement under Voluntary Retirement Scheme formulated and made applicable from time to time or resigns from the company at the age of 57 Years or above or on death to the spouse and Divyang Child(ren). The maximum amount reimbursable during the entire life for the retired non-executives and spouse taken together jointly or severally is Rs 8 lakhs except for specified diseases with no upper limit. The maximum amount reimbursable during the entire life of Divyang child would be ₹ 2.5 lakh. The Scheme is funded through trust for group, maintained with Life Insurance Corporation of India . The liability for the scheme is recognised based on actuarial valuation done at each reporting date.

Defined Contribution Plans :

a. Provident Fund and Pension:

Company pays fixed contribution towards Provident Fund and Pension Fund at pre-determined rates based on a fixed percentage of the eligible employee's salary i.e. 12% and 7% of Basic salary and Variable Dearness Allowance towards Provident Fund and Pension Fund respectively. These funds are governed by to a separate statutory body under the control of Ministry of Coal, Government of India, named Coal Mines Provident Fund Organisation (CMPFO). The contribution towards the fund for the period is recognized in the Statement of Profit & Loss.

b. CIL Executive Defined Contribution Pension Scheme (NPS)

The company provides a post-employment contributory pension scheme to the executives of the Company known as "CIL Executive Defined Contribution Pension Scheme -2007" (referred as New Pension Scheme "NPS"). NPS is being administered through separate trust at group level solely formed for the purpose. The obligation of the Company is to contribute to the trust to the extent of amount not exceeding 30% of basic pay and variable dearness allowance less employer's contribution towards provident fund, gratuity, post-retirement medical benefits -Executive i.e. CPRMSE or any other retirement benefits. The current employer contribution of 6.99% of basic and Variable Dearness Allowance is being charged to statement of profit and loss.



Other Long Term Employee Benefits

a. Leave encashment

The company provides benefit of total Earned Leave (EL) of 30 days and Half Paid Leave (HPL) of 20 days to the executives of the company, accrued and credited proportionately on half yearly basis on the first day of January and July of every year. During the service, 75% EL credited balance is one time encashable in each calendar year subject to ceiling of maximum 60 days EL encashment. Accumulated HPL is not permitted for encashment during the period of service. On superannuation, EL and HPL together is considered for encashment subject to the overall limit of 300 days without commutation of HPL. In case of non-executives, Leave encashment is governed by the National Coal Wage Agreement (NCWA) and at present the workmen are entitled to get encashment of earned leave at the rate of 15 days per year and on discontinuation of service due to death, retirement, superannuation and VRS, the balance leave or 150 days whichever is less, is allowed for encashment. Therefore, the liabilities for earned leave are expected to be settled during the service as well as after the retirement of employee. They are therefore measured as the present value of expected future payments to be made in respect of services provided by employees up to the end of the reporting period using the projected unit credit method. The benefits are discounted using the market yields at the end of the reporting period that have terms approximating to the terms of the related obligation. The liability under the scheme is borne by the Company as per actuarial valuation at each reporting date.

b. Life Cover Scheme (LCS)

As a part of the social security scheme, the Group has a Life Cover Scheme known as "Life Cover Scheme of Coal India Limited" (LCS) which covers all the executive and non-executive cadre employees. In case of death in service, an amount of Rs 1,56,250 is paid to the nominees under the scheme w.e.f 01.10.2017. The expected cost of the benefits is recognized when an event occurs that causes the benefit payable under the scheme.

c. Settlement Allowances

As a part of wage agreement, a lump sum amount of Rs 12000/- is paid to all the non-executive cadre employees governed under NCWA on their superannuation on or after 31.10.2010 as settling-in allowance. The liability under the scheme is borne by the Company as per actuarial valuation at each reporting date.

d. Group Personal Accident Insurance (GPAIS)

Coal India Limited (CIL) has taken group insurance scheme from United India Insurance Company Limited to cover the executives of the CIL Group against personal accident known as "Coal India Executives Group Personal Accident Insurance Scheme" (GPAIS). GPAIS covers all types of accident on 24 hour basis worldwide. Premium for the scheme is borne by the CIL.

e. Travel Allowance Scheme

As a part of wage agreement, Non-executive employees are entitled to travel assistance for visiting their home town and for "Bharat Bhraman" once in a block of 4 years. A lump sum amount of Rs 10000/- and Rs 15000/- is paid for visiting Home town and "Bharat Bhraman", respectively. The liability for the scheme is recognised based on actuarial valuation at each reporting date.

f. Workmen's Compensation Benefits in Mine Accident

As a part of social security scheme under wage agreement, the company provide the benefits admissible under The Employee's Compensation Act, 1923. An amount of Rs 15 lakhs is paid to the next of kin of an employee in case of a fatal mine accident w.e.f 07.11.2019. In addition, w.e.f 01.06.2023 an exgratia amount of ₹ 90,000/- is paid in case of death or permanent total disablement. The expected cost of the benefits is recognised when an event occurs that causes the benefit payable under the scheme.

Funding status of defined benefit plans and other long term employee benefits plans are as under:

(i) Funded

- o Gratuity
- o Leave Encashment
- o Post-Retirement Medical Benefit – Executive (CPRMSE)
- o Post-Retirement Medical Benefit – Non Executive (CPRMS -NE)

(ii) Unfunded

- o Life Cover Scheme
- o Settlement Allowance
- o Group Personal Accident Insurance
- o Leave Travel Concession
- o Compensation to dependent on Mine Accident Benefits



Total liability as on 31-03-2025 is ₹ 6897.92 Crore based on valuation made by the Actuary, details of which are mentioned below:

(₹ in Crore)

Heads	Opening Actuarial Liability as on 01-04-2024	Adjustment during the Year	Closing Actuarial Liability as on 31-03-2025
Gratuity Scheme	4,668.13	(60.59)	4,607.54
Leave Scheme	1,265.49	27.57	1,293.06
LTC - Executive	-	-	-
LTC - Non-Executive	54.71	4.33	59.04
Settlement Allowance Executives	9.40	0.28	9.68
Settlement Allowance Non-Executives	21.33	(0.27)	21.06
PRMB for Executives	181.06	0.65	181.71
PRMB for non-executives	638.81	87.02	725.83
Total	6,838.93	58.99	6,897.92

Disclosure as per Actuary's Certificate

The disclosures as per actuary's certificate for employee benefits for Gratuity (funded) and Leave Encashment (funded) are given below: -

ACTUARIAL CALCULATION OF GRATUITY SCHEME UNDER Ind AS 19 AS AT 31-03-2025

Table 1: Disclosure of Defined Benefit Cost

A. Profit & Loss (P&L)

(₹ in Crore)

	31-03-2025	31-03-2024
Current service cost	66.96	65.13
Past service cost - plan amendments	-	159.64
Curtailment cost / (credit)	-	-
Settlement cost / (credit)	-	-
Service cost	66.96	224.77
Net interest on net defined benefit liability / (asset)	31.39	13.40
Immediate recognition of (gains)/losses - other long term employee benefit plans	-	-
Cost recognised in P&L	98.35	238.16

B. Other Comprehensive Income (OCI)

(₹ in Crore)

	31-03-2025	31-03-2024
Actuarial (gain)/loss due to DBO experience	64.45	96.04
Actuarial (gain)/loss due to DBO assumption changes	110.35	83.56
Actuarial (gain)/loss arising during year	174.80	179.60
Return on plan assets (greater)/less than discount rate	(67.96)	(45.68)
Actuarial (gains)/ losses recognized in OCI	106.84	133.92

C. Defined Benefit Cost

(₹ in Crore)

	31-03-2025	31-03-2024
Service cost	66.96	224.77
Net interest on net defined benefit liability / (asset)	31.39	13.40
Actuarial (gains)/ losses recognized in OCI	106.84	133.92
Immediate recognition of (gains)/losses - other long term employee benefit plans	-	-
Defined Benefit Cost	205.19	372.08



D. Assumptions as at

	31-03-2024	31-03-2023
Discount Rate	7.00%	7.30%
Rate of salary increase	Executives: 9% Non-Exe: 6.25%	Executives: 9% Non-Exe: 6.25%

Table 2: Net Balance Sheet position

A. Development of Net Balance Sheet Position

(₹ in Crore)

	31-03-2025	31-03-2024
Defined benefit obligation (DBO)	(4,607.54)	(4,668.13)
Fair value of plan assets (FVA)	3,953.93	4,219.70
Funded status [surplus/(deficit)]	(653.61)	(448.42)
Effect of Asset ceiling	-	-
Net defined benefit asset/ (liability)	(653.61)	(448.42)

B. Reconciliation of Net Balance Sheet Position

(₹ in Crore)

	31-03-2025	31-03-2024
Net defined benefit asset/ (liability) at end of prior period	(448.42)	(290.73)
Service cost	(66.96)	(224.77)
Net interest on net defined benefit liability/ (asset)	(31.39)	(13.40)
Amount recognised in OCI	(106.84)	(133.92)
Employer contributions	-	214.39
Benefit paid directly by the Company	-	-
Acquisitions credit/ (cost)	-	-
Divestitures	-	-
Cost of termination benefits	-	-
Net defined benefit asset/ (liability) at end of current period	(653.61)	(448.42)

C. Assumptions as at

	31-03-2025	31-03-2024
Discount Rate	6.60%	7.00%
Rate of salary increase:	Executives:9% Non-Exe: 6.25%	Executives:9% Non-Exe: 6.25%

Table 3: Changes in Benefit Obligations and Assets

A. Change in Defined Benefit Obligation (DBO)

(₹ in Crore)

	31-03-2025	31-03-2024
DBO at end of prior period	4,668.13	4,514.20
Current service cost	66.96	65.13
Interest cost on the DBO	305.49	309.11
Curtailment (credit)/ cost	-	-
Settlement (credit)/ cost	-	-
Past service cost - plan amendments	-	159.64
Acquisitions (credit)/ cost	-	-
Actuarial (gain)/loss - experience	64.45	96.04
Actuarial (gain)/loss - demographic assumptions	-	-
Actuarial (gain)/loss - financial assumptions	110.35	83.56
Benefits paid directly by the Company	-	-
Benefits paid from plan assets	(607.84)	(559.56)
DBO at end of current period	4,607.54	4,668.13


B. Change in Fair Value of Assets

(₹ in Crore)

	31-03-2025	31-03-2024
Fair value of assets at end of prior period	4,219.70	4,223.48
Acquisition adjustment	-	-
Interest income on plan assets	274.10	295.72
Employer contributions	-	214.39
Return on plan assets greater/(lesser) than discount rate	67.96	45.68
Benefits paid	(607.84)	(559.56)
Fair Value of assets at the end of current period	3,953.93	4,219.70

Table 4: Additional Disclosure Information
Maturity Profile of DBO for the year ending

(₹ in Crore)

March 31, 2026	519.44
March 31, 2027	523.26
March 31, 2028	580.43
March 31, 2029	555.74
March 31, 2030	560.07
March 31, 2031 to March 31, 2035	2,033.88
Beyond 10 years	3,123.35

B. Expected employer contributions for the period ending 31 March 2026

(₹ in Crore)

68.57

C. Weighted average duration of defined benefit obligation

6 Years

D. Accrued Benefit Obligation at 31st March 2025

(₹ in Crore)

3,998.32

E. Plan Asset Information as at 31st March 2025

	Percentage
Government of India Securities (Central and State)	0.00%
High quality corporate bonds (including Public Sector Bonds)	0.00%
Equity shares of listed companies	0.00%
Property	0.00%
Cash (including Special Deposits)	0.00%
Schemes of insurance - conventional products	100.00%
Schemes of insurance - ULIP products	0.00%
Other	0.00%
Total	100.00%

F. Current and Non Current Liability Breakup as at 31st March 2025

(₹ in Crore)

	Total
Current Liability	503.10
Non Current Liability	4,104.44
Liability as at 31st March 2025	4,607.54



Description of Plan Characteristics and Associated Risks

The Gratuity scheme is a final salary Defined Benefit Plan that provides for a lump sum payment made on exit either by way of retirement, death, disability or voluntary withdrawal. The benefits are defined on the basis of final salary and the period of service and paid as lump sum at exit. The Plan design means the risks commonly affecting the liabilities and the financial results are expected to be:

1. Interest rate risk : The defined benefit obligation calculated uses a discount rate based on government bonds. If bond yields fall, the defined benefit obligation will tend to increase
2. Salary Inflation risk : Higher than expected increases in salary will increase the defined benefit obligation
3. Demographic risk : This is the risk of variability of results due to unsystematic nature of decrements that include mortality, withdrawal, disability and retirement. The effect of these decrements on the defined benefit obligation is not straight forward and depends upon the combination of salary increase, discount rate and vesting criteria. It is important not to overstate withdrawals because in the financial analysis the retirement benefit of a short career employee typically costs less per year as compared to a long service employee.

Description of Funding Arrangements and Policies

There are no Statutory minimum funding requirements for such plans mandated in India. However a company can fund the benefits by way of a separate irrevocable Trust to take advantage of tax exemptions and also to ensure security of benefits

The scheme is funded by way of a separate irrevocable Trust and the company is expected to make regular contributions to the Trust. The fund is managed by an insurance company and the assets are invested in their conventional group gratuity product. The fund provides a capital guarantee of the balance accumulated and declares interest periodically that is credited to the fund account. Although we know that the fund manager invests the funds as per products approved by IRDA and investment guidelines as stipulated under section 101 of IT Act, the exact asset mix is unknown and not publicly available.

The Trust assets managed by the fund manager are highly liquid in nature and we do not expect any significant liquidity risks. The Trustees are responsible for the investment of the assets of the Trust as well as the day to day administration of the scheme. Administrative expenses of the trust are met by the company. The Trustees are required to conduct necessary business e.g. Approval of Trust's Financial Statements, Review Investment performance.

Table 5: Sensitivity Analysis

DBO on base assumptions as at 31st March 2025	(₹ in Crore)	4,607.54
A. Discount Rate		
Discount Rate as at 31st March 2025		6.60%
1. Effect on DBO due to 0.5% increase in Discount Rate	(₹ in Crore)	(137.08)
Percentage Impact		-3.00%
2. Effect on DBO due to 0.5% decrease in Discount Rate	(₹ in Crore)	146.17
Percentage Impact		3.00%
B. Salary Escalation Rate		
Salary Escalation Rate as at 31st March 2025		Executive 9% Non-Exe 6.25%
1. Effect on DBO due to 0.5% increase in Salary Escalation Rate	(₹ in Crore)	40.21
Percentage Impact		1.00%
2. Effect on DBO due to 0.5% decrease in Salary Escalation Rate	(₹ in Crore)	(42.83)
Percentage Impact		-1.00%

GROUP GRATUITY ASSURANCE SCHEME

“ Balance with LIC under the said Scheme is as follows:”

(₹ in Crore)

Particulars	31-03-2025	31-03-2024
Opening Balance at the beginning of the year	4,424.48	4,374.64
Add: Investment during the year	-	214.39
Add: Interest earned during the year	342.07	341.39
Less: Fund released during the year	361.72	505.94
Closing Balance at the end of the year	4,404.83	4,424.48


ACTUARIAL CALCULATION OF LEAVE BENEFIT SCHEME UNDER Ind AS 19 AS AT 31-03-2025

The valuation at a glance based on best estimate assumption as on current valuation date is as provided below:

Table 1: Disclosure of Defined Benefit Cost
A. Profit & Loss (P&L)

(₹ in Crore)

	31-03-2025	31-03-2024
Current service cost	254.84	227.46
Past service cost - plan amendments	-	119.61
Curtailment cost / (credit)	-	-
Settlement cost / (credit)	-	-
Service cost	254.84	347.07
Net interest on net defined benefit liability / (asset)	29.52	18.32
Immediate recognition of (gains)/losses - other long term employee benefit plans	(17.54)	117.96
Cost recognised in P&L	266.82	483.34

B. Other Comprehensive Income (OCI)

(₹ in Crore)

	31-03-2025	31-03-2024
Actuarial (gain)/loss due to DBO experience	(57.77)	90.23
Actuarial (gain)/loss due to DBO assumption changes	43.32	30.62
Actuarial (gain)/loss arising during year	(14.45)	120.84
Return on plan assets (greater)/less than discount rate	(3.09)	(2.89)
Actuarial (gains)/ losses recognized in OCI	-	-

C. Defined Benefit Cost

(₹ in Crore)

	31-03-2025	31-03-2024
Service cost	254.84	347.07
Net interest on net defined benefit liability / (asset)	29.52	18.32
Actuarial (gains)/ losses recognized in OCI	-	-
Immediate recognition of (gains)/losses - other long term employee benefit plans	(17.54)	117.96
Defined Benefit Cost	266.82	483.34

D. Assumptions as at

	31-03-2024	31-03-2023
Discount Rate	7.00%	7.30%
Rate of salary increase	Executives:9% Non-Exe: 6.25%	Executives:9% Non-Exe: 6.25%

Table 2: Net Balance Sheet position
A. Development of Net Balance Sheet Position

(₹ in Crore)

	31-03-2025	31-03-2024
Defined benefit obligation (DBO)	(1,293.06)	(1,265.49)
Fair value of plan assets (FVA)	734.48	713.72
Funded status [surplus/(deficit)]	(558.59)	(551.77)
Effect of Asset ceiling	-	-
Net defined benefit asset/ (liability)	(558.59)	(551.77)

**B. Reconciliation of Net Balance Sheet Position**

(₹ in Crore)

	31-03-2025	31-03-2024
Net defined benefit asset/ (liability) at end of prior period	(551.77)	(433.43)
Service cost	(254.84)	(347.07)
Net interest on net defined benefit liability/ (asset)	(29.52)	(18.32)
Actuarial (losses)/gains	17.54	(117.96)
Employer contributions	260.00	365.00
Benefit paid directly by the Company	-	-
Acquisitions credit/ (cost)	-	-
Divestitures	-	-
Cost of termination benefits	-	-
Net defined benefit asset/ (liability) at end of current period	(558.59)	(551.77)

C. Assumptions as at

	31-03-2025	31-03-2024
Discount Rate	6.60%	7.00%
Rate of salary increase	Executives:9% Non-Exe: 6.25%	Executives:9% Non-Exe: 6.25%

Table 3: Changes in Benefit Obligations and Assets**A. Change in Defined Benefit Obligation (DBO)**

(₹ in Crore)

	31-03-2025	31-03-2024
DBO at end of prior period	1,265.49	1,021.28
Current service cost	254.84	227.46
Interest cost on the DBO	78.39	64.05
Curtailement (credit)/ cost	-	-
Settlement (credit)/ cost	-	-
Past service cost - plan amendments	-	119.61
Acquisitions (credit)/ cost	-	-
Actuarial (gain)/loss - experience	(57.77)	90.23
Actuarial (gain)/loss - demographic assumptions	-	-
Actuarial (gain)/loss - financial assumptions	43.32	30.62
Benefits paid directly by the Company	-	-
Benefits paid from plan assets	(291.21)	(287.75)
DBO at end of current period	1,293.06	1,265.49

B. Change in Fair Value of Assets

(₹ in Crore)

	31-03-2025	31-03-2024
Fair value of assets at end of prior period	713.72	587.85
Acquisition adjustment	-	-
Interest income on plan assets	48.87	45.73
Employer contributions	260.00	365.00
Return on plan assets greater/(lesser) than discount rate	3.09	2.89
Benefits paid	(291.21)	(287.75)
Fair Value of assets at the end of current period	734.48	713.72


Table 4: Additional Disclosure Information

A. Maturity Profile of DBO for the year ending		(₹ in Crore)
March 31, 2026		111.85
March 31, 2027		118.17
March 31, 2028		129.99
March 31, 2029		130.02
March 31, 2030		134.30
March 31, 2031 to March 31, 2035		521.80
Beyond 10 years		1,672.96

B. Expected employer contributions for the period ending 31 March 2026	(₹ in Crore)	267.24
---	--------------	--------

C. Weighted average duration of defined benefit obligation		9 Years
---	--	---------

D. Accrued Benefit Obligation at 31st March 2025	(₹ in Crore)	803.90
---	--------------	--------

E. Plan Asset Information as at 31st March 2025

	Percentage
Government of India Securities (Central and State)	0.00%
High quality corporate bonds (including Public Sector Bonds)	0.00%
Equity shares of listed companies	0.00%
Property	0.00%
Cash (including Special Deposits)	0.00%
Schemes of insurance - conventional products	100.00%
Schemes of insurance - ULIP products	0.00%
Other	0.00%
Total	100.00%

F. Current and Non Current Liability Breakup as at 31st March 2025

	Total
Current Liability	108.33
Non Current Liability	1,184.73
Liability as at 31st March 2025	1,293.06

Description of Plan Characteristics and Associated Risks

The Leave scheme is a final salary Defined Benefit Plan that provides for a lump sum payment made on exit either by way of retirement, death, disability or voluntary withdrawal. The benefits are defined on the basis of final salary and the accumulated leave balances and paid as lump sum at exit. The Plan design means the risks commonly affecting the liabilities and the financial results are expected to be:

1. Interest rate risk : The defined benefit obligation calculated uses a discount rate based on government bonds. If bond yields fall, the defined benefit obligation will tend to increase
2. Salary Inflation risk : Higher than expected increases in salary will increase the defined benefit obligation
3. Demographic risk : This is the risk of variability of results due to unsystematic nature of decrements that include mortality, withdrawal, disability and retirement. The effect of these decrements on the defined benefit obligation is not straight forward and depends upon the combination of salary increase, discount rate and vesting criteria. It is important not to overstate withdrawals because in the financial analysis the retirement benefit of a short career employee typically costs less per year as compared to a long service employee.
4. Change in Leave Balances : This is the risk of variability of results due to a significant variation from expected accumulation of leave balances. All other aspects remaining same, higher than expected increase in the leave balances will increase the defined benefit obligation.

Description of Funding Arrangements and Policies

There are no Statutory minimum funding requirements for such plans mandated in India. However a company can fund the benefits by way of a separate irrevocable Trust to take advantage of tax exemptions and also to ensure security of benefits.

The scheme is funded by way of a separate irrevocable Trust and the company is expected to make regular contributions to the Trust. The fund is managed by an insurance company and the assets are invested in their conventional group gratuity product. The fund provides a capital guarantee of the balance accumulated and declares interest periodically that is credited to the fund account. Although we know that the fund manager invests the funds as per products approved by IRDA and investment guidelines as stipulated under section 101 of IT Act, the exact asset mix is unknown and not publicly available.

The Trust assets managed by the fund manager are highly liquid in nature and we do not expect any significant liquidity risks.



The Trustees are responsible for the investment of the assets of the Trust as well as the day to day administration of the scheme. Administrative expenses of the trust are met by the company. The Trustees are required to conduct necessary business e.g. Approval of Trust's Financial Statements, Review Investment performance.

Table 5: Sensitivity Analysis

DBO on base assumptions as at 31st March 2025	(₹ in Crore)	1,096.56
A. Discount Rate		
Discount Rate as at 31st March 2025		6.60%
1. Effect on DBO due to 0.5% increase in Discount Rate	(₹ in Crore)	(53.71)
Percentage Impact		-4.00%
2. Effect on DBO due to 0.5% decrease in Discount Rate	(₹ in Crore)	58.40
Percentage Impact		5.00%
B. Salary Escalation Rate		
Salary Escalation Rate as at 31st March 2025		Executive 9% Non-Exe 6.25%
1. Effect on DBO due to 0.5% increase in Salary Escalation Rate	(₹ in Crore)	57.93
Percentage Impact		4.00%
2. Effect on DBO due to 0.5% decrease in Salary Escalation Rate	(₹ in Crore)	(53.80)
Percentage Impact		-4.00%

LEAVE ENCASHMENT FUNDING

Coal India Board accorded its approval in the 322nd meeting held on 13th November 2015 for funding of Leave Encashment Liability with Life Insurance Corporation of India and IRDAI approved Life Insurance Companies in the ratio of 70:30. Selection of IRDAI approved Life Insurance Companies is under process at CIL level. In the meantime, all subsidiaries companies were advised by CIL to initiate the funding of Leave Encashment liability with LIC of India in New Group Leave Encashment Plan. Accordingly, the Company has started funding in the New Group Leave Encashment Plan adopting the Master Proposal of LIC namely 'New Group Leave Encashment Cash Accumulation Scheme (UIN512N282V01)'. Balance with LIC under the said Scheme is as follows:

Particulars	(₹ in Crore)	
	31-03-2025	31-03-2024
Opening Balance at the beginning of the year	672.60	715.62
Add: Investment during the year	260.00	365.00
Add: Interest earned during the year	51.96	48.62
Less: Leave Encashment Fund released during the year	78.33	456.64
Closing Balance at the end of the year	906.23	672.60

ACTUARIAL CALCULATION OF POST RETIREMENT MEDICAL BENEFIT UNDER Ind AS 19 AS AT 31-03-2025

The valuation at a glance based on best estimate assumption as on current valuation date is as provided below:

Table 1: Disclosure of Defined Benefit Cost

A. Profit & Loss (P&L)	(₹ in Crore)	
	31-03-2025	31-03-2024
Current service cost	20.90	20.73
Past service cost - plan amendments	-	-
Curtailment cost / (credit)	-	-
Settlement cost / (credit)	-	-
Service cost	20.90	20.73
Net interest on net defined benefit liability / (asset)	25.81	30.80
Immediate recognition of (gains)/losses – other long term employee benefit plans	-	-
Cost recognised in P&L	46.71	51.53


B. Other Comprehensive Income (OCI)

(₹ in Crore)

	31-03-2025	31-03-2024
Actuarial (gain)/loss due to DBO experience	(33.16)	(59.09)
Actuarial (gain)/loss due to DBO assumption changes	42.54	29.16
Actuarial (gain)/loss arising during year	9.38	(29.93)
Return on plan assets (greater)/less than discount rate	(7.10)	(9.78)
Actuarial (gains)/ losses recognized in OCI	2.28	(39.71)

C. Defined Benefit Cost

(₹ in Crore)

	31-03-2025	31-03-2024
Service cost	20.90	20.73
Net interest on net defined benefit liability / (asset)	25.81	30.80
Actuarial (gains)/ losses recognized in OCI	2.28	(39.72)
Immediate recognition of (gains)/losses – other long term employee benefit plans	-	-
Defined Benefit Cost	48.99	11.81

D. Assumptions as at

	31-03-2024	31-03-2023
Discount Rate	7.00%	7.30%
Medical Inflation Rate	-	-

Table 2: Net Balance Sheet position
A. Development of Net Balance Sheet Position

(₹ in Crore)

	31-03-2025	31-03-2024
Defined benefit obligation (DBO)	(907.54)	(819.88)
Fair value of plan assets (FVA)	523.37	417.52
Funded status [surplus/(deficit)]	(384.17)	(402.36)
Effect of Asset ceiling	-	-
Net defined benefit asset/ (liability)	(384.17)	(402.36)

B. Reconciliation of Net Balance Sheet Position

(₹ in Crore)

	31-03-2025	31-03-2024
Net defined benefit asset/ (liability) at end of prior period	(402.36)	(453.31)
Service cost	(20.90)	(20.73)
Net interest on net defined benefit liability/ (asset)	(25.81)	(30.80)
Actuarial (losses)/gains	(2.28)	39.72
Employer contributions	67.17	62.77
Benefit paid directly by the Company	-	-
Acquisitions credit/ (cost)	-	-
Divestitures	-	-
Cost of termination benefits	-	-
Net defined benefit asset/ (liability) at end of current period	(384.18)	(402.36)

C. Assumptions as at

	31-03-2025	31-03-2024
Discount Rate	6.60%	7.00%
Medical Inflation Rate	0.00%	0.00%

**Table 3: Changes in Benefit Obligations and Assets****A. Change in Defined Benefit Obligation (DBO)**

(₹ in Crore)

	31-03-2025	31-03-2024
DBO at end of prior period	819.88	772.67
Current service cost	20.90	20.73
Interest cost on the DBO	57.39	56.41
Curtailement (credit)/ cost	-	-
Settlement (credit)/ cost	-	-
Past service cost - plan amendments	-	-
Acquisitions (credit)/ cost	-	-
Actuarial (gain)/loss - experience	(33.16)	(59.09)
Actuarial (gain)/loss - demographic assumptions	-	-
Actuarial (gain)/loss - financial assumptions	42.53	29.16
Benefits paid directly by the Company	-	-
Benefits paid from plan assets	-	-
DBO at end of current period	907.54	819.88

B. Change in Fair Value of Assets

(₹ in Crore)

	31-03-2025	31-03-2024
Fair value of assets at end of prior period	417.52	319.36
Acquisition adjustment	-	-
Interest income on plan assets	31.57	25.60
Employer contributions	67.17	62.77
Return on plan assets greater/(lesser) than discount rate	7.10	9.78
Benefits paid	-	-
Fair Value of assets at the end of current period	523.36	417.52

Table 4: Additional Disclosure Information**A. Maturity Profile of DBO for the year ending**

(₹ in Crore)

March 31, 2026	38.45
March 31, 2027	43.63
March 31, 2028	48.89
March 31, 2029	54.12
March 31, 2030	58.56
March 31, 2031 to March 31, 2035	340.95
Beyond 10 years	1,823.86

B. Weighted average duration of defined benefit obligation

13 Years

C. Accrued Benefit Obligation at 31 March 2025

(₹ in Crore)

907.54



Description of Plan Characteristics and Associated Risks

The PRMB scheme is a fixed monetary amount Defined Benefit Plan that provides for a lump sum payment made after retirement when a retiree claims medical benefits. The benefits are defined on the basis of amount claimed under medical expenses (valued as a premium paid by the company to the insurance company) upto a maximum limit after Retirement. The Plan design means the risks commonly affecting the liabilities and the financial results are expected to be:

1. Interest rate risk : The defined benefit obligation calculated uses a discount rate based on government bonds. If bond yields fall, the defined benefit obligation will tend to increase
2. Medical Inflation risk : Higher than expected increase in premium can lead to increase in defined benefit obligation. Although, this risk is mitigated by capping the benefit paid by the insurance company (limiting the premium amount for the company).
3. Demographic risk : This is the risk of variability of results due to unsystematic nature of decrements that include mortality, withdrawal, disability and retirement. The effect of these decrements on the defined benefit obligation is not straight forward and depends upon the combination of salary increase, discount rate and vesting criteria. It is important not to overstate withdrawals because in the financial analysis the retirement benefit of a short career employee typically costs less per year as compared to a long service employee.

Description of Funding Arrangements and Policies

There are no Statutory minimum funding requirements for such plans mandated in India. However a company can fund the benefits by way of a separate irrevocable Trust to take advantage of tax exemptions and also to ensure security of benefits.

The scheme is funded by way of a separate irrevocable Trust and the company is expected to make regular contributions to the Trust. The fund is managed by an insurance company and the assets are invested in their conventional group gratuity product. The fund provides a capital guarantee of the balance accumulated and declares interest periodically that is credited to the fund account. Although we know that the fund manager invests the funds as per products approved by IRDA and investment guidelines as stipulated under section 101 of IT Act, the exact asset mix is unknown and not publicly available.

The Trust assets managed by the fund manager are highly liquid in nature and we do not expect any significant liquidity risks.

The Trustees are responsible for the investment of the assets of the Trust as well as the day to day administration of the scheme. Administrative expenses of the trust are met by the company. The Trustees are required to conduct necessary business e.g. Approval of Trust's Financial Statements, Review Investment performance.

Table 5: Sensitivity Analysis

	(₹ in Crore)	
DBO on base assumptions as at 31st March 2025		907.54
A. Discount Rate		
Discount Rate as at 31st March 2025		6.60%
1. Effect on DBO due to 0.5% increase in Discount Rate	(₹ in Crore)	(52.67)
Percentage Impact		-6.00%
2. Effect on DBO due to 0.5% decrease in Discount Rate	(₹ in Crore)	58.20
Percentage Impact		6.00%

POST RETIREMENT MEDICAL BENEFIT FUNDING

The Post Retirement Benefit Scheme is funded through trust maintained by the CIL at group level solely for this purpose. Balance with Trust Fund is as follows:

Particulars	(₹ in Crore)	
	31-03-2025	31-03-2024
Opening Balance at the beginning of the year	417.52	319.36
Add: Investment during the year	67.17	62.77
Add: Interest earned during the year	38.68	35.39
Less: Fund released during the year	-	-
Closing Balance at the end of the year	523.37	417.52



4. Unrecognized items

4. [A]. Contingent Liabilities :

4. [A].I. Claims against the company not acknowledged as debt.

Table - I

(₹ in Crore)

S.L.	Particulars	Central Govt.	State Govt. & Other localities**	CPSE	Others	Total
1.	Opening as on 01-04-2024	2,160.57	880.59	-	997.23	4,038.39
2.	Addition during the year	422.97	37.82	-	620.65	1,081.44
3.	Settled during the year:					
	a. From opening balance	(970.02)	(2.55)	-	(117.81)	(1,090.38)
	b. Out of addition during the year	-	-	-	-	-
	c. Total settled during the year (a + b)	(970.02)	(2.55)	-	(117.81)	(1,090.38)
4.	Closing as on 31-03-2025	1,613.52	915.86	-	1,500.07	4,029.45

The management believes that the outcome of the above will not have any material adverse effect on the company.

Table - II

(₹ in Crore)

S.L.	Particulars	As on 31-03-2025	As on 31-03-2024
	Central Government		
	Income Tax	1,309.90	1,119.88
	Central Excise	1.19	869.42
1.	Central Sales Tax	69.48	69.48
	Clean Energy Cess	-	101.79
	Goods & Service Tax	232.95	-
	Others	-	-
	Sub-Total (i)	1,613.52	2,160.57
	State Government		
	Royalty	67.28	67.48
	Environment Clearance *	-	-
	Sales Tax/VAT	33.17	33.17
2.	Electricity Duty	2.32	2.32
	Others:		
	RE Cess & PE Cess	773.92	736.10
	Others	39.17	41.52
	Sub-Total (ii)	915.86	880.59
	Central Public Sector Enterprises		
	Arbitration Proceedings	-	-
3.	Suit against the Company under litigation	-	-
	Others	-	-
	Sub-Total (iii)	-	-
	Others		
	Miscellaneous - Land	12.74	16.69
4.	Others (Employee Related & etc.)	1,487.33	980.54
	Sub-Total (iv)	1,500.07	997.23
	Grand Total (i + ii + iii + iv)	4,029.45	4,038.39



The Company's pending litigation comprises of claim against the Company and proceeding pending tax/statutory/ Government authorities. The Company has reviewed all its pending litigations and proceedings and has made adequate provisions, and disclosed the contingent liabilities, where applicable, in its financial statements. The Company does not expects the outcome of these proceedings to have a material impact on its financial position. Future cash outflows in respect of above are dependent upon the outcome of judgements/decisions. No interest is expected in the settlement of cases under contingent liabilities, except where management has an adverse view.

Demand of State of Jharkhand and District Mining Officer as penalty for illegal or unlawful Mined Mineral under MMDR Act 1957 on the basis of judgment of Hon'ble Supreme Court : Government of Jharkhand has raised a demand of ₹ 2,178.14 Crore under Mines and Minerals (Development and Regulation) Act, 1957 as a penalty for alleged illegal or unlawful mined mineral which consist of 11 Demand notices issued to Rajmahal area, S.P Mines and Mugma area by respective Asst. Mining Officer /District Mining Officers. In this regard, concerned Areas of ECL have filed 11 Revision Application challenging the Demand notices issued by the State of Jharkhand regarding alleged violation before the Revisional Authority, Ministry of Coal, Government of India.

Revisional Authority, Hon'ble Coal tribunal, Ministry of Coal vide order dated 22.01.2018, has stayed the demand notices, till further order. Further, Revisional Authority, Hon'ble Coal tribunal, Ministry of Coal has directed that no Coercive action shall be taken against the Applicant by the respondents pursuant to the impugned demand notices.

Revisional Authority, Hon'ble Coal tribunal, Ministry of Coal vide its Order dated 29.06.2022 has set aside the Order passed by the State of Jharkhand.

The Revisional Authority has noticed that no proper factual examination or investigation has been initiated by the competent authorities in the cases. The decisions have been taken without affording reasonable and fair opportunity to the applicants to put-up their objections and relevant materials. The Revisional Authority observed that a committee should be constituted by Department of Industry, Mines and Geology with experts from relevant departments and examine the factual and legal propositions and give opportunity of hearing before arriving at any decision.

Further, consequent upon the abovementioned order a memo was issued by the Department of Mines and Geology Govt. of Jharkhand constituting a 5-member committee for to examine the demands raised earlier which was challenged by ECL through revision application before the Hon'ble Revisional Authority Ministry of Coal, Govt. of India in accordance of Section 30 of the MMDR act.

The matter was heard by the Hon'ble Revisional Authority Ministry of Coal, Govt. of India on 14.02.2025 and it has been directed not to take any coercive action against the applicants.

Considering the above developments in the above case matter, the Company evaluated that the possibility of an outflow of resources in the settlement is remote and accordingly, the same has not been considered as contingent liability for the purpose of reporting.

4. [A].II. Letter of Credit and Guarantee

As on 31-03-2025 outstanding Letters of Credit (LoC) is ₹ Nil (₹ Nil) and Bank Guarantee issued is ₹ 88.22 Crore (₹ 73.66 Crore).

4. [B] Commitments

Capital Commitments:

- Estimated amounts remaining to be executed on capital account not provided for as on 31.03.2025 is ₹ 969.15 Crore (₹ 1127.25 Crore).

4.[C] Contingent Assets: A contingent asset is a possible asset that arises from past events and whose existence will be confirmed only by the occurrence or non-occurrence of one or more uncertain future events not wholly within the control of the entity. During the normal course of business, several unresolved claims are currently outstanding. The inflow of economic benefits, in respect of such claims cannot be measured due to uncertainties that surround the related events and circumstances.



5. Other Information

A.(i) Earnings Per Share

S.L.	Particulars	For the Year Ended 31-03-2025	For the Year Ended 31-03-2024
i.	Profit/(Loss) after tax (₹ in Crore)	204.49	251.59
ii.	Net profit after tax attributable to Equity Shareholder (₹ in Crore)	204.49	251.59
iii.	Weighted Average no. of Equity Shares Outstanding	4,26,94,200	4,26,94,200
iv.	Basic and Diluted Earnings per Share in Rupees (Face value ₹ 1000/- per share) (₹) [iii ÷ iv]	47.90	58.93

A.(ii) The Company in its 09th EGM held on 23rd December, 2021 has approved the conversion of Preference Share Capital of ₹ 2050.97 Crore into Equity Share Capital. Dividend on Preference Shares from the date of issue to the date of conversion into Equity Shares amounting to ₹ 861 Crores remains unpaid as the Company is carrying accumulated losses.

B. Related Party Disclosures

(i) Holding & its Subsidiaries

- a. Coal India Limited (Holding Company)
- b. Bharat Coking Coal Limited (BCCL)
- c. Central Coalfields limited (CCL)
- d. Western Coalfields Limited (WCL)
- e. South Eastern Coalfields Limited (SECL)
- f. Northern Coalfields Limited (NCL)
- g. Mahanadi Coalfields Limited (MCL)
- h. Central Mine Planning and Design Institute Limited (CMPDIL)
- i. Coal India India Africana, Mozambique (CIAL)
- j. CIL Solar Pvt. Ltd. (CSPL)
- k. CIL Navikarniya Urja Limited (CNUL)
- l. Bharat Coal Gasification and chemicals limited (BCGCL)
- m. Coal Gas India Limited (CGIL)

(ii) Society

- a. Indian Institute of Coal Management - (IICM)

(iii) Post Employment Benefit Fund:

- a. Group Gratuity Cash Accumulation Plan with LIC.
- b. New Group Gratuity Cash Accumulation Plan with LIC (for employees joining after 01.04.2014).
- c. New Group Gratuity Cash Accumulation Plan with LIC (for employees joining after 29.06.2020).
- d. New Group Leave Encashment Scheme with LIC.
- e. Coal Mines Provident Fund (CMPF).
- f. Coal India Superannuation Benefit Fund Trust
- g. Contributory Post Retirement Medicare Scheme for Non- Executives Modified
- h. CIL Executive Defined Contribution Pension Trust



C. (i) Key Managerial Personnel

Whole time Functional Directors:

1	Shri Satish Jha	Chairman cum-Managing Director (w.e.f. 19.12.2024)
2	Shri Samiran Dutta	Chairman cum-Managing Director (Additional Charge) (w.e.f. 28.12.2023 upto 18.12.2024)
3	Md. Anzar Alam	Director (Finance) (w.e.f. 15.09.2022) & Director (Personnel) (Addnl. Charge w.e.f. 01.09.2024 to 14.01.2025)
4	Ms. Ahuti Swain	Director (HR) (w.e.f. 18.11.2022 upto 31.08.2024)
5	Shri Girish Gopinathan Nair	Director (Technical) P&P (w.e.f. 25.03.2025)
6	Shri Gunjan Kumar Sinha	Director (HR) (w.e.f. 15.01.2025)
7	Shri Nilendu Kumar Singh	Director (Technical) P&P (w.e.f. 09.12.2022 upto 29.04.2024)
8	Shri Niladri Roy	Director (Technical) Operations (w.e.f. 01.02.2023) & Director (Technical) Projects & Planning (Addnl. Charge w.e.f. 30.04.2024 to 24.03.2025)

Part-time Official Director:

1	Shri Mukesh Agrawal	Director (Finance),CIL (w.e.f. 18.03.2024)
2	Ms. Santosh	DDG, Ministry of Coal (w.e.f. 01.01.2025)
3	Shri Manik Chandra Pandit	Director, Ministry of Coal (w.e.f. 19.07.2023 upto 31.12.2024)

Independent Directors:

- Shri Shiv Narayan Pandey (w.e.f. 01.11.2021 upto 31.10.2024 and w.e.f. 28.03.2025 (Re-appointment))
- Shri Shiv Tapasya Paswan (w.e.f. 01.11.2021 upto 31.10.2024)

Company Secretary:

- Shri Rambabu Pathak (w.e.f. 02.07.2018)

Chief Financial Officer (CFO):

- Md. Anzar Alam (w.e.f. 15.09.2022)

(ii) Remuneration of Key Managerial Personnel.

(₹ in Crore)

S.L.	Remuneration to CMD, Whole Time Directors and Company Secretary	For the Year Ended 31-03-2025	For the Year Ended 31-03-2024
i.	Short Term Employee Benefits	2.22	3.22
ii.	Post-Employment Benefits	0.33	0.49
iii.	Termination Benefits (Paid at the time of separation)	0.20	-
	Total	2.75	3.71

(iii) Payment to Independent Directors

(₹ in Crore)

S.L.	Payment to Independent Directors	For the Year Ended 31-03-2025	For the Year Ended 31-03-2024
i.	Sitting Fees	0.07	0.13

(iv) Balances Outstanding with Key Managerial Personnel

(₹ in Crore)

S.L.	Particulars	For the Year Ended 31-03-2025	For the Year Ended 31-03-2024
i.	Amount Payable	0.13	0.11
ii.	Amount Receivable	-	-



(v) No Trade or other receivables are due from directors or other officers of the company either severally or jointly with any other person. Nor any trade or other receivable are due from firms or private companies respectively in which any director is a partner, a director or member.

(vi) Related Party Transactions within Group:

Nature of transactions with CIL are Apex charges, R&D expenses, Rehabilitation Expenses, Subsidy, EDC Loan repayment, and Employees related expenses through current account. As per Ind AS 24, following are the disclosures regarding nature and amount of significant transactions.

Outstanding balances as on 31-03-2025 and transations for the year then ended

(₹ in Crore)

Name of Related Parties	Loan to Related Parties	Loan from Related Parties	Other Services			Current Account Balance (Payable)/ Receivable	Outstanding Balances (Payables)/ Receivables
			Service Charges of CIL	Rehab. Charges	Interest on Funds parked with CIL		
CIL	-	-	52.04	29.72	-	(250.37)	-
IICM	-	-	-	-	-	-	(4.25)
CMPDIL	-	-	-	-	-	-	(160.87)

Outstanding balances as on 31-03-2024 and transations for the year then ended

(₹ in Crore)

Name of Related Parties	Loan to Related Parties	Loan from Related Parties	Other Services			Current Account Balance (Payable)/ Receivable	Outstanding Balances (Payables)/ Receivables
			Service Charges of CIL	Rehab. Charges	Interest on Funds parked with CIL		
CIL	-	-	47.56	26.24	-	(206.27)	-
IICM	-	-	-	-	-	-	(0.93)
CMPDIL	-	-	-	-	-	-	(102.25)

D. Segment Reporting:

The Company is primarily engaged in a single segment business of production and sale of Coal. The income from interest and other income is less than 10% of the total revenue; hence no separate segment is recognized for the same.

E. DISCLOSURE AS PER IND AS 115 REVENUE FROM CONTRACT WITH CUSTOMERS

Disaggregated revenue information:

(₹ in Crore)

Types of goods or service	31-03-2025	31-03-2024
• Coal	14,347.34	13,891.88
• Others	-	-
Total revenue from Sale of Coal & others	14,347.34	13,891.88

(₹ in Crore)

Types of customers	31-03-2025	31-03-2024
• Power sector	9,976.02	9,230.76
• Non-Power Sector	4,371.32	4,661.12
• Others or Services (CMPDIL)	-	-
Total revenue from Sale of Coal & others	14,347.34	13,891.88



(₹ in Crore)

Types of contract	31-03-2025	31-03-2024
▪ FSA	10,997.04	10,101.62
▪ E-Auction	3,350.30	3,790.26
▪ Others	-	-
Total revenue from Sale of Coal & others	14,347.34	13,891.88

(₹ in Crore)

Timing of goods or service	31-03-2025	31-03-2024
▪ Goods transferred at a point in time	-	-
▪ Goods transferred over time	14,347.34	13,891.88
▪ Services transferred at a point in time	-	-
▪ Services transferred over time	-	-
Total revenue from Sale of Coal & others	14,347.34	13,891.88

F. Ratios

	31-03-2025	31-03-2024	Variance	Reason of Variance
<p>a. Current Ratio: The current ratio indicates a company's overall liquidity position. It is widely used by banks in making decisions regarding the advancing of working capital credit to their clients. Current ratio has been calculated as Current Assets divided by Current liabilities.</p>	0.64	0.73	-12.33%	Variance in current ratio due to decrease in other bank balance and increase in short term borrowings as compared to last year
<p>b. Debt-Equity Ratio: Debt-to-equity ratio compares a Company's total debt to shareholders equity. Both of these numbers can be found in a Company's balance sheet. Debt-Equity Ratio has been calculated as total debt divided by Shareholder's Equity.</p>	0.03	0.04	-25.00%	Variance in debt equity ratio due to decrease in long term borrowings capital as compared to last year
<p>c. Debt Service Coverage Ratio: Debt Service coverage ratio is used to analyse the firm's ability to pay-off current interest and instalments. Debt Service Coverage Ratio is calculated as Earning available for debt service divided by Debt Service.</p> <p>Earning for Debt Service = Net Profit before taxes + Non-cash operating expenses like depreciation and other amortizations + Interest + other adjustments like loss on sale of Fixed assets etc.</p> <p>Debt service = Interest & Lease Payments + Principal Repayments</p> <p>"Net Profit after tax" means reported amount of "Profit / (loss) for the period" and it does not include items of other comprehensive income.</p>	11.53	12.57	-8.27%	
<p>d Return on Equity Ratio: It measures the profitability of equity funds invested in the Company. The ratio reveals how profitability of the equity-holders' funds have been utilized by the Company. It also measures the percentage return generated to equity-holders. The ratio is computed as: (Net Profits after taxes less Preference Dividend (if any)) divided by Average Shareholder's Equity.</p>	0.07	0.09	-22.22%	Variance in return to equity ratio due to decrease in PAT as compared to last year



	31-03-2025	31-03-2024	Variance	Reason of Variance
<p>e. Inventory Turnover Ratio: This ratio also known as stock turnover ratio and it establishes the relationship between the cost of goods sold during the period or sales during the period and average inventory held during the period. It measures the efficiency with which a Company utilizes or manages its inventory. Inventory turnover ratio is calculated as Cost of goods sold OR sales divided by Average Inventory.</p> <p>Average inventory is (Opening + Closing balance / 2)</p> <p>When the information opening and closing balances of inventory is not available then the ratio can be calculated by dividing COGS OR Sales by closing balance of Inventory.</p>	17.08	27.22	-37.25%	Variance in Inventory Turnover ratio due to increase in Average Inventory as compared to last year
<p>f. Trade Receivables Turnover Ratio: It measures the efficiency at which the firm is managing the receivables.</p> <p>Trade receivables turnover ratio = Net Credit Sales / Avg. Accounts Receivable</p> <p>Net credit sales consist of gross credit sales minus sales return. Trade receivables includes sundry debtors and bills receivables.</p> <p>Average trade debtors = (Opening + Closing balance / 2)</p> <p>When the information about credit sales, opening and closing balances of trade debtors is not available then the ratio can be calculated by dividing total sales by closing balances of trade receivables.</p>	7.26	8.04	-9.70%	
<p>g. Trade Payables Turnover Ratio: It indicates the number of times sundry creditors have been paid during a period. It is calculated to judge the requirements of cash for paying sundry creditors. It is calculated by dividing the net credit purchases by average creditors.</p> <p>Trade payables turnover ratio = Net Credit Purchases / Average Trade Payables</p> <p>Net credit purchases consist of gross credit purchases minus purchase return</p> <p>When the information about credit purchases, opening and closing balances of trade creditors is not available then the ratio is calculated by dividing total purchases by the closing balance of trade creditors.</p>	4.32	4.31	0.23%	
<p>h. Net Capital Turnover Ratio: It indicates a company's effectiveness in using its working capital. The working capital turnover ratio is calculated as follows: net sales divided by the average amount of working capital during the same period. Net capital turnover ratio = Net Sales / Working Capital</p> <p>Net sales shall be calculated as total sales minus sales returns.</p> <p>Working capital shall be calculated as current assets minus current liabilities.</p>	(3.64)	(5.21)	-30.13%	Variance in net capital turnover ratio due to decrease in Working capital as compared to last year.



	31-03-2025	31-03-2024	Variance	Reason of Variance
<p>i. Net Profit Ratio: It measures the relationship between net profit and sales of the business.</p> <p>Net Profit Ratio = Net Profit / Net Sales</p> <p>Net profit shall be after tax.</p> <p>Net sales shall be calculated as total sales minus sales returns.</p>	0.01	0.02	-50.00%	Variance in net profit ratio due to decrease in PAT as compared to last year.
<p>j. Return on Capital Employed: Return on capital employed indicates the ability of a company's management to generate returns for both the debt holders and the equity holders. Higher the ratio, more efficiently is the capital being employed by the company to generate returns.</p> <p>ROCE = Earning before interest and taxes / Capital Employed</p> <p>Capital Employed = Tangible Net Worth + Total Debt + Deferred Tax Liability</p>	0.09	0.09	0.00%	
<p>k. Return on Investment: Return on investment (ROI) is a financial ratio used to calculate the benefit an investor will receive in relation to their investment cost. The higher the ratio, the greater the benefit earned. The one of widely used method is Time Weighted Rate of Return (TWRR) and the same should be followed to calculate ROI. It adjusts the return for the timing of investment cash flows. ROI is provided separately for each asset class (e.g., equity, fixed income, money market, etc.) ROI = End Market Value - (Initial Market Value + sum of Cash Flow)/(Initial Market Value + sum of Weighted Cash Flow)</p>				
i. ROI on Equity Investment in Unlisted Subsidiaries: Dividend/ Average Investment in Equity of Subs.	N.A.	N.A.	N.A.	
ii. ROI on Equity Investment in Joint ventures: ROI = Dividend Received/ Average Investment in Equity of JV	N.A.	N.A.	N.A.	
iii. ROI on Fixed Income Investment (Bonds/Debentures etc.) = Interest income/ Average Investment	N.A.	N.A.	N.A.	
iv. ROI on Mutual fund = Dividend+Capital gain+Fair value gain(Loss)/Average Investment	N.A.	N.A.	N.A.	
v. ROI on deposits (With Banks, Fis incl ICDs) = Interest income/ Average Investment	0.07	0.09	-21.58%	Due to decrease in interest rate on investments as compared to last year

G. Fund under Master Plan

The Company receives fund under Master Plan for dealing with rehabilitation of persons dwelling in coal bearing affected area of the Company leasehold. Asansol Durgapur Development Authority (ADDA) is the implementing agency for rehabilitation of persons dwelling in non-ECL houses, for which the Company acts as a nodal agency. Fund received as nodal agency is advanced to ADDA and such Advance (shown under Other Deposits & Advances in Note-6.2) as well as the relevant Fund, both are adjusted on the basis of utilization statement submitted by ADDA. There is an unutilized fund of ₹ 180.43 Crore as on 31st March, 2025 (as on 31st March 2024 ₹ 219.32 Crore) awaiting utilization certificate from ADDA for their adjustment.



Position of Unutilized Fund under Master Plan is shown hereunder:

(₹ in Crore)

Particulars	As at	
	31-03-2025	31-03-2024
Opening balance of Unutilized Fund	219.32	311.44
Add: Fund Received during the year	-	-
Less: Utilization /adjustment during the year	38.89	92.12
Closing balance of Unutilized Fund	180.43	219.32

H. Provisions made in the Accounts

Provisions made in the accounts against slow moving/non-moving /obsolete stores, claims receivable, advances, doubtful debts etc. are considered adequate to cover possible losses.

I. Current Assets, Loans and Advances etc.

The value on realisation on current assets, loans and advances in the ordinary course of business would not be less than the amount at which they are stated in the Balance sheet.

J. Current Liabilities

Estimated liability has been provided where actual liability could not be measured.

K. Balance Confirmations

Balance confirmation/reconciliation is carried out for cash & bank balances, certain loans & advances, long term liabilities and current liabilities. Provision is made against doubtful unconfirmed balances.

L. Benami Property:

No proceedings have been initiated or pending against the Company under the Benami Transactions (Prohibition) Act,1988.

M. Returns or statements filled with banks or financial institutions:

The quarterly returns / statement of current assets filed by the Company with banks / financial institutions are generally in agreement with the books of accounts.

N. Returns or statements filled with banks or financial institutions:

The quarterly returns / statement of current assets filed by the Company with banks / financial institutions are generally in agreement with the books of accounts.

O. Wilful Defaulter:

Company has not been declared as a wilful defaulter by any bank or financial institution or any other lender.

P. Registration of charges or satisfaction with Registrar of Companies:

No charges or satisfaction is pending for registration with Registrar of Companies beyond the statutory period by the Company.

Q. Compliance with number of layers of companies:

The provisions of clause (87) of section 2 of the Act read with the Companies (Restriction on number of Layers) Rules, 2017 are not applicable to the Company as per Section 2(45) of the Companies Act, 2013.

R. Compliance with approved Scheme(s) of Arrangements:

There were no scheme of Arrangements approved by the competent authority during the year in terms of sections 230 to 237 of the Companies Act,2013.

S. Utilisation of Borrowed funds and share premium:

(A) Company has not advanced or loaned or invested any fund to any entity (Intermediaries) with the understanding that the Intermediary shall lend or invest in party identified by or on behalf of the Company (Ultimate Beneficiaries). (B) Company has not received any fund from any party with the understanding that the Company shall whether, directly or indirectly lend or invest in other entities identified by or on behalf of the Company ("Ultimate Beneficiaries") or provide any guarantee, security or the like on behalf of the Ultimate Beneficiaries.



T. Crypto Currency or Virtual Currency

Company has not traded or invested in Crypto currency or Virtual Currency during the financial year.

U. Undisclosed Income:

Company does not have any transaction which is not recorded in the books of accounts that has been surrendered or disclosed as income during the year in the tax assessments under the Income Tax Act, 1961.

V. (i) An amount of ₹ 8.00 Crore was paid as advance for restoration of power supply to Dishergarh Power Supply Corporation Limited (presently India Power Corporation Limited) as per the direction of Hon'ble High Court, Calcutta in A.S.T. No.- 617 of 2011, dated 26.08.2011. The said amount has been shown under Note 6.2 – Other Current Assets. **(ii)** An adhoc advance amount of ₹ 3.96 Crore was paid to IPCL in view of disconnection notice served by them which is pending in appeal proceedings before the Hon'ble Ombudsman, WBERC. The said amount has been shown under Note 6.2 – Other Current Assets.

(iii) An amount of ₹ 39.19 Cr. has been paid as security deposit for Power Bill to IPCL as per the direction of Hon'ble High Court, Calcutta in A.S.T. no. 1904/2011, dated: 21.12.2011. The said amount has been shown under Note 6.1 – Other Non Current Assets.

The above matters were put up before Arbitrator appointed by Hon'ble Supreme Court for resolution of dispute. Arbitrator vide his order dated 15th February 2021 has given the decision that as the issue raised is subject matter of a Writ Petition pending in Calcutta High Court, therefore the issue cannot be decided in present Arbitration.

Appeal has been filed under Section 34 of the Arbitration and Conciliation Act, 1996 before Hon'ble High Court, Delhi, (The Appellate Jurisdiction) in respect of the above matter. The said appeal was dismissed by Hon'ble High Court, Delhi vide order dated 29th October 2021.

In respect of matter no. (i) and (ii), ECL has engaged Advocate/Senior Counsel to take up the issue before the Hon'ble Calcutta High Court and in pursuance to Arbitration decision, ECL has filed application under Section 37 of the Arbitration and Conciliation Act, 1996 before the Hon'ble Division Bench, Delhi High Court. However, the appeal of the Company before the Hon'ble Revision Bench Delhi High Court has been dismissed. The Company has filled an application under Order 21 Rule 18 and Order 21 Rule 29 of CPC before the Ld. Commercial Court, Asansol for adjustment of the receivable amount pending for adjudication at different forums. The Ld. Commercial Court rejected ECL's plea for adjustment of receivable amount pending for adjudication at different forums and upheld the decision of arbitrator for paying the difference amount of ₹ 6.06 Cr. with interest thereon, which has been paid by ECL.

W. A dispute between ECL and Bihar State Power (Holding) Company Limited (BSPGCL) has been referred to AMRCD regarding applicability of compensation claim for the shortlifting of coal pertaining to 2011-12 and 2016-17 to 2020-21. On receipt of AMRCD decision the amount can be quantified. At present ECL has calculated ₹ 141.18 Crores towards compensation claim for the period 2011-12 and 2016-17 to 2020-21.

X. In the 415th CIL Board Meeting held on 24th Dec 2020 at Coal India Limited, it was appraised that in case of CIL & its Subsidiaries, there is an accumulation of Input Tax credit (ITC) due to inverted duty structure i.e. GST on coal being 5% whereas GST rate on Inputs, Capital Goods and Input services fall under the tax bracket of 12%, 18%, and 28%. As a result of this, CIL and its subsidiaries are not in a position to fully utilize ITC. Accordingly, CIL Board approved to capitalize GST on all Capital Expenditure from F.Y. 2020-21 onward and claim depreciation on the same as per the provision of Companies Act 2013 and Income Tax Act 1961.

The company has its operation in the State of West Bengal and Jharkhand. The company is capitalizing the GST on capital expenditure in Jharkhand field. However, there is an exception to the above situation in West Bengal fields of Eastern Coalfields Limited where the entire GST ITC is being utilized for payment of Output GST liability and there is no accumulation of GST ITC. Thus, the eligible GST ITC on Capital Expenditure is being availed and utilized for payment of output GST liability as it is beneficial to the Company.

Y. Pursuant to decision of AMRCD in respect of Surface Transportation charges for supply of coal for a lead distance of 0-3 KMs, credit note amounting to ₹74.91 Crore has been raised on NTPC for the period between September 2017 to August 2019

Z. Misc. Informations

Material accounting policy information:

Material accounting policy information (Note-2) has been drafted to elucidate the accounting policies adopted by the Company in accordance with Indian Accounting Standards (Ind ASs) notified by Ministry of Corporate Affairs (MCA) under the Companies (Indian Accounting Standards) Rules, 2015.

The Material accounting policies have been updated to enhance clarity for users of the financial statements. These updates do not carry any financial implications.

**Recent Accounting pronouncements applicable in Financial Year 2024-25**

The Ministry of Corporate Affairs (MCA) has issued several amendments to the Companies (Indian Accounting Standards) Rules, 2015, introducing significant changes to various Indian Accounting Standards (Ind AS) applicable from 1st April 2024. These amendments covers Introduction of Ind AS 117 – Insurance Contracts with Consequential modifications to Ind AS 101, 103, 105, 107, 109, 115; Amendments to Ind AS 116 – Leases and Continuation of Ind AS 104 for Certain Insurers. The company has evaluated these amendment and find no material impact on its financial statements.

AA. Others

- a. The company estimates its normal operating cycle to be of twelve (12) months.
- b. Figures of previous year have been regrouped wherever necessary, in order to make them comparable.
- c. Previous period's figures in Note No. 3.1 to 16 are in brackets.
- d. Note- 1 and 2 represents Corporate information and Material Accounting Policy Information respectively, Note 3.1 to 11.2 form part of the Balance Sheet as at 31st March 2025 and 12.1 to 15.1 form part of Statement of Profit and Loss for the year ending 31st March 2025. Note-16 provides Additional Notes to the Financial Statements.

(RAMBABU PATHAK)
Company Secretary

(SHYAM SUNDER)
GM (Finance)

(MD. ANZAR ALAM)
Director (Finance)
DIN-09743117

(SATISH JHA)
Chairman-cum-Managing Director
DIN-10299809

As per our report annexed
FOR KASG & Co.
Chartered Accountants
F. R. No. 002228C

CA Keshaw Kumar Harodia
Partner
Membership No. 034751
UDIN- 25034751BML2PX3446

Date: 15-04-2025

Place: Kolkata



GLOSSARY

Sl. No.	Abbreviation	Full Form
1	ABPMJAY	Ayushman Bharat - Pradhan Mantri Jan Arogya Yojana
2	AGM	Annual General Meeting
3	APR	Annual Property Return
4	ASOs	Area Safety Officer
5	ATR	Action Taken Report
6	BCCL	Bharat Coking Coal Limited
7	BOT	Board of Trustees
8	BT	Billion Ton
9	C&AG	Comptroller and Auditor General of India
10	C2C	Coal to Chemical
11	CAAQMS	Continuous Ambient Air Quality Monitoring Station
12	CAPEX	Capital Expenditure
13	CBA (A&D) Act	Coal Bearing Areas (Acquisition and Development) Act
14	CBM	Coal Bed Methane
15	CBT	Computer Based Test
16	CCL	Central Coalfields limited
17	CEO	Chief Executive Officer
18	CFO	Chief Financial Officer
19	CGST	Central Goods and Services Tax
20	CHP	Coal Handling Plant
21	CIL	Coal India Limited
22	CIMFR	Central Institute of Mining and Fuel Research
23	CIN	Corporate Identification Number
24	CIPET	Central Institute of Petrochemicals Engineering and Technology
25	CISF	Central Industrial Security Force
26	CM	Continuous Miner
27	CMAL	Coal Mines Authority Limited
28	CMC	Contract Mngement Cell
29	CMD	Chairman-cum-Managing Director
30	CMERI	Central Mechanical Engineering Research Institute
31	CMM	Coal Mine Methane



Sl. No.	Abbreviation	Full Form
32	CMPDIL	Central Mine Planning and Design Institute Limited
33	CMPFO	Coal Mines Provident Fund Organisation
34	COPU	Committee on Public Undertaking
35	CPGRAMS	Central Public Grievance Redress Monitoring System
36	CPP	Captive Power Plants
37	CPSE	Central Public Sector Enterprises
38	CRO	Chief Risk Officer
39	CSR	Corporate Social Responsibility
40	CST	Central Sales tax
41	CTE	Consent to Establish
42	CUG	Closed User Group
43	CVC	Central Vigilance Commission
44	DARPG	Department of Administrative Reforms and Public Grievances
45	DFO	Divisional Forest Officer
46	DGMS	Directorate General of Mines Safety
47	DIN	Director Identification Number
48	DIPAM	Department of Investment and Public Asset Management
49	DMF	District Mineral Foundation
50	DPE	Department of Public Enterprises
51	DPR	Detailed Project Report
52	DRM	Divisional Railway Manager
53	DSC	Digital Signature Certificates
54	DVC	Damodar Valley Corporation
55	EBIT	Earnings before Interest and Taxes
56	EBITDA	Earnings Before Interest, Taxes, Depreciation, and Amortization
57	EC	Environmental Clearance
58	ECFDs	Empowered Committee of Functional Directors
59	ECL	Eastern Coalfields Limited
60	EGM	Extra-Ordinary General Meeting
61	EIA	Environmental Impact Assessment
62	e-MB	e-Measurement Book
63	EMP	Environmental Management Plan



Sl. No.	Abbreviation	Full Form
64	EOI	Expression of Interest
65	EPS	Earning Per Share
66	ERP	Enterprise Resource Planning
67	F.Y.	Financial Year
68	FIRs	First Information Report
69	FMC	First Mile Connectivity
70	Forex	Foreign Exchange
71	FSA	Fuel Supply Agreements
72	GAIL	Gas Authority of India Ltd
73	GCV	Gross Calorific Value
74	GDP	Gross Domestic Product
75	GeM	Government e Marketplace
76	GM	General Manager
77	GOI	Government of India
78	GPS	Global Positioning System
79	GST	Goods and Services Tax
80	GUI	Graphical User Interface
81	GW	Giga Watt
82	HEMM	Heavy Earth Moving Machinery
83	HMD	Head-Mounted Displays
84	HQ	Headquarter
85	HRD	Human Resource Development
86	HSC	Health Sub-Centre
87	HSD	High-Speed Diesel
88	HWC	Health and wellness Centre
89	IA	Internal Audit
90	ICAI	Institute of Chartered Accountants of India
91	ICC	Internal Complaints Committee
92	ICMAI	Institute of Cost Accountant Of India
93	ICMR	Indian Council of Medical Research
94	ICSI	Institute of Company Secretaries of India
95	ICVL	International Coal Ventures Limited



Sl. No.	Abbreviation	Full Form
96	IFC	Internal Finance Control
97	IGST	Integrated Goods and Services Tax
98	Ind AS	Indian Accounting Standard
99	IOD	Institute of Directors
100	IOL	Intraocular Lens
101	IRN	Invoice Reference Number
102	ISO	International Organisation for Standardization
103	ITC	Input Tax Credit
104	JCC	Joint Consultative Committee
105	JV	Joint Venture
106	KMP	Key Managerial Personnel
107	kWh	Killo Watt Hours
108	L. Te.	Lakh Tonne
109	LAN	Local area Network
110	LHCM	Low Height Continuous Miner
111	LHD	Load Haul Dump
112	LLS	Land Looser Scheme
113	LOA	Letter of Approval
114	LODR	Listing Obligations and Disclosure Requirement
115	LRE	Land Revenue and Estate
116	M. Cum	Million Cubic Meter
117	MCA	Ministry of Corporate Affairs
118	MDO	Mine Develop and Operate
119	MGR	Merry Go Round
120	MHA	Ministry of Home Affair
121	MMCC	Monthly Monetary Cash Compensation
122	MoC	Ministry of Coal
123	MoEF	Ministry of Environment and Forest
124	MoU	Memorandum of Understanding
125	MSEs	Micro and Small Enterprises
126	MSME	Micro, Small Medium Enterprises
127	MTPA	Million Tonnes Per Annum



Sl. No.	Abbreviation	Full Form
128	NCDP	New Coal Distribution Policy
129	NCWA	National Coal Wages Agreement
130	NGO	Non-governmental Organization
131	NIC	National Informatics Centre
132	NIOH	National Institute of Occupational Health
133	NIT	Notice Invited Tender
134	NMET	National Mineral Exploration Trust
135	NRS	Non-Regulated Sector
136	NTEP	National Tuberculosis Elimination Program
137	NTPC	National Thermal Power Corporation
138	OAVM	Other Audio Visual Means
139	OB	Ovder Burden
140	OBC	Other Backward Classes
141	OCP	Open Cast Project
142	OMS	Output per Man shift
143	P&P	Project and Planing
144	PAFs	Project Affected Families
145	PAN	Permanent Account Number
146	PAPs	Project Affected Persons
147	PE Survey	Public Enterprises Survey
148	PFR	Project feasibility Report
149	PG Portal	Public Grievance
150	PIA	Project Implementing Agency
151	PMS	to Resilience and Mental Health
152	PRIDE	Performance Report for Individual Development of Executive
153	PRP	Performance Related Pay
154	PSU	Public Sector Undertaking
155	R&D	Research and Development
156	R&R	Rehabilitation and Resettlement
157	RCM	Reverse Charge Mechanism
158	RFID	Radio Frequency Identification
159	RTMs	Risk That Matters



Sl. No.	Abbreviation	Full Form
160	S&T	Science and Technology
161	SA	Standard of Auditing
162	SCG	Surface Coal Gasification
163	SDC	Sustainable Development Cell
164	SDL	Side Discharge Loader
165	SEBI	Securities and Exchange Board of India
166	SECL	South Eastern Coalfields Limited
167	SEZ	Special Economic Zone
168	SGST	State Goods and Services Tax
169	SNA	State Nominated Agencies
170	SNG	Synthetic Natural Gas
171	SOP	Standard Operating Procedure
172	SRN	Service Request Number
173	SS	Secretarial Standard
174	ST	Scheduled Tribe
175	TPD	Tonne Per Day
176	TPP	Thermal power Plant
177	UCG	Underground Coal Gasification
178	UDIN	Unique Document Identification Number
179	UG	Under Ground
180	VAT	Value Added Tax
181	VC	Video Conferencing
182	VRS	Voluntary Retirement Scheme
183	VTS	Vehicle Tracking System
184	Wbfdcl	West Bengal Forest Development Corporation
185	XBRL	eXtensible Business Reporting Language

Glimpses of 50th Annual General Meeting of Eastern Coalfields Limited held on 8th August, 2025 at ECL HQ

