



Eastern Coalfields Limited  
(A subsidiary of Coal India Limited)

# ANNUAL REPORT & ACCOUNTS


2020-2021



**Digging Deeper**

**Aiming Higher**

# Gunjan Eco Park



# ANNUAL REPORT & ACCOUNTS

## 2020-21



# EASTERN COALFIELDS LIMITED


(A subsidiary of Coal India Limited)

[www.easterncoal.nic.in](http://www.easterncoal.nic.in)

---



## EASTERN COALFIELDS LIMITED



### MISSION

To produce and market the planned quantity of coal and coal products efficiently and economically in an eco-friendly manner with due regard to safety, conservation and quality.

### VISION

To emerge as a global player in the primary energy sector committed to provide energy security to the country by attaining environmentally & socially sustainable growth through best practices from mine to market.



# CONTENTS

<b>Sl.No.</b>	<b>Contents</b>	<b>Page No.</b>
1.	Management .....	4
2.	Bankers/Auditors .....	6
3.	Notice of Annual General Meeting .....	8
4.	Chairman's Statement .....	11
5.	Operational Statistics/Financial Position .....	18
6.	Profile of Directors .....	28
7.	Boards' Report 2020-21.....	31
8.	Auditors Report and Management's Reply .....	136
9.	Comments of the Comptroller and Auditor General of India .....	154
10.	Balance Sheet as on 31st March, 2021 .....	158
11.	Statement of Profit & Loss for the year ended 31st March, 2021 .....	160
12.	Statement of Changes in Equity for the year ended 31st March, 2021 ....	162
13.	Cash Flow Statement for the year ended 31st March, 2021 .....	163
14.	Corporate Information and Significant Accounting Policies .....	165
15.	Notes forming part of Balance Sheet .....	185
16.	Notes forming part of Statement of Profit & Loss .....	206
17.	Additional Notes on Accounts .....	213



## EASTERN COALFIELDS LIMITED

MEMBERS OF BOARD  
as on 11<sup>th</sup> August, 2021**Functional Directors:**

Shri Prem Sagar Mishra	:	Chairman-cum-Managing Director
Shri Jaiprakash Gupta	:	Director (Technical) Project & Planning
Shri B. Veera Reddy	:	Director (Technical) Operations
Shri Gautam Chandra De	:	Director (Finance)

**Part time Official Directors:**

Shri Animesh Bharti	:	Economic Adviser, MoC, New Delhi
Shri Satyendra Nath Tiwary	:	Director (Marketing), CIL, Kolkata

**Independent Directors:**

Shri Pravin Kant  
Shri Anil Kumar Ganeriwala

**Permanent Invitee:**

Shri Utpal Kanti Bal	:	PCOM, Eastern Railway
----------------------	---	-----------------------

**Company Secretary:**

Shri Rambabu Pathak

**EASTERN COALFIELDS LIMITED  
MANAGEMENT DURING 2020-21**

Shri Prem Sagar Mishra : Chairman-cum-Managing Director (From 20.08.2018)

**Functional Directors:**

Shri Jaiprakash Gupta : Director (Technical) Project & Planning (From 18.06.2018)

Shri Vinay Ranjan : Director (Personnel) (From 16.08.2018)

Shri B. Veera Reddy : Director (Technical) Operations (From 01.01.2020)

Shri Gautam Chandra De : Director (Finance) (From 03.03.2020)

**Part time Official Directors:**

Shri Animesh Bharti : Economic Adviser, MoC, New Delhi (From 17.03.2020)

Shri Sanjiv Soni : Director (Finance), CIL, Kolkata (From 29.10.2019)

**Independent Directors:**

Shri Pravin Kant : From 13.12.2018.

Shri Anil Kumar Ganeriwala : From 10.07.2019.

**Permanent Invitee**

Shri Utpal Kanti Bal : PCOM, Eastern Railway (28.02.2019)

**Company Secretary**

Shri Rambabu Pathak : From 01.07.2018

## BANKERS DURING 2020-21

State Bank of India	Indian Bank	Bank of India	Axis Bank Ltd.
Punjab National Bank	Canara Bank	United Commercial Bank	Bank of Baroda
Union Bank of India	ICICI Bank Ltd.	HDFC Bank Ltd.	

### STATUTORY AUDITOR DURING 2020-21

- 1 M/s. G. P. Agrawal & Co., 7A, Kiran Shankar Ray Road, 2<sup>nd</sup> Floor, Kolkata-700001.

### BRANCH AUDITORS:

2. M/s. S.K. Agrawal and Co., Suite Nos. 606 to 608, The Chambers, Opp. Gitanjali Stadium, 1865 Rajdanga Main Road, Kasba, Kolkata-700107.
3. M/s. Keshri & Associates, 54 Pilkhana, 3<sup>rd</sup> Lane, Howrah-711101.
4. M/s. ADD & Associates, P-168, Sector-B, Metropolitan Co-Operative Housing Society Ltd., Kolkata-700105.
5. M/s. Maheshwari & Associates, Geetanjali Apartments, Flat No. 6A, 6<sup>th</sup> Floor, 8B Middleton Street, Kolkata-700071.
6. M/s. S.K. Basu & Co., 20/5/2/2, Bisweswar Banerjee Lane, Howrah-711101.

### COST AUDITORS DURING 2020-21

1. M/s. R.J. Goel & Co., 31, Community Centre, Ashok Vihar Phase 1, Delhi-110052.
2. M/s. Krishna & Co., Krishna Nagar, BCCL Township, Dhanbad-826005.
3. M/s. B. Mondal & Associates, 61/H/15 Raja Naba Krishna Street, Kolkata-700005.
4. M/s. Prasad Bhushan and Associates, Ground Floor, Anurag Apartment, Ashok Prashth, Ranchi, Jharkhand, Pin- 834002.

### SECRETARIAL AUDITOR DURING 2020-21

- 1 M/s. J.K. Das & Associates, Das Villa, Plot No. 883, Bijan Kanan, Brahmpur, Kolkata-700096.

### INTERNAL AUDITORS DURING 2020-21

- 1 M/s. Kapoor Bhushan & Co., DP-55 Maurya Enclave, Pitampura, New Delhi-110034
- 2 M/s. Amit Ray & Co., H/J-17/1, S.L. Sarani Bagulati, Gautampura, Ashwini Nagar, Kolkata-700059
- 3 M/s. Agarwal & Dhandharia, 204-205, SNS Interio, 4<sup>th</sup> Floor, Bhatar Althan Road, Near Gujrat Gas Pump, Surat-395017
- 4 M/s. S R I Associates, Central Plaza, 3<sup>rd</sup> Floor, Ganguly street, Kolkata-700012
- 5 M/s. Ankur Kumar Gupta & Co., 1/100 Housing Board, Sikar, Rajasthan
- 6 M/s. R N Singh & Co., 18, Giri Babu Lane, Suite-3A; Kolkata-700012
- 7 M/s. Mitra Kundu & Basu, 344/3/2, N.S.C. Bose Road, Ankita Apartments, Kolkata- 700047
- 8 M/s. P P Bansal & Co., 480/34 Hakikat Nagar, Janta Colony, Rohtak, Haryana-124001
- 9 M/s. B. Mukherjee & Co., 30B, Ramakamal Street, Kolkata-700023
- 10 M/s. Sujit Chakravarti & Associates, Romola Villa, Flat A-3,17/7, James Long Sarani, Kolkata-700034
- 11 M/s. D Das & Kamaluddin, Moon Plaza, 62 Lenin Sarani, 3<sup>rd</sup> Floor, Kolkata-700013
- 12 M/s. A Roy & Associates, 36/5, P. Majumdar Road, Sadhur Bagan, Haltu, Kolkata-700078
- 13 M/s. N C Mittal, Behl House, 13 Daryaganj, New Delhi-110002
- 14 M/s. Salarpuria & Partners, 7, C.R. Avenue, Kolkata-700072
- 15 M/s. Neena Maheshwari & Co., 49/51 N K Banarjee Street, Rishra, Hoogly, West Bengal-712248

### REGISTERED OFFICE, CIN AND WEBSITE

Eastern Coalfields Limited, CMDs Office, Sanctoria, Post Office -Dishergarh, District- Paschim Burdwan, Pin-713333, West Bengal

CIN-U10101WB1975GOI030295

www.easterncoal.nic.in





## BOARD OF DIRECTORS



**Shri Prem Sagar Mishra**  
*Chairman-cum-Managing Director*



**Shri J.P. Gupta**  
*Director (Technical)  
Project & Planning*



**Shri B Veera Reddy**  
*Director (Technical) Operations*



**Shri Gautam Chandra De**  
*Director (Finance)*



**Shri Satyendra Nath Tiwary**  
*Director (Marketing), CIL  
Part time Official Director, ECL*



**Shri Animesh Bharti**  
*Part time Official Director, ECL  
Economic Adviser, MoC*



**Shri Pravin Kant**  
*Part time Non-Official Director  
Eastern Coalfields Limited*



**Shri Anil Kumar  
Ganeriwala**  
*Part time Non-Official Director  
Eastern Coalfields Limited*



**Shri Utpal Kanti Bal**  
*Permanent Invitee  
PCOM, Eastern Railway*



**Shri Rambabu Pathak**  
*Company Secretary*



ईस्टर्न कोलफील्ड्स लिमिटेड  
अध्यक्ष-सह-प्रबंध निदेशक का कार्यालय  
सांकतोड़िया, पत्रालय- डिसेरगढ़,  
जिला- पश्चिम बर्द्धमान, पश्चिम बंगाल-713333  
कंपनी सचिवालय  
सी.आइ.एन-U10101WB1975GOI030295  
वेबसाइट – www.easterncoal.gov.in



**EASTERN COALFIELDS LIMITED**  
Office of the Chairman-cum-Managing Director  
Sanctoria, P.O.: Dishergarh,  
Dist.: Paschim Bardhaman, West Bengal-713333  
**Company Secretariat**  
CIN-U10101WB1975GOI030295  
Website – www.easterncoal.gov.in

Telefax: 0341-2520546  
E-Mail: companysecretary.ecl@coalindia.in

Ref.No. ECL:CS:15(2021)/8366

7<sup>th</sup> August, 2021

## NOTICE OF 46th ANNUAL GENERAL MEETING

Notice is hereby given to the members of Eastern Coalfields Limited that the Forty Sixth (46th) Annual General Meeting (“AGM”) of the Shareholders of Eastern Coalfields Limited (“the Company”) will be held on Wednesday, 11th August, 2021 at 10:00 A.M. at the Registered Office of the Company, CMDs Office, Sanctoria, PO-Dishergarh, Paschim Bardhaman, PIN-713333, West Bengal to transact the following businesses through Video Conferencing (“VC”)/Other Audio Visual Means (“OAVM”) in conformity with the regulatory provisions and Circulars issued by the Ministry of Corporate Affairs, Government of India:-

### ORDINARY BUSINESS:

- To receive, consider and adopt the Audited Balance Sheet as at 31st March, 2021, Statement of Profit and Loss for the financial year 2020-21, Cash Flow Statement together with all Notes, Additional Notes on the Financial Statements and Significant Accounting Policy for the year 2020-21, the Reports of Statutory Auditor & Comptroller & Auditor General of India and Boards’ Report for the financial year 2020-21.
- To appoint a Director in place of Shri Jaiprakash Gupta (DIN-08174002), Director who retires by rotation in terms of Section 152(6) of the Companies Act, 2013 and being eligible, offer himself for reappointment.
- To appoint a Director in place of Shri B. Veera Reddy (DIN-08679590), Director who retires by rotation in terms of Section 152(6) of the Companies Act, 2013 and being eligible, offer himself for reappointment.

### SPECIAL BUSINESS:

- To ratify the Remuneration of Cost Auditors for the financial year 2020-21 and to consider and if thought fit pass with or without modification, the following resolution as an **Ordinary Resolution**:

“**RESOLVED THAT** Cost Auditors appointed by the Board of Directors for the financial year 2020-21 for undertaking Cost Audit work of the company be and are hereby paid the following remuneration pursuant to Section 148(3) of the Companies Act, 2013:

Sl. No	Name of the Cost Auditor	Remuneration for Cost Audit for the year 2020-21 (In ₹)
1	M/s. R.J. Goel & Co.	6,00,000.00
2	M/s. Krishna & Co.	5,72,000.00
3	M/s. B. Mondal & Associates	4,91,000.00
4	M/s. Prasad Bhusan & Associates	2,46,000.00
Total: (Rupees Nineteen Lakh Nine Thousand) only.		<b>19,09,000.00</b>





The appointment of the above firms as Cost Auditors of Eastern Coalfields Limited for the financial year 2020-21 shall be guided by the terms and conditions as mentioned in the Expression of Interest (EOI).”

**By order of the Board  
For Eastern Coalfields Limited**

(रामबाबू पाठक)(Rambabu Pathak)  
प्रबंधक (वित्त)/कंपनी सचिव

Manager (Finance)/Company Secretary

**Dated: 7th August, 2021**

**Registered Office:**

**CIN-U10101WB1975GOI030295**

**Eastern Coalfields Limited,  
Sanctoria, P.O. Dishergarh,  
Dist.- Paschim Bardhaman  
PIN: 713333, West Bengal**

**Notes:**

1. In view of the continuing COVID- 19 Pandemic, in accordance of the provisions of section 108 of the Companies Act, 2013 read with rule 18 of the Companies (Management and Administration) Rules, 2014 and with General Circular No. 14/2020, dated 8th April, 2020 General Circular No. 17/2020 dated 13th April, 2020 and General Circular No. 20/2020 dated 5th May, 2020 and General Circular No. 02/2021 dated 13th January, 2021 respectively issued by Ministry of Corporate Affairs, Govt. of India (including any statutory modification or re-enactment thereof for the time being in force) and other applicable laws and regulations; Shareholders, Directors and Auditors including Secretarial Auditor of Eastern Coalfields Limited, entitled to attend and/or vote at the meeting, may also attend and/or vote at the meeting through Video Conferencing (“VC”) or Other Audio Visual Means(“OAVM”), to convey their assent or dissent only at such stage on items considered in the meeting by sending e-mails to companysecretary.ecl@coalindia.in. The facility of appointment of proxies by members will not be available. However, in pursuance of sections 112 and 113 of the Companies Act, 2013, representatives of the members may be appointed for participation and voting through VC or OAVM. For attending meeting through VC or OAVM, link shall be provided from the companies authorized mail id well in advance and the facility for joining the meeting shall be kept open at least 15 minutes before the time scheduled to start the meeting and shall not be closed 15 minutes after such scheduled time.
2. Pursuant to Section 139(5) of the Companies Act, 2013, the Auditors of a Government Company are to be appointed or re-appointed by the Comptroller and Auditor General of India (C&AG) and in terms Section 142(1) of the Companies Act, 2013, their remuneration has to be fixed by the Company in the Annual General Meeting or in such manner as the Company in General Meeting may determine. The Members of your Company in its Extra Ordinary General Meeting held on 30th July, 2001 authorized the Board of Directors to fix the remuneration of Statutory Auditors.The Explanatory Statement pursuant to Section 102(1) of the Companies Act, 2013 in respect of Special business is annexed herewith.
3. The shareholders are requested to give their consent for calling the Annual General Meeting at a shorter notice pursuant to the provisions of section 101(1) of the Companies Act, 2013.

**Copy to:**

1. M/s G.P. Agrawal & Co., Chartered Accountants, Statutory Auditors, 7-A, Kiran Shankar Ray Road, 2nd Floor, Kolkata-700001.
2. M/s. J.K. Das & Associates, Company Secretaries, Secretarial Auditors, Das Villa, Plot No. 883, Bijan Kanan, P.O- Brahmpur, Bansdhroni, Kolkata-700096.
3. M/s R.J. Goel & Co., Cost Auditors, 31, Community Centre, Ashok Vihar Phase 1, Delhi-110052
4. All Directors, Eastern Coalfields Limited.

**STATEMENT PURSUANT TO SECTION 102 (i) OF COMPANIES ACT, 2013**

Annexed to the Notice convening the Forty Sixth (46th) Annual General Meeting to be held on Wednesday, 11th August, 2021.

**SPECIAL BUSINESS: Item No.-4**

As per section 148(3) of the Companies Act, 2013 read with Rule 14(a)(ii) of the Companies (Audit and Auditors) Rules, 2014, the remuneration of the Cost Auditor as recommended by the Audit Committee and approved by the Board of Directors is to be ratified subsequently by the shareholders.

The Audit Committee of Eastern Coalfields Limited in its 105th meeting held on 24th September, 2020 recommended and the Board of Directors of Eastern Coalfields Limited in its 333rd meeting held on 24th September, 2020 has approved the appointment of following Cost Accountants Firms as Cost Auditor for financial year 2020-21 along with the following remuneration which is to be ratified in the ensuing AGM:

Sl. No.	Name of the Cost Auditor	Remuneration for Cost Audit for the year 2020-21 (In ₹)
1.	M/s. R.J. Goel & Co.	6,00,000.00
2.	M/s. Krishna & Co.	5,72,000.00
3.	M/s. B. Mondal & Associates	4,91,000.00
4.	M/s. Prasad Bhusan & Associates	2,46,000.00
Total: (Rupees Nineteen Lakh Nine Thousand) only.		<b>19,09,000.00</b>

The appointment of the above firms as Cost Auditors of Eastern Coalfields Limited for the financial year 2020-21 shall be guided by the terms and conditions as mentioned in the Expression of Interest (EOI). In terms of Section 148 of the Companies Act, 2013 read with the Companies (Audit and Auditors) Rules, 2014, remuneration of the Cost Auditors is required to be ratified by the Members of the Company. None of the Directors and Key Managerial Personnel of the Company, or their relatives, is interested in this Resolution. The Board recommends this Resolution for your approval.

**By order of the Board  
For Eastern Coalfields Limited**



(रामबाबू पाठक)/(Rambabu Pathak)  
प्रबंधक (वित्त)/कंपनी सचिव

Manager (Finance)/Company Secretary

**Dated: 7<sup>th</sup> August, 2021**



# CHAIRMAN'S STATEMENT

Friends,

On behalf of the Board of Directors of Eastern Coalfields Limited, I welcome you in the 46<sup>th</sup> Annual General Meeting of the Company. The Boards' Report, audited accounts for the financial year 2020-21 together with the report of Statutory Auditors and the report and review of the Comptroller and Auditor General of India, are already with you. Your Company has earned top line gross Revenue from Operation of ₹ 14821.26 Crore during the financial year 2020-21.

Energy is one of the major inputs for economic development of any country, and coal dominates the energy mix in India, contributing over 56% of the country's energy need. Today the Indian economy is in acute need of energy. Our company produces one of the best qualities of Thermal Grade Coal which caters to the needs of various Power Plants of all the regions of the country, as well as other sectors like Sponge Iron, Cement, CPPs, etc.

The strategic vision of the company is to emerge as a global player in the primary energy sector committed to provide energy security to the country by attaining environmentally & socially sustainable growth through best practices from mine to market.

## Business Strategy

As a part of the Business Strategy of the Company has identified the global challenges and strategies are being formulated to meet these challenges. Various initiatives in mission mode have been initiated in the company which aims to redefine the mission, vision and objective of the company. The company has initiated the following projects in mission mode which also aims to reincarnate the image of the company:

1. Mission SuDESHH has been launched to achieve the global leadership for which ECL appreciates and understands the global challenges which are the issues of "Sustainable Development, Environment, Safety, Health & Hygiene" and hence, being a responsible organization, Mission SuDESHH aims at creating a sustainable and better future for ECL.
2. Mission SANJIBANI has been launched for rejuvenation of ECL which aims for "Systemic Advancements, New Jobs, Integrated Business & New Initiatives".
3. Mission SUMIT has been initiated which aims for "Systematic Upgradation of Mining & Information Technology".



Since very old conventional technologies were being used in almost all the mines, as such, a need was felt for integration of Mining & Allied process with Information Technology through a project SUMIT.

4. Mission DHAROHAR has been envisioned with an aim of protecting the legacies of Coal Mining in the Country, Archiving of Archaic Buildings, Plants, Equipments, Machines, Appliances, Instruments, Models of Heritage nature.
5. Mission JATAYU was launched to encourage the spirit of FITE (Fairness, Integrity, and Transparency & Equality) amongst the employees for the image reincarnation of the Company.
6. Mission SAMBANDH has been launched to reach out all the stakeholders and the community at large as problem solver and solution provider which will ultimately facilitate for smooth upcoming of Greenfield projects and ease out the Brownfield project.
7. Mission INDRADHANUSH has been undertaken to assimilate cultures, festivals, dance, music and ethnicity of different regions of the country. Through this initiative, different occasions of different regions are observed in different units which have brought about a sense of belongingness amongst ECL Employees and its Family Members and have also increased the Happiness Index of ECL.
8. Under the umbrella of Mission SuDESHH, another Mission called “SuDESHH-MITWA” has been launched through which medical facilities are to be extended to employees of unorganized sectors.
9. Mission “MITAWA” has been initiated which aims for “Maintenance Inspired Techniques and Work Agencies” for ensuring proper maintenance of all the equipment and machinery both in opencast and underground mines along with development of the proper work culture.
10. Mission “JAGGRAN” has been launched which aims for “Just Achieving Green Growth Regime Accelerated Nature” by reducing use of Single Use Plastic inter alia. The mission was launched during the “Swachhata Hi Seva” campaign from 11th September, 2019 to 2nd October, 2019.
11. A New Concept named “10 R” has been introduced in ECL for fullest utilization of the resources under the categories of “Reuse”, “Refuse”, “Recycle”, “Repurpose”, “Refill”, “Reinvent”, “Repair”, “Reduce”, “Redesign” and “Refurbish”
12. Mission “DESHI” has been initiated for Demand Detection, Export of Coal, Simplification of System, Harnessing Quality and Import Substitution.

### Tackling COVID-19 Pandemic

Your company has always connected to the society and continues to do so for helping the marginalized section. In these tough times arising out of spread of pandemic “COVID-19”, your company has been at the forefront for fight against the disease and providing support to the stake holders. A Slew of measures, from providing food and grains to the needy to financial help to the local administration were taken, to jointly fight the situation arising out of the pandemic. Needs of all sections of the society were considered. ECL being a good corporate citizen has constantly focused on safety of three ‘Cs’ of coal mining fraternity i.e. co-worker, colliery and community.

During 1st surge of Covid-19 pandemic which hit ECL and its command areas, ECL helped the employees and the nearby communities by guiding them with proper protocols as circulated time to time by the Govt of India through miking, by giving its employees and their dependents by providing health care facilities in super speciality hospitals whenever they needed specialized care and giving the employees including nearby communities by providing treatment at our fever clinics in our own hospitals.

During the second surge of COVID19 pandemic Isolation beds in both Central Hospitals and various quarantine beds were arranged. Since the first surge of COVID 19 pandemic from March 2020, total number of 93 quarantine beds were arranged at seven Quarantine Centre at Central Hospitals and other places. Apart from arrangement of aforesaid number of quarantine beds, total 120 number of COVID dedicated isolation beds were arranged with



60 (sixty) number of isolation beds at CH Kalla and 60 (sixty) number of isolation beds at Sanctoria Hospital apart from 10 ICU beds for treatment of critical patients.

Fever Clinics have been running in all area Hospitals and Dispensaries since last year and all eligible patients requiring special treatment considering their critical nature of ailment have been referred to Empanelled Super-speciality Hospitals in Asansol, Durgapur, Bardhaman & Kolkata as and when required. After the surge of second wave of COVID-19, considering the severity of the disease and crisis of beds in the nearby empanelled Hospitals, the number of oxygenated beds has already been increased in ECL to 185 beds and non-oxygenated dedicated COVID beds to 64. Additionally, 10 no. of ICU beds with oxygen cylinders have been established and made operational in two Central Hospitals i.e. five each at CH Kalla and Sanctoria Hospital. Patients are being regularly admitted and treated in these beds by our company doctors and nurses. We have also augmented the number of our oxygenated beds by purchasing a further 100 numbers of oxygen cylinders. Paediatric ICU is also being set up with 2 numbers of beds in both the Central Hospitals in preparation of the third wave.

A total of seven number of ALS ambulances have been inducted in ECL through hiring basis out of which six have already been deployed in various strategic areas of our subsidiary. These are being regularly used to carry critically ill patients to Hospitals.

Vaccination with Covishield Vaccine and Covaxin has begun since 1st February 2021 in CH Kalla vaccination centre with the help of the State Government where the first beneficiaries were the Health Care Workers and the Frontline workers. This was followed by expansion to include another vaccination Centre at Sanctoria Hospital from 22nd March 2021. Till date we have 12 (twelve) Vaccination Centres in our subsidiary. More than 34000 beneficiaries including about 14965 employees have been vaccinated till date. The vaccination drive will gain momentum once the supply of vaccines increases.

#### Operational Performance:

ECL has produced 45.004 MT of coal during FY-2020-21. For the Financial year 2020-21, ECL produced 9.309 MT of coal from underground and 35.695 MT of coal from Opencast Mines. Thus, total coal production was 45.004 MT for the year ended 31<sup>st</sup> March, 2021 with a negative growth of 10.708% over the previous year. The Company also removed overburden to the extent of 139.585 MCuM with a negative growth of 0.619% against previous year, off-take was 42.04 MT of coal with a negative growth of 14.75% and achieved a productivity of 3.397 Tonne with a negative growth of 8.732% against previous year. ECL continued to register percentage positive growth to the tune of 1.118% in underground coal production.

ECL achieved target for underground coal production and continued to register positive growth for last consecutive nine years in a row. Jhanjra Project Colliery produced 3.564 MT coal during the F.Y. 2020-21 which is highest ever production from any underground mine of the country and it is highest since inception of the Project. ECL achieved OB removal of 6.04 L. Cum. on 30.03.2021 which is the highest ever OB removal on a single day since inception. Under Import substitution, ECL has despatched 2.75 MT in F.Y. 2020-21 against 1.10 MT in F.Y. 2019-20 i.e. growth of 150% over last year.

#### Financial Performance:

Gross sales turnover for the year ending 31<sup>st</sup> March, 2021 was ₹ 14821.26 Crore compared to ₹ 18192.36 Crore in the previous year resulting in decrease of 18.53% over previous year. During the financial year 2020-21, the company had made a pre-tax total comprehensive income of (-) ₹ 1141.74 Crore and a post-tax total comprehensive income of (-) ₹ 994.06 Crore compared to last year's pre-tax total comprehensive income of ₹ 1283.15 Crore and post-tax total comprehensive income of ₹ 834.37 Crore. Total Capital Expenditure during the financial year 2020-21 was ₹ 1025.87 Crore (excluding exchange fluctuation) against the Capital Expenditure of ₹ 894.68 Crore during 2019-20. The Net Worth of the company as on 31.03.2021 stood at ₹ 888.82 crore.



### Modernization and mechanisation of underground mines:

In order to increase the level of modernization and mechanization in underground mines, intermediate technology deploying LHD/SDL was introduced in 57 nos. of mines of ECL till 2020-21. As on 31.03.2021, 237 nos. of SDLs, 39 nos. of LHDs and 137 nos. of UDMs were on roll (inclusive initial Survey-off equipment) in different underground mines of ECL. During 2020-21, production achieved from SDLs was 3.927 MT, from LHDs was 0.987 MT and from 2 nos Road Header (Part of Longwall Package) is 0.076 MT. “Mass Production Technology” by deploying Continuous Miner combined with Shuttle Car (7 sets) had been deployed at Jhanjra, Sarpi, Kumardih-B UG and Khottadih UG projects and is running successfully. The production achieved during 2020-21 from 4 Nos. of Standard Height Continuous Miner and 3 nos. Low height Continuous Miner was 3.319 MT. In Jhanjra, Longwall technology is running successfully since August, 2016 & production during 2020-21 was 0.999 MT (Excluding Road Header). Overall underground coal production increased from 9.206 MT in 2019-20 to 9.308 MT in 2020-21 registering growth of 1.11%.

In addition to above the following steps are being taken for diversification / modernization:

- a. **Coal Bed Methane (CBM):** Project Feasibility Report (PFR) has been formulated and approved by ECL Board administratively under MDO concept on 22.09.2018 covering lease hold area of Satgram, Kunustoria & Sripur Area. CMPDIL was awarded to work as Project Implementing Agency (PIA) for CBM on 08.05.2020. CMPDIL prepared revised Notice Inviting Offer and Model Revenue Sharing Contract considering Directorate General of Hydrocarbon under MoP&NG’s suggestions and sent the same to CIL for approval.
- b. **Surface Coal Gasification (SCG):** ECL Board in its 329<sup>th</sup> meeting held on 21.05.2020 approved for engaging M/s. PDIL as a consultant for “Pre-Feasibility Study and preparation of PFR for Surface Coal Gasification for multiple technology options”. M/s. PDIL submitted the draft PFR on 30.11.2020. The draft PFR was peer reviewed by M/s. Deloitte and submitted the report on 23.04.2021. ECL Board in its 338<sup>th</sup> meeting approved the Memorandum of Agreement (MoA) for appointment of CMPDIL as Project Implementing Agency (PIA) for the SCG Project at ECL on 14.05.2021. Subsequently, MoA was signed between ECL and CMPDIL for appointment of CMPDIL as PIA for the SCG Project at ECL on 18.05.2021 and work order was issued on 11.06.2021. M/s PDIL submitted the Revised PFR on 01.06.2021 which is under finalization.
- c. **Highwall Mining:** The Highwall Mining is proposed to be introduced in Nimcha and Sripur Colliery. Contract agreement has been signed on 25.07.2018 for introduction of Highwall Mining Technology.
- d. **Man Riding System:** During the Financial year 2020-21, there are total ten nos of mines where Man Riding Systems are in operation viz. Jhanjra (3 nos., Free Steered Vehicle); Parasea, Nimcha, Bansra, Shyamsundarpur & Chinakuri Mine III (Chairlift system in each mine) and Chinakuri Mine-I (2 nos. Battery locomotive). During 2021-22, Man Riding Systems are expected to be commissioned in two mines viz. Nimcha & Bansra, respectively (2<sup>nd</sup> set Chairlift System in each mine).
- e. **“Mass Production Technology”** by deploying Continuous Miner combined with Shuttle Car (7 sets) has been deployed at Jhanjra, Sarpi, Kumardih-B UG and Khottadih UG projects and is running successfully. The production achieved during 2020-21 from 4 Nos. of Standard Height Continuous Miner and 3 nos. Low height Continuous Miner was 3.319 MT. In Jhanjra, Longwall technology is running successfully since August, 2016 & production during 2020-21 was 0.999 MT (Excluding Road Header). Overall underground coal production increased from 9.206 MT in 2019-20 to 9.308 MT in 2020-21 registering growth of 1.11%.

### Project Formulation:

In 2020-21, 4 (four) projects were approved by ECL Board and 3 (three) projects of Eastern Coalfields Limited were approved by CIL Board.



**Environmental Initiatives:**

Environment Department deals with Environment & Forest related matters of ECL. Regular monitoring of impact of coal mining activities on environment is undertaken and adequate environment protective measures are undertaken in accordance with the provisions stipulated in the Statutory Norms, Acts and Rules. Besides taking steps for better adherence of Environment Clearance and Forest Clearance conditions, the company has taken green initiatives towards sustainable development. This has culminated into a Company-wide Certification with ISO 9001:2015, ISO 14001:2015 & OHSAS 18001:2015.

ECL has formulated and implemented its own Corporate Environment Policy which is in line with environment policy of Coal India Limited. The Environment Policy of ECL states that “Eastern Coalfields Limited (ECL) is committed to promote sustainable development by protecting the environment through integrated project planning & design, deploying the concept of 10 R’s (Reduce, Recycle, Reuse, Redesign, Repurpose, Refurbish, Repair, Recover, Redeploy and Refuse), prevention/mitigation of pollution, conservation of natural resources, restoration of ecosystem & biodiversity, proper disposal of wastes, addressing climate change and inclusive growth in a mission mode through company-wide implementation of Mission SuDESHH (Sustainable Development, Environment, Safety, Health and Hygiene)”.

“Sustainable Development Cell” has been formed at ECL to work towards generating new ideas to plan, prepare guidelines, periodically monitor and evaluate different environmental mitigation measures carried out by the company in a holistic way. Taking up environmental mitigation measures in a right and sustainable way will provide a better environment to people working and residing in nearby areas and also improve the overall image of the coal sector in the country.

**Corporate Social Responsibility:**

Our CSR initiatives integrated our business with social processes by making welfare measure focused primarily on underprivileged, land oustees and Project Affected People (PAPs) staying in the radius of 25 Km of ECL. As per the provision under CIL CSR Policy, 80% of the fund should be utilized within the radius of 25 Km of ECL HQ/Area/Project and remaining 20% would be spent within the State/State of operation. It ensured that poor and needy section of the society derives the maximum benefit to support their development and sustainability. CSR Activities related to promotion of education, public health and welfare of Divyangjan, Skill development and Women Empowerment etc. were undertaken during the year. During the year ₹ 11.56 Crore was spent on CSR activities.

**Welfare**

During the year FY 2020-21 the company incurred an expenditure of ₹ 297.00 Crore for improving the quality of life, medical & health care services and educational facilities for its employees and their wards. ECL has launched ‘Online Portal for CIL Scholarship and Financial Assistance’ from 2019-20, first time in Coal India Limited. The company has awarded scholarship to 418 students amounting to ₹ 11,49,720.00 in the financial year 2020-21. Further, financial assistance (reimbursement of Tuition Fees and Hostel Charges) has been given to 72 students amounting to ₹ 50,79,015.00 in the financial year 2020-21.

**Safety:**

We have always given the highest priority towards safety, which is considered to be a part of core production process with a goal to achieve ‘Zero Harm’. To improve the safety standards, ECL has vigorously pursued several measures during the year 2020-21 under the aegis of mission “SUDESHH”. 10 Nos. of 2-3 minutes short video clips were prepared for accidents, safe practices and distributed amongst employees to sensitize workers about safety culture. Pre-shift safety talk in each mine has been mandated. In these talks among other topics, accidents and near misses are discussed with employees along with reasons of accidents/ incidents and measures to prevent reoccurrence of any such accidents.

In order to increase awareness amongst employee, twelve (12) Nos. of safety drives were organized, which deliberated on fire and spontaneous heating, prevention of accident due to fall of person, prevention of accident due to blasting of explosives, prevention of accident due to UG non-transport machineries, monsoon preparation and slope/dump monitoring, safe operation of Underground Haulage System, strata control and roof & side support, safe operation of contractual HEMM, electrical installation and apparatus, VT Centre & PME Centre, strata monitoring and roof and side support etc.

A brain-storming session to improve Safety Status of the company was conducted as per the directives of 135th CMDs' meet on 29.09.2020. Suggestions of the session were implemented in all mines and a day long workshop on "Maintenance and Safe operation of Winding installation" was held in participation of executives from nine UG mining Areas operating Winding Engines on 23.11.2020.

Training program on "Updating, Review and Implementation of Safety Management Plan (SMP) & Job Safety Analysis (JSA)" was conducted by CIL Officials along with ECL Safety Officials from 18.01.2021 to 23.01.2021. Apart from this, Safety Week observed under the guidance of DGMS from 08.02.2021 to 13.02.2021 in all the mines of ECL, PME Centers, VT Centers along with six captive mines of the region. ILO day for safety and health at work was celebrated on 28<sup>th</sup> April, 2020. Mock rehearsal on different anticipated hazards was also organized in different mines during the year.

### Energy Conservation:

During the year ECL had focused on energy conservation through improvement of power factor in most of its underground mines. Capacitor banks of different rating have been procured and installed at units having both – low power factor and demand higher than the contract demand. Power Cost of ECL is ₹ 599.27 Crore upto March, 2021 as compared to ₹ 599.60 Crore upto March, 2020 i.e. the power cost has decreased by ₹ 33 Lakh. Net Gain from Power Factor Rebate is ₹ 13.7503 Crore upto March, 2021 as compared to ₹ 11.3561 Crore upto March, 2020 i.e. increase by 21.08%.

Work Order has been issued to M/s. Acesolar Energy and Power Pvt. Ltd., Kolkata for implementation of 250 kWp Roof Top Solar Project at ECL HQ. Further, Letter of Acceptance (LOA) has been issued to M/s. Acesolar Renewable Energy LLP, Kolkata on 18.02.2021 for implementation of 1415 kWp Roof Top Solar Project at 26 different locations of ECL at 11 Areas (Project Cost - ₹ 5.008 Crore).

An Mou has been entered between CIL and EESL (a JV of PSUs under MoP) on 04.02.2021. As per the MoU, CIL and Subsidiaries may opt for Street Light National Program (SLNP) including industrial lights and BEEP. EESL made a representation to ECL proposing adoption of ESCO (Energy Service Company) mode for BEEP wherein no upfront investment is required by the Govt. Organization and the recovery is through Energy savings over a period of 5 years. Steps are being taken for introduction of e-vehicles in ECL.

### Industrial Relation:

Industrial Relations during the fiscal 2020-21 have been peaceful, cordial and harmonious in the company. The workers' participation in management in ECL is fully operative at different levels in the company. The Joint Consultative Committees are operating at Corporate, Area and Project/Unit levels. In the JCC meetings important issues are discussed threadbare viz. production, productivity, etc. Besides other Committees/Boards viz. Safety Committee, Welfare Board etc. are also functioning in our company. The Trade Unions very actively participate in such committees and brings about transparency, accountability apart from reinforcing trust and goodwill between management and the employee.

### Corporate Governance:

ECL is committed to achieve highest level of transparency, openness and accountability and fairness in all areas of operation, meeting the aspirations of all its stakeholders with primary objective of enhancing shareholders value, timely and balanced disclosure of all material information to all the stakeholders and protection of their



interest. The Company has put in place a sound system of internal control to mitigate the risks and comply with the laws of land, rules & regulations in true letter and spirit with a view to provide oversight and guidance to management in strategy implementation. As required under Guidelines on Corporate Governance for Central Public Sector Enterprises (CPSEs) issued by the Department of Public Enterprises, Government of India a separate section on Corporate Governance has been added in the Boards' Report and a Compliance Certificate has been obtained from the statutory auditors. Excellent rating was accorded by DPE in the field of Corporate Governance to your Company for the year 2019-20. For FY 2020-21 also, as per self-evaluation, your company's Corporate Governance compliance also stood at Excellent Rating.

**Conclusion:**

I express my sincere thanks to Coal India Limited, Ministry of Coal, other Central Government Ministries and Departments, State Governments, Railways, Bankers, all employees, Trade Unions, consumers, suppliers other stake holders for their unstinted support and relentless co-operation.

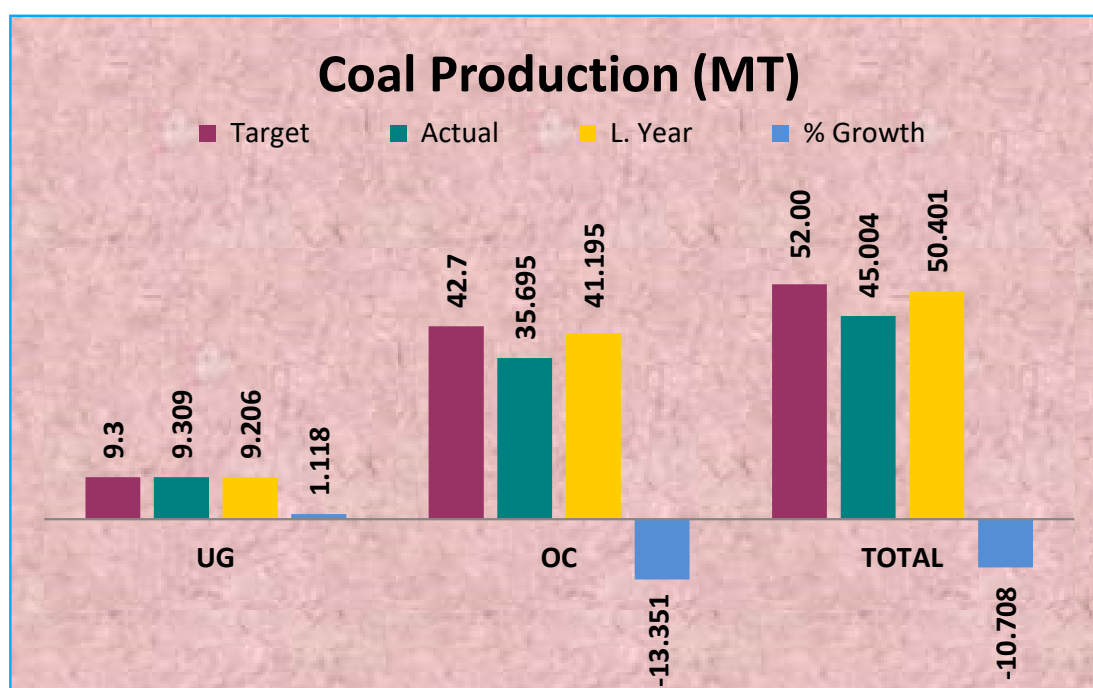
(Prem Sagar Mishra)  
Chairman-cum-Mg. Director  
DIN-07379202

Sanctoria

Dated: 11<sup>th</sup> August, 2021

## OPERATIONAL STATISTICS

Year ending 31 <sup>st</sup> March	2021	2020	2019	2018	2017	2016
<b>1 Coal Production (million tonne)</b>						
Underground	9.309	9.206	9.06	8.60	8.13	7.33
Opencast	35.695	41.195	41.10	34.97	32.39	32.88
<b>Total:</b>	<b>45.004</b>	<b>50.401</b>	<b>50.16</b>	<b>43.57</b>	<b>40.52</b>	<b>40.21</b>
<b>2. Overburden removal (million cum)</b>						
	139.585	140.455	126.06	118.9	124.53	119.22
<b>3. Offtake (Raw coal): (Million tonne)</b>						
Power	36.170	45.334	46.79	40.04	40.12	35.8
Cement	0.093	0.076	0.04	0.06	0.05	0.08
Colliery consumption	0.177	0.181	0.19	0.2	0.21	0.23
Others	5.60	3.725	3.39	3.33	2.64	2.5
<b>Total:</b>	<b>42.040</b>	<b>49.316</b>	<b>50.41</b>	<b>43.63</b>	<b>43.02</b>	<b>38.61</b>
<b>4. Manpower</b>						
	54866	57153	59698	61796	64029	66238
<b>5. Productivity (OMS) (MT)</b>						
Underground	0.852	0.824	0.78	0.72	0.64	0.56
Opencast	15.374	17.358	17.02	14.32	12.9	12.42
<b>Overall:</b>	<b>3.397</b>	<b>3.722</b>	<b>3.58</b>	<b>3.01</b>	<b>2.64</b>	<b>2.56</b>
<b>6. Capital expenditure (₹ in crore)</b>						
	1025.87	894.68	829.96	959.99	827.80	754.70
<b>7. Gross Sales Turnover (₹ in crore)</b>						
	14821.26	18192.36	18385.03	15250.11	14717.53	13514.18
<b>8. Capital Employed (₹ in crore)</b>						
	5415.79	6026.93	5126.04	4397.19	4876.79	5027.76
<b>9. Net Worth (₹ in crore)</b>						
	888.82	1882.88	1048.51	342.13	1166.30	1145.53





Income and Expenditure Statement

(₹ in Crore)

Sl. No.	Particulars	For the year ending 31 <sup>st</sup> March					
		2021	2020	2019	2018	2017	2016 (Restated)
<b>A</b>	<b>Earned From</b>						
1	<b>Gross Sales (Coal)</b>	14,821.26	18,192.36	18,385.03	15,250.11	14,717.53	13,514.18
	Less: Excise Duty & Other Levies	4,564.87	5,368.62	5,470.68	4,770.24	5,202.41	3,903.97
2	<b>Net Sales</b>	10,256.39	12,823.74	12,914.35	10,479.87	9,515.12	9,610.21
3. i	Facilitation charges for coal import	-	-	-	-	-	-
3. ii	Subsidy for Sand Stowing & Protective Works	0.12	-	-	23.93	91.41	84.75
3. iii	Recovery of Transportation & Loading Cost (Net of Levies)	306.10	337.10	352.05	233.88	229.78	184.09
3. iv	Evacuation Facilitating Charges (Net of Levies)	155.54	177.59	182.91	57.43	-	-
3. v	Revenue from Services (Net of Levies)	-	-	-	-	-	-
3	<b>Other Operating Revenue (Net of Levies)</b>	461.76	514.69	534.96	315.24	321.19	268.84
4. i	Interest Income	99.85	377.27	400.14	279.91	285.22	378.33
4. ii	Dividend on Mutual Fund	-	-	-	-	-	-
4.iii	Other Non-Operating Income	288.18	252.64	58.04	246.50	180.72	140.49
4	<b>Other Income</b>	388.03	629.91	458.18	526.41	465.94	518.82
	<b>TOTAL (A)</b>	11,106.18	13,968.34	13,907.49	11,321.52	10,302.25	10,397.87
<b>B</b>	<b>Paid to / Provided for</b>						
1. i	Salary, Wages, Allowances, Bonus etc.	5,900.62	5,832.43	5,651.13	5,731.97	5,157.50	4,661.70
1. ii	Contribution to P.F. & Pension Fund	933.70	904.55	910.99	533.74	503.49	493.16
1. iii	Gratuity	189.20	285.26	353.63	1,739.37	180.29	184.63
1. iv	Leave Encashment	284.83	213.78	189.29	73.70	274.36	116.59
1. v	Others	509.11	439.30	343.43	337.11	320.94	253.87
1	<b>Employee Benefit Expenses</b>	7,817.46	7,675.32	7,448.47	8,415.89	6,436.58	5,709.95
2	Cost of Materials Consumed	720.07	681.90	721.71	656.99	693.25	738.60
3	Changes in Inventories of Finished Goods/ Work-in-Progress and Stock-in-Trade	(300.71)	(86.86)	109.50	33.53	157.11	(186.24)
4	Power & Fuel	444.71	445.78	476.39	506.06	503.17	507.48
5	Corporate Social Responsibility Expenses	11.56	11.48	16.46	12.69	21.62	62.61
6	Repairs	117.33	134.43	141.12	153.41	156.94	134.41
7	Contractual Expenses	1,941.23	1,974.85	1,930.38	1,587.39	1,591.80	1,367.92
8	<b>Finance Costs</b>						
	Unwinding of Discounts	190.92	178.04	163.10	154.38	142.54	128.54
	Other Finance Costs	2.88	0.17	-	-	-	-
9	Depreciation/Amortization/Impairment	493.85	434.35	494.98	443.99	323.89	318.15
10	Stripping Activity Adjustment	1.27	286.92	456.24	274.04	(49.37)	(11.71)

Sl. No.	Particulars	For the year ending 31 <sup>st</sup> March					
		2021	2020	2019	2018	2017	2016 (Restated)
11	Provisions & Write Off	27.89	95.53	8.28	(1.24)	(144.91)	90.25
12	Other Expenses	544.98	635.08	642.47	551.12	454.31	414.72
	<b>TOTAL (B)</b>	<b>12,013.44</b>	<b>12,466.99</b>	<b>12,609.10</b>	<b>12,788.25</b>	<b>10,286.93</b>	<b>9,274.68</b>
13	<b>Profit/(Loss) before Exceptional Items and Tax (A - B)</b>	<b>(907.26)</b>	<b>1,501.35</b>	<b>1,298.39</b>	<b>(1,466.73)</b>	<b>15.32</b>	<b>1,123.19</b>
14	Exceptional Items	-	-	-	-	-	-
15	<b>Profit/(Loss) Before Tax</b>	<b>(907.26)</b>	<b>1,501.35</b>	<b>1,298.39</b>	<b>(1,466.73)</b>	<b>15.32</b>	<b>1,123.19</b>
16	Less: Tax Expenses	(147.68)	503.70	549.62	(535.56)	9.19	397.58
17	<b>Profit/(Loss) for the Year from Continuing Operation</b>	<b>(759.58)</b>	<b>997.65</b>	<b>748.77</b>	<b>(931.17)</b>	<b>6.13</b>	<b>725.61</b>
18	Profit/(Loss) from Discontinued Operations (after tax)	-	-	-	-	-	-
19	Share in JV's/Associate's Profit/(Loss)	-	-	-	-	-	-
20	<b>Profit/(Loss) for the Year</b>	<b>(759.58)</b>	<b>997.65</b>	<b>748.77</b>	<b>(931.17)</b>	<b>6.13</b>	<b>725.61</b>
21	<b>Other Comprehensive Income</b>						
	A (i) Items that will not be reclassified to Profit or Loss	(234.48)	(218.20)	(61.39)	163.63	36.58	99.50
	(ii) Income tax relating to Items that will not be reclassified to Profit or Loss	-	54.92	19.00	(56.63)	(21.94)	(34.44)
	B (i) Items that will be reclassified to Profit or Loss	-	-	-	-	-	-
	(ii) Income tax relating to Items that will be reclassified to Profit or Loss	-	-	-	-	-	-
22	<b>Total Other Comprehensive Income</b>	<b>(234.48)</b>	<b>(163.28)</b>	<b>(42.39)</b>	<b>107.00</b>	<b>14.64</b>	<b>65.06</b>
	<b>Total Comprehensive Income for the Year (Comprising Profit/(Loss) and Other Comprehensive Income for the Year)</b>	<b>(994.06)</b>	<b>834.37</b>	<b>706.38</b>	<b>(824.17)</b>	<b>20.77</b>	<b>790.67</b>
23	<b>Profit attributable to:</b>						
	Owners of the Company	(759.58)	997.65	748.77	(931.17)	6.13	725.61
	Non-Controlling interest	-	-	-	-	-	-
24	<b>Other Comprehensive Income attributable to:</b>						
	Owners of the Company	(234.48)	(163.28)	(42.39)	107.00	14.64	65.06
	Non-Controlling interest	-	-	-	-	-	-
25	<b>Total Comprehensive Income attributable to:</b>						
	Owners of the Company	(994.06)	834.37	706.38	(824.17)	20.77	790.67
	Non-Controlling interest	-	-	-	-	-	-



Financial Position

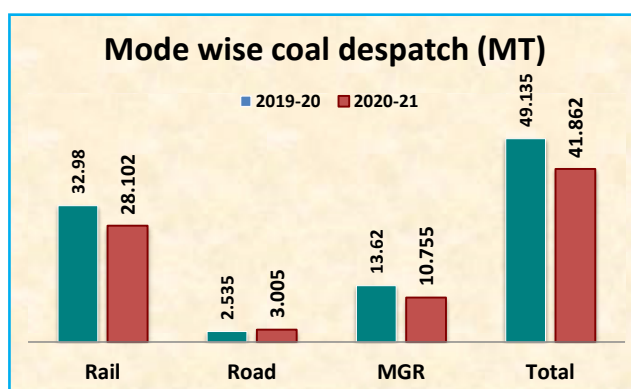
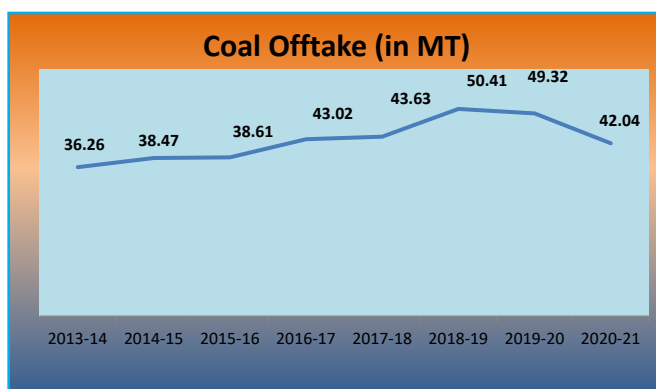
(₹ in Crore)

Sl. No.	Particulars	As at 31 <sup>st</sup> March					
		2021	2020	2019	2018	2017	2016 (Restated)
<b>ASSETS</b>							
<b>A</b>	<b>Non-Current Assets</b>						
	a. Property, Plant & Equipments	3,572.54	3,168.82	2,992.37	2,704.62	2,622.09	1,975.99
	b. Capital Work-in-Progress	587.28	473.31	303.54	352.67	382.78	561.01
	c. Exploration and Evaluation Assets	655.46	615.75	600.00	528.08	117.65	87.77
	d. Intangible Assets	2.78	-	-	-	-	-
	e. Financial Assets						
	i. Investments	0.08	0.08	0.08	0.08	0.08	0.08
	ii. Loans	0.02	0.05	0.09	0.13	0.15	0.36
	iii. Other Financial Assets	699.64	633.09	499.94	504.30	393.30	274.40
	f. Deferred Tax Assets (Net)	513.58	359.13	448.48	696.83	173.77	149.47
	g. Other Non-Current Assets	759.92	665.13	187.35	159.19	122.35	156.00
	<b>Total Non-Current Assets (A)</b>	<b>6,791.30</b>	<b>5,915.36</b>	<b>5,031.85</b>	<b>4,945.90</b>	<b>3,812.17</b>	<b>3,205.08</b>
<b>B</b>	<b>Current Assets</b>						
	a. Inventories	810.36	502.76	420.56	544.53	603.30	764.21
	b. Financial Assets						
	i. Investments	-	-	-	-	-	-
	ii. Trade Receivables	4,423.53	3,316.46	1,621.92	1,109.89	1,673.69	1,955.53
	iii. Cash & Cash Equivalents	945.16	93.28	478.68	783.39	737.44	591.08
	iv. Other Bank Balances	566.50	3,873.27	4,186.82	3,870.36	3,228.64	3,432.06
	v. Loans	-	-	-	-	-	-
	vi. Other Financial Assets	33.49	267.07	305.65	730.07	350.51	305.18
	c. Current Tax Assets (Net)	1,308.25	1,197.05	392.96	285.57	202.07	46.22
	d. Other Current Assets	622.06	803.33	845.06	510.11	298.70	239.16
	<b>Total Current Assets (B)</b>	<b>8,709.35</b>	<b>10,053.22</b>	<b>8,251.65</b>	<b>7,833.92</b>	<b>7,094.35</b>	<b>7,333.44</b>
	<b>Total Assets (A+B)</b>	<b>15,500.65</b>	<b>15,968.58</b>	<b>13,283.50</b>	<b>12,779.82</b>	<b>10,906.52</b>	<b>10,538.52</b>
<b>EQUITY AND LIABILITIES</b>							
<b>A</b>	<b>Equity</b>						
<b>1</b>	<b>Issued, Subscribed and Paid-up Equity Share Capital</b>	<b>2,218.45</b>	<b>2,218.45</b>	<b>2,218.45</b>	<b>2,218.45</b>	<b>2,218.45</b>	<b>2,218.45</b>
<b>2</b>	<b>Capital Redemption Reserve</b>						
	Balance at Opening	-	-	-	-	-	-
	Addition during the Year	-	-	-	-	-	-
	Buyback of Equity Share	-	-	-	-	-	-
	Issue of Bonus Share	-	-	-	-	-	-

Sl. No.	Particulars	As at 31 <sup>st</sup> March					
		2021	2020	2019	2018	2017	2016 (Restated)
	<b>Balance at Closing</b>	-	-	-	-	-	-
<b>3</b>	<b>Equity Portion of Preference Share Capital</b>						
	Balance at Opening	855.61	855.61	855.61	855.61	855.61	855.61
	Addition during the Year	-	-	-	-	-	-
	Adjustment during the Year	-	-	-	-	-	-
	Buyback of Equity Share	-	-	-	-	-	-
	Issue of Bonus Share	-	-	-	-	-	-
	<b>Balance at Closing</b>	<b>855.61</b>	<b>855.61</b>	<b>855.61</b>	<b>855.61</b>	<b>855.61</b>	<b>855.61</b>
<b>4</b>	<b>General Reserve</b>						
	Restated Balance at Opening	832.71	832.71	832.71	832.71	832.71	832.71
	Transfer to/from General Reserve	-	-	-	-	-	-
	Buyback of Equity Share	-	-	-	-	-	-
	Tax on Buyback	-	-	-	-	-	-
	Issue of Bonus Share	-	-	-	-	-	-
	<b>Balance at Closing</b>	<b>832.71</b>	<b>832.71</b>	<b>832.71</b>	<b>832.71</b>	<b>832.71</b>	<b>832.71</b>
<b>5</b>	<b>Retained Earnings</b>						
	Balance at Opening	(2,004.92)	(3,002.57)	(3,751.34)	(2,820.17)	(2,826.30)	(3,548.71)
	Adjustments	-	-	-	-	-	(3.20)
	Total Comprehensive Income during the Year	(759.58)	997.65	748.77	(931.17)	6.13	725.61
	Appropriations	-	-	-	-	-	-
	Transfer to/from General Reserve	-	-	-	-	-	-
	Transfer to Other Reserves	-	-	-	-	-	-
	Interim Dividend	-	-	-	-	-	-
	Corporate Dividend Tax	-	-	-	-	-	-
	Buyback of Equity Share	-	-	-	-	-	-
	Tax on Buyback	-	-	-	-	-	-
	Issue of Bonus Share	-	-	-	-	-	-
	<b>Balance at Closing</b>	<b>(2,764.50)</b>	<b>(2,004.92)</b>	<b>(3,002.57)</b>	<b>(3,751.34)</b>	<b>(2,820.17)</b>	<b>(2,826.30)</b>
<b>6</b>	<b>Other Comprehensive Income</b>						
	Balance at Opening	(18.97)	144.31	186.70	79.70	65.06	-
	Remeasurement of Defined Benefits Plans (Net of Tax)	(234.48)	(163.28)	(42.39)	107.00	14.64	65.06
	<b>Balance at Closing</b>	<b>(253.45)</b>	<b>(18.97)</b>	<b>144.31</b>	<b>186.70</b>	<b>79.70</b>	<b>65.06</b>
<b>7</b>	<b>Other Equity</b>	<b>(1,329.63)</b>	<b>(335.57)</b>	<b>(1,169.94)</b>	<b>(1,876.32)</b>	<b>(1,052.15)</b>	<b>(1,072.92)</b>
<b>8</b>	<b>Equity attributable to Equityholders of the Company</b>	<b>888.82</b>	<b>1,882.88</b>	<b>1,048.51</b>	<b>342.13</b>	<b>1,166.30</b>	<b>1,145.53</b>
<b>9</b>	<b>Non-Controlling Interest</b>	-	-	-	-	-	-



Sl. No.	Particulars	As at 31 <sup>st</sup> March					
		2021	2020	2019	2018	2017	2016 (Restated)
10	<b>Total Equity (A)</b>	<b>888.82</b>	<b>1,882.88</b>	<b>1,048.51</b>	<b>342.13</b>	<b>1,166.30</b>	<b>1,145.53</b>
	<b>Liability</b>						
<b>B</b>	<b>Non-Current Liabilities</b>						
	a. Financial Liabilities	-	-	-	-	-	-
	i. Borrowings	2,091.68	1,959.81	1,820.96	1,692.17	1,584.31	1,485.87
	ii. Trade Payables	-	-	-	-	-	-
	iii. Other Financial Liabilities	92.93	95.84	74.78	18.11	25.91	28.42
	b. Provisions	4,311.62	3,700.76	3,317.73	3,705.31	2,789.92	2,948.25
	c. Deferred Tax Liabilities (Net)	-	-	-	-	-	-
	d. Other Non-Current Liabilities	3.98	2.78	-	-	-	-
	<b>Total Non-Current Liabilities (B)</b>	<b>6,500.21</b>	<b>5,759.19</b>	<b>5,213.47</b>	<b>5,415.59</b>	<b>4,400.14</b>	<b>4,462.54</b>
<b>C</b>	<b>Current Liabilities</b>						
	a. Financial Liabilities	-	-	-	-	-	-
	i. Borrowings	0.12	368.16	-	-	-	-
	ii. Trade Payables	1,028.73	1,181.90	1,728.81	473.49	105.07	128.40
	iii. Other Financial Liabilities	1,603.89	1,657.03	351.82	290.42	538.94	383.38
	b. Other Current Liabilities	4,246.12	3,901.17	3,691.91	4,068.77	3,267.77	3,326.94
	c. Provisions	1,232.76	1,218.25	1,248.98	2,189.42	1,428.30	1,091.73
	d. Current Tax Liabilities (Net)	-	-	-	-	-	-
	<b>Total Current Liabilities (C)</b>	<b>8,111.62</b>	<b>8,326.51</b>	<b>7,021.52</b>	<b>7,022.10</b>	<b>5,340.08</b>	<b>4,930.45</b>
	<b>Total Equity and Liabilities (A+B+C)</b>	<b>15,500.65</b>	<b>15,968.58</b>	<b>13,283.50</b>	<b>12,779.82</b>	<b>10,906.52</b>	<b>10,538.52</b>



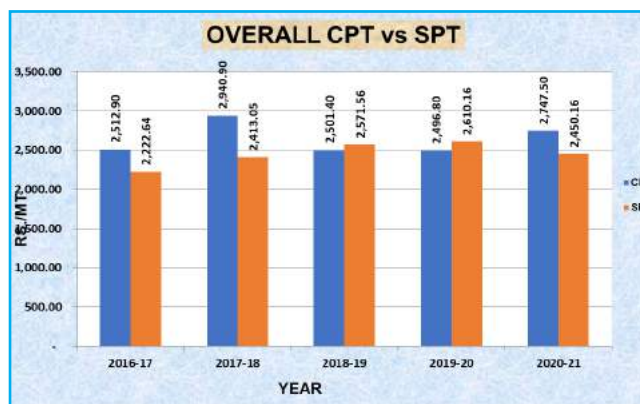
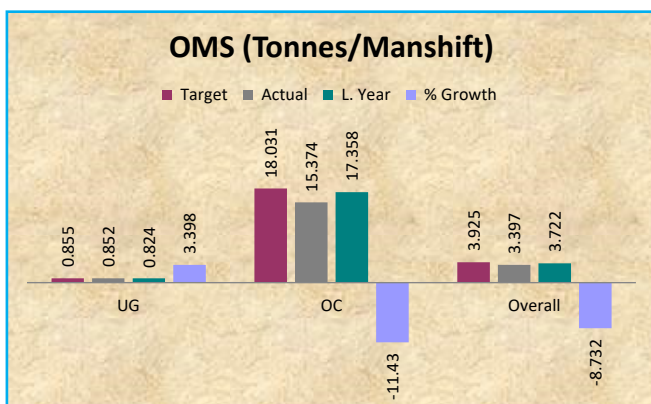
## Important Financial Information

(₹ in Crore)

Sl. No.	Particulars	As at 31 <sup>st</sup> March					
		2021	2020	2019	2018	2017	2016 (Restated)
<b>A</b>	<b>Related to Assets &amp; Liabilities</b>						
1.i	Number of Equity Shares of ₹1000/- each	2,21,84,500	2,21,84,500	2,21,84,500	2,21,84,500	2,21,84,500	2,21,84,500
<b>1.ii</b>	<b>Shareholder's Funds</b>						
1.ii.a	Equity Share Capital	2,218.45	2,218.45	2,218.45	2,218.45	2,218.45	2,218.45
1.ii.b	Reserves (General & Statutory) (including Equity Component of Preference Share)	1,688.32	1,688.32	1,688.32	1,688.32	1,688.32	1,688.32
1.ii.c	Accumulated Profit/(Loss) (including OCI)	(3,017.95)	(2,023.89)	(2,858.26)	(3,564.64)	(2,740.47)	(2,761.24)
	<b>Net Worth</b>	<b>888.82</b>	<b>1,882.88</b>	<b>1,048.51</b>	<b>342.13</b>	<b>1,166.30</b>	<b>1,145.53</b>
1.ii.d	Capital Reserve (excluding issue of Bonus shares)	-	-	-	-	-	-
	<b>Shareholder's Funds</b>	<b>888.82</b>	<b>1,882.88</b>	<b>1,048.51</b>	<b>342.13</b>	<b>1,166.30</b>	<b>1,145.53</b>
2.i	Long Term Borrowings including Current Maturities	2,098.63	1,966.97	1,827.58	1,698.36	1,590.50	1,492.01
2.ii	Long Term Borrowings excluding Current Maturities	2,091.68	1,959.81	1,820.96	1,692.17	1,584.31	1,485.87
3.i	Gross Property, Plant & Equipment	5,814.13	4,924.75	4,346.20	3,605.69	3,074.95	2,139.57
3.ii	Accumulated Depreciation/Impairment	2,241.59	1,755.93	1,353.83	901.07	452.86	163.58
3.iii	Net Property, Plant & Equipment	3,572.54	3,168.82	2,992.37	2,704.62	2,622.09	1,975.99
4.i	Current Assets	8,709.35	10,053.22	8,251.65	7,833.92	7,094.35	7,333.44
4.ii	Current Liabilities	8,111.62	8,326.51	7,021.52	7,022.10	5,340.08	4,930.45
<b>4.iii</b>	<b>Net Current Assets / Working Capital</b>	<b>597.73</b>	<b>1,726.71</b>	<b>1,230.13</b>	<b>811.82</b>	<b>1,754.27</b>	<b>2,402.99</b>
<b>5.i</b>	<b>Capital Employed ( 3.iii + 4.iii )</b>	<b>4,170.27</b>	<b>4,895.53</b>	<b>4,222.50</b>	<b>3,516.44</b>	<b>4,376.36</b>	<b>4,378.98</b>
5.ii	Net Capital WIP, Exploration and Evaluation Assets & Other Intangible Assets	1,245.52	1,089.06	903.54	880.75	500.43	648.78
<b>5.iii</b>	<b>Capital Employed including CWIP ( 5.i + 5.ii )</b>	<b>5,415.79</b>	<b>5,984.59</b>	<b>5,126.04</b>	<b>4,397.19</b>	<b>4,876.79</b>	<b>5,027.76</b>
6.i	Trade Receivables	4,423.53	3,316.46	1,621.92	1,109.89	1,673.69	1,955.53
6.ii	Cash & Cash Equivalents	945.16	93.28	478.68	783.39	737.44	591.08
6.iii	Other Bank Balances	566.50	3,873.27	4,186.82	3,870.36	3,228.64	3,432.06
7.i	Closing Stock of Coal (Net)	622.73	321.92	238.42	333.88	413.03	568.98
7.ii	Closing Stock of Stores & Spares (Net)	173.07	166.37	170.24	184.24	173.68	177.13
7.iii	Closing Stock Others (Net)	14.56	14.47	11.90	26.41	16.59	18.10



Sl. No.	Particulars	As at 31 <sup>st</sup> March					
		2021	2020	2019	2018	2017	2016 (Restated)
<b>B Related to Profit/(Loss)</b>							
1.i	Gross Margin (PBDIT)	(219.61)	2,113.91	1,956.47	(868.36)	481.75	1,569.88
1.ii	Gross Profit (PBIT)	(713.46)	1,679.56	1,461.49	(1,312.35)	157.86	1,251.73
1.iii	Profit before Tax	(907.26)	1,501.35	1,298.39	(1,466.73)	15.32	1,123.19
1.iv	Profit after Tax for the Year	(759.58)	997.65	748.77	(931.17)	6.13	725.61
1.v	Net Profit (After Tax & Dividend)	(759.58)	997.65	748.77	(931.17)	6.13	725.61
1.vi	Total Comprehensive Income	(994.06)	834.37	706.38	(824.17)	20.77	790.67
2.i	Gross Sales of Coal	14,821.26	18,192.36	18,385.03	15,250.11	14,717.53	13,514.18
2.ii	Net Sales	10,256.39	12,823.74	12,914.35	10,479.87	9,515.12	9,610.21
2.iii	Sale value of Production	10,557.10	12,910.60	12,804.85	10,446.34	9,358.01	9,796.45
2.iv	Revenue from Operations (Net)	10,718.15	13,338.43	13,449.31	10,795.11	9,836.31	9,879.05
3	Cost of Goods Sold (Net Sales - PBT)	11,163.65	11,322.39	11,615.96	11,946.60	9,499.80	8,487.02
4	Total Expenditure	12,013.44	12,466.99	12,609.10	12,788.25	10,286.93	9,274.68
4.i	Employee Benefits Expenses	7,817.46	7,675.32	7,448.47	8,415.89	6,436.58	5,709.95
4.ii	Cost of Material Consumed	720.07	681.90	721.71	656.99	693.25	738.60
4.iii	Power & Fuel	444.71	445.78	476.39	506.06	503.17	507.48
4.iv	Finance Cost	193.80	178.21	163.10	154.38	142.54	128.54
4.v	Depreciation/Impairment/Amortization	493.85	434.35	494.98	443.99	323.89	318.15
5	Average Consumption of Material per Month	60.01	56.83	60.14	54.75	57.77	61.55
6.i	Average Manpower Employed during the year	56,010	58,426	60,747	62,913	65,134	67,460
6.ii	CSR Expenses	11.56	11.48	16.46	12.69	21.62	62.61
6.iii	CSR Expenses per Employee (₹)	2,063.92	1,964.88	2,709.60	2,017.07	3,319.31	9,281.06

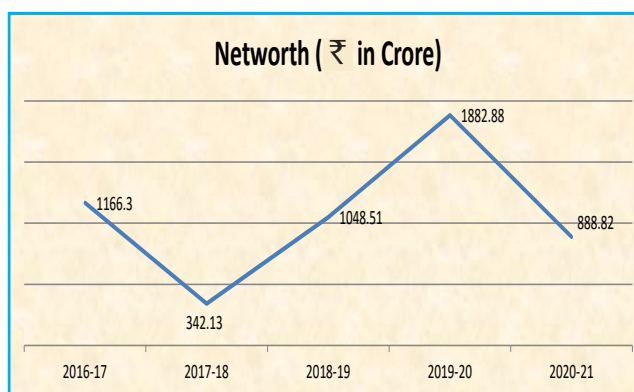
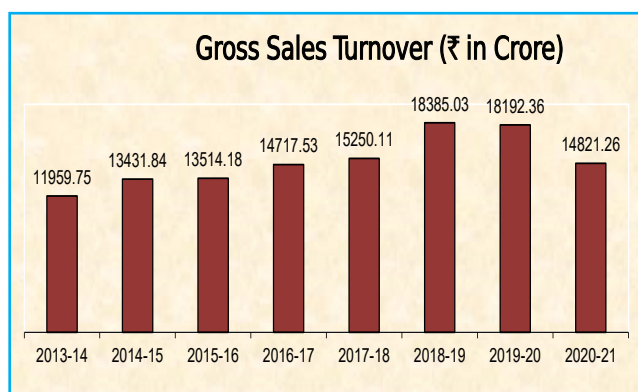
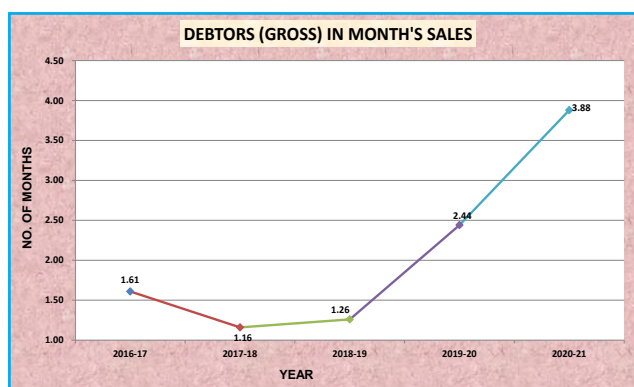
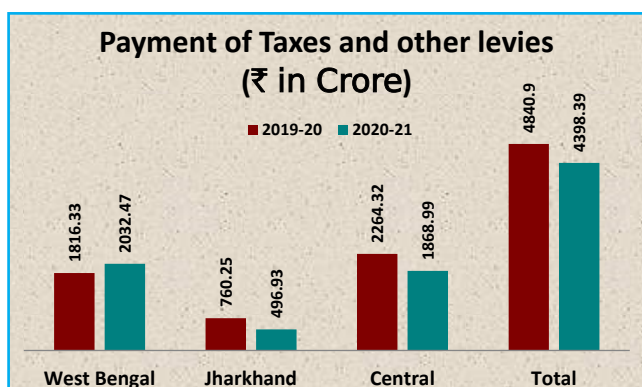


### Important Financial Relative Ratios

Sl. No.	Particulars	As at 31 <sup>st</sup> March					2016 (Restated)
		2021	2020	2019	2018	2017	
<b>A</b>	<b>Profitability Ratios</b>						
<b>1</b>	<b>As % of Net Sales</b>						
1.i	Gross Margin (PBDIT)	(2.14)	16.48	15.15	(8.29)	5.06	16.34
1.ii	Gross Profit (PBIT)	(6.96)	13.10	11.32	(12.52)	1.66	13.03
1.iii	Profit before Tax	(8.85)	11.71	10.05	(14.00)	0.16	11.69
<b>2</b>	<b>As % of Total Expenditure</b>						
2.i	Employee Benefit Expenses	65.07	61.57	59.07	65.81	62.57	61.56
2.ii	Cost of Material Consumed	5.99	5.47	5.72	5.14	6.74	7.96
2.iii	Power & Fuel	3.70	3.58	3.78	3.96	4.89	5.47
<b>3</b>	<b>As % of Capital Employed (including CWIP)</b>						
3.i	Gross Margin (PBDIT)	(4.05)	35.32	38.17	(19.75)	9.88	31.22
3.ii	Gross Profit (PBIT)	(13.17)	28.06	28.51	(29.85)	3.24	24.90
3.iii	Profit before Tax	(16.75)	25.09	25.33	(33.36)	0.31	22.34
<b>4</b>	<b>Operating Ratio</b>	<b>1.09</b>	<b>0.88</b>	<b>0.90</b>	<b>1.14</b>	<b>1.00</b>	<b>0.88</b>
<b>B</b>	<b>Liquidity Ratios</b>						
1	Current Ratio (Current Assets / Current Liability)	1.07	1.21	1.18	1.12	1.33	1.49
2	Quick Ratio (Quick Assets / Current Liability)	0.97	1.15	1.12	1.04	1.22	1.33
<b>C</b>	<b>Turnover Ratios</b>						
1	Capital Turnover Ratio (Net Sales / Capital Employed including CWIP)	1.89	2.14	2.52	2.38	1.95	1.91
2	Trade Receivables (Net) as no. of Months						
2.i	Gross Sales	3.58	2.19	1.06	0.87	1.36	1.74
2.ii	Net Sales	5.18	3.10	1.51	1.27	2.11	2.44
3	As Ratio of Net Sales						
3.i	Trade Receivables	0.43	0.26	0.13	0.11	0.18	0.20
3.ii	Coal Stock	0.06	0.03	0.02	0.03	0.04	0.06
4	Stock of Coal						
4.i	As no. of month's Sale Value of Production	0.71	0.30	0.22	0.38	0.53	0.70
4.ii	As no. of month's Cost of Goods Sold	0.67	0.34	0.25	0.34	0.52	0.80
4.iii	As no. of month's Net Sales	0.73	0.30	0.22	0.38	0.52	0.71



Sl. No.	Particulars	As at 31 <sup>st</sup> March					
		2021	2020	2019	2018	2017	2016 (Restated)
<b>D Structural Ratios</b>							
1	Long Term Debt : Equity Share Capital	0.94	0.88	0.82	0.76	0.71	0.67
2	Long Term Debt : Net Worth	2.35	1.04	1.74	4.95	1.36	1.30
3	Net Worth : Equity	0.40	0.85	0.47	0.15	0.53	0.52
4	Net Fixed Assets : Net Worth	4.02	1.68	2.85	7.91	2.25	1.72
<b>E Share Holder's Interest</b>							
1	Book Value of Shares (₹) (Net Worth / No. of Equity Shares)	400.65	848.74	472.63	154.22	525.73	516.37
2	Dividend per Share (₹)	-	-	-	-	-	-



## BRIEF PROFILE OF DIRECTORS

**Shri Prem Sagar Mishra (56) (DIN-07379202)** is Chairman-Cum-Managing Director of Eastern Coalfields Limited w.e.f. 20<sup>th</sup> August, 2018.

He completed his B. Tech (Mining) from Indian School of Mines, Dhanbad in the year 1987 and obtained First Class Certificate of Competency in the year 1990. He has obtained a Post Graduate Diploma in Business Law from the West Bengal National University of Juridical Sciences (NUJS), Kolkata. Presently he is pursuing Cost and Management Accountancy (CMA) from the Institute of Cost Accountants of India. He is also pursuing PhD in Management Study from IIT (ISM), Dhanbad on the topic of research “Impact assessment of Corporate Social Responsibility Initiatives - A case study of Coal Mining Industry in India.” He joined SECL in the year 1987 and worked in different managerial capacities in several mines of SECL for more than sixteen years. He also worked as Deputy Chief Mining Engineer/Project Officer in various open cast mines of Central Coalfields Limited for about five years. On being posted at BCCL in June, 2008, he worked inter alia GM of Block II Area and GM of Barora Area. He was appointed as Director (Production & Planning) of Orissa Minerals Development Company Limited in November, 2015.

Shri Mishra has attended Advanced Management Programme held at IIM, Calcutta, University of St. Gallen, Switzerland and Essec Business School Paris, France in 2014. He was also a part of CIL delegation to Istanbul (Turkey) for attending World Mining Congress 2011. He has also attended Management Training Programme at Administrative Staff College, Hyderabad and Advanced Management Programmes conducted by IICM at LBSNAA, Mussoorie. He has attended different training programmes, workshops on Leadership, Decision Making, Project Management and other Managerial and Technical subjects.

Shri Mishra is also an active member of National Institute of Personnel Management (NIPM), Indian Institute of Material Management (IIMM), Indian Mines Manager Associations (IMMA), Indian Institute of Public Administration (IIPA), Indian Mining and Engineering Forum and Fellow of Institution of Engineers (FIE). He had been General Secretary of ISM Alumni Association from 2010 to 2014 and General Secretary of MGMI, Dhanbad branch from 2011 to 2015. He has convened and organised several conferences and seminars at different levels

Shri Mishra has been a leader par excellence and he has won several Awards for over-all performance, Production, Safety, Profit, Stock liquidation, Overburden removal and for Ecological Restoration. He had conceptualized and implemented Coal Tourism at Barora Area, BCCL. He has been a resources person for delivering lectures on invitation by different academic and other institutions. Shri Mishra has also been instrumental in bringing a change in the work process of Eastern Coalfields Limited. Under his visionary leadership, various Missions have been initiated in ECL which aims at image re-incarnation of the company.

Shri Mishra has won several prizes in debate, extempore, elocution, essay writing, athletics and other extra-curricular activities. He has been conferred with the prestigious “CEO with HR Orientation” award by the World HRD Congress in February, 2019. He has been conferred with Indian Mine Managers Association (IMMA) “Excellence Award” in January, 2020. In recent past, the “INSTITUTE OF ECONOMIC STUDIES” has conferred upon Shri Mishra with the most prestigious Award in “Leadership Innovation Excellence Award 2020 & Udyog Rattan Award” in March, 2020. Shri Mishra has also been awarded with “CEO with HR Orientation” by HRD India 2021 and also CEO with HR Orientation Award by World HRD Congress in 2021.

**Shri Animesh Bharti (55) (DIN-07260983)**, Economic Advisor, Ministry of Coal is a Government Nominee Director on the Board of Eastern Coalfields Limited w.e.f. 17.03.2020. He was also Government Nominee Director on the Board of Western Coalfields Limited with effect from 15.07.2015 to 17.03.2020. Shri Bharti joined India Economic Service in the year 1993. He has held Senior Managerial positions in different Ministries and Department of the Central Government such as Department of Industrial Policy & Promotion, Ministry of Commerce, Ministry of Home Affairs, Ministry of Labour, Small and Medium Industries, National Building Organization under Ministry of Housing & Poverty Alleviation.

**Shri Satyendra Nath Tiwary (59) (DIN-07911040)** took over the charge as Director (Marketing), Coal India Limited on and from 1<sup>st</sup> December, 2019. Prior to that Shri Tiwary was posted as General Manager (Marketing & Sales) in CIL’s Corporate Office. He was appointed as Part Time Official Director of Eastern Coalfields Limited with effect from 5<sup>th</sup> July, 2021.



He has graduated in B.Sc. engineering from Birla Institute of Technology MESRA with Distinction and Shri Tiwary was ranked 3<sup>rd</sup> in his batch. He also holds an MBA Degree from the same Institute. Shri Tiwari began his professional career in Coal India in the year 1986 after a short stint as Test Engineer in Hindustan Motors. With a career spanning over 33 years in Coal India he has garnered wide exposure in the entire gamut of Marketing & Sales operations having worked in various capacities of M&S Division in Eastern Coalfields Limited, Central Coalfields Limited and Northern Coalfields Limited.

Backed by over three decades of professional experience in the intricacies of Coal Marketing and Sales, Shri Tiwary has set the supply of increased Quantity of Coal with improved Quality as his priority objectives.

**Shri Pravin Kant (67) (DIN-00282716)**, Independent Director on the Board of Eastern Coalfields Limited is a practicing Chartered Accountant since 1976 as a partner of M/s P.K. Maheshwari and Co., New Delhi. He has more than 45 years of experience in Auditing of private companies as well as PSU's and PSB's such as NTPC, SAIL, National Housing Bank, Banks and Insurance Companies. He is also having good experience of handling Forensic Audit.

He has been associated with many projects from inception to finalization as financial consultant. He is also having experience in the field of Internal Audit, Taxation and company matters. He is presently Director in various private companies. He has been appointed as an Independent Director on the Board of Eastern Coalfields Limited w.e.f. 13.12.2018.

**Shri Anil Kumar Ganeriwala (64) (DIN-06372875)** was born in Sirsa, Haryana in the year 1957. After completing his BSc. degree, he did his Masters in Botany & Forestry and later he also pursued an M.Phil. in Public Administration. He joined the Indian Forest Service (IFS) in the year 1986 and after 31 years of distinguished service superannuated as Principal Secretary, Department of Culture, Government of Sikkim in the year 2017. He also served as Deputy Advisor, Deputy Secretary, Director and Joint Secretary under various ministries of Government of India such as Rural Development, Statistics and Programme Implementation and AYUSH. He has vast experience in Administration and vigilance matters. He served as Resident Commissioner, Government of Sikkim from 2006-2008 in New Delhi. He also served as Secretary, Rural Development Department, Government of Sikkim from 2008-2012, during this period he supervised and monitored various large-scale infrastructure projects such as roads, housing, water supply, sanitation and poverty alleviation programmes and schemes.

He was appointed as Joint Secretary, Ministry of AYUSH, Government of India in the year 2012 and served in the ministry till 2017. During his tenure he played a key role in the growth and development of Traditional Systems of Indian Medicines both in India and abroad. During this time, he also served on the Board of Indian Medicine Pharmaceutical Corporation Ltd. (IMPCL). Presently he is serving as an Independent Director on the Board of Eastern Coalfields Limited w.e.f. 10.07.2019.

**Shri Jaiprakash Gupta (58)** took over the charge of Director (Technical) Project & Planning of Eastern Coalfields Limited on 18.06.2018.

Shri Gupta, a 1983 graduate, B. Tech in Mining Engineering from Banaras Hindu University (BHU/IIT) joined South Eastern Coalfields Limited (SECL) as Junior Executive Trainee. He served nearly 23 years in SECL in different post and was then transferred to Bharat Coking Coal Limited (BCCL) as Chief Manager (Mining) in the year 2006. He served in BCCL for 12 years as Project Officer and General Manager in different Areas.

He was awarded with Engineering and Technology award in the year 1998 from Council of Scientific and Industrial Research for developing cable bolt support system in thick seam working. For this development he was also honoured in SECL. As Project Officer he had deployed continuous miner in NCPH Colliery of Chirimiri, SECL in R-V virgin seam successfully completing all major development activities in scheduled time enhancing mine capacity to more than 1 MT from underground. The first pilot project on Ecological Restoration at Tetulmari, Project of Sijua Area, BCCL led by Shri Gupta was taken up under the technical guidance of Forest Research Institute, Dehradun. The project has won first prize on CIL Foundation Day in 2014. Shri Gupta has keen interest in CSR activities. Under his leadership and technical support by Government of Jharkhand, more than 50 ladies of Garadia, Mahulidih village got training on handloom weaving and cloth manufacturing which are taken by Jharcraft, a firm of Jharkhand Government giving some remuneration.

Under his able guidance, stage-II Forest Clearance of Hura 'C' OCP & Chitra East OCP was granted by MoEF on 21.05.2019. Also, the Environmental Clearance of Rajmahal Expansion Project from 17 MTY to 23.80 MTY was granted on 22.03.2020. These projects will contribute in future for enhancement of ECL's production.

Under his dynamic leadership, Bankola Area achieved highest ever one day production on 12<sup>th</sup> March, 2021, and Jhanjra Area achieved highest ever one day production on 1<sup>st</sup> April, 2020. Also, highest ever annual production was achieved by both



Jhanjra Area & Bankola Area in the year 2020-21. Apart from that, with his inspiration, Sonepur Bazari Area achieved highest ever one day OB Removal on 29<sup>th</sup> August, 2020, as well as highest ever annual OB Removal in 2020-21 with 10.38% growth. With the able guidance of Shri Gupta, under First Mile Connectivity (FMC) programme, a new Railway Siding at Sonepur Bazari Area has been operationalized.

He had visited China in the year 2011 on Advance Management programme. He has vast experience both in underground mechanization and opencast mining.

**Shri B. Veera Reddy (57) (DIN-08679590)** is Director (Technical) Operations of Eastern Coalfields Limited w.e.f. 01.01.2020. He completed his B. Tech (Mining) and M. Tech (Mine planning) in the year 1986 and 2000 respectively with distinction from Kothagudem School of Mines (KSM), Osmania University (OU). He obtained First Class Certificate of Competency in the year 1990. He is also pursuing PhD on the topic “Impact of geo technical factors affecting the strata behavior of longwall panels of Godavari valley coalfields- a case study” at IIT(ISM), Dhanbad.

He joined Singareni Collieries Company Limited (SCCL) in the year 1987 and worked in various capacities in prestigious mechanized underground and opencast mines and in corporate project planning of SCCL. He is having about 34 years of experience in coal mining, planning, procurement, operation and grounding of green field projects. He was the Project Officer, later worked as General Manager of the prestigious Adriyala Longwall Project (automated high capacity Longwall), SCCL before joining ECL as Director (Technical). This project with so many first time technologies has been successfully grounded for the first time in India in 2014 and about 2.06 Million Tonne of coal has been produced in the year 2019-20.

Shri Reddy received the best officer award in the year 2001 and best Singarenian award (highest order) for the year 2007 in SCCL. He took training in different countries like UK & France (1994), Australia (2005 & 2016), China (2009), Poland (2010), Czech Republic (2010), Austria (2010), Spain (2010), Germany (2010, 2012 & 2013) and Canada, PDAC (2020) on management of highly productive mines. He has also attended internal trainings at IIM-Ahmedabad and other management institutes.

He has also authored about 30 technical papers which were published/presented in national and international conferences/journals/seminars/workshops (Australia-2005, USA-2017, China-2018). Shri Reddy is also a member of various professional bodies like Mining Engineers Association of India (MEAI), Institution of Engineers (IE) & Indian Society for Rock Mechanics and Tunneling (ISRMT).

**Shri Gautam Chandra De (59) (DIN-08725907)** has assumed the charge of Director (Finance) of Eastern Coalfields Limited on 3<sup>rd</sup> March, 2020. Prior to that he worked as General Manager (Finance) of Bharat Coking Coal Limited from 02.03.2019. He is a commerce graduate from University of Calcutta and also a member of the Institute of Chartered Accountants of India. Shri Gautam Chandra De has wide experience of over 32 years and has served the Coal Industry in different capacities.

Shri De joined Bharat Coking Coal Limited in January, 1989. During his professional career, Shri De worked in close association with Systems Department and introduced hassle free effective control measure in Rail and Road sale, contractual transportation, Income Tax calculation of employees etc. to save time and cost in generating various financial output through system. He was also instrumental in restatement of five years accounts of BCCL for incorporation in Financial Statement in Red Herring Prospectus of Coal India Limited at the time of IPO/listing in November, 2010. Shri De has also functioned as Finance In-Charge of Vikramshila Area having four new coal blocks at Jharkhand and Bihar. He has also been involved in financial scrutiny of mine closure plan in compliance with mine closure guidelines issued by Ministry of Coal, Government of India in close co-ordination with CMPDIL and took a vital role for implementation of MCP in BCCL.

**Shri Utpal Kanti Bal (58)** is an IRTS officer of 1988 Batch. He is B. Tech in Electronics and Telecommunication Engineering from IIT, Kharagpur. Before joining Railways, he has worked in Oil and Natural Gas Commission. Shri Bal is a Permanent Invitee on the Board of Eastern Coalfields Limited.

In Railways, he has worked in different important posts and has got vast knowledge in Railway Operations. He has worked as Chief Freight Transportation Manager/N.F. Rly/Maligaon, Chief Transportation Planning Manager/ER, Addl. Divisional Railway Manager/Sealdah/ER, Sr. Deputy General Manager/ER. Prior to joining as PCOM/ER he was posted as PCOM/S.E.C. Rly/Bilaspur which is the highest freight loading zone of Indian Railways. He has undergone training at Singapore and Malaysia on Management.



## BOARDS' REPORT

To

**The Members,  
Eastern Coalfields Limited  
Ladies and Gentlemen,**

I, on behalf of the Board of Directors, have pleasure in presenting the 46<sup>th</sup> Annual Report on the working of your Company together with Audited Accounts for the year ended 31<sup>st</sup> March, 2021, report of the Statutory Auditors, Secretarial Auditors and Management's reply thereon as well as the comments of the Comptroller and Auditor General of India on the audited accounts.

### Special Achievements:

- a. Jhanjra Project Colliery produced 3.564 MT coal during the F.Y. 2020-21 which is highest ever production from any underground mine of the country and it is highest since inception of the Project.
- b. ECL achieved target for underground coal production and continued to register positive growth for last consecutive nine years in a row.
- c. In spite of COVID restrictions, the sales realization during the month of March, 2021 of ₹ 3151.19 Crores is the highest ever sales realization in a month since inception of the Company.
- d. ECL achieved OB removal of 6.04 L. Cum. on 30.03.2021 which is the highest ever OB removal on a single day since inception.
- e. Rigorous monitoring and vigil to curb avoidable expenditures has resulted in reduction of underloading charges incurred by ECL during F.Y. 2020-21 by about ₹ 6.92 Crore as compared to the F.Y. 2019-20.
- f. During F.Y. 2020-21, demand from power houses had nosedived. In order to maintain coal dispatches, focus was shifted to Non-Regulated Sector customers through various e-auction schemes. As a result, ECL achieved the highest dispatch of 4.65 MT through e-auction for non-power customers. This is growth by about 84% over F.Y. 2019-20 (2.53 MT).
- g. Under Import substitution, ECL has despatched 2.75 MT in F.Y. 2020-21 against 1.10 MT in F.Y. 2019-20 i.e. growth of 150% over last year.
- h. Newly constructed Railway Siding at Sonepur Bazari Project has been commissioned on 19.03.2021.
- a. In connection with First Mile Connectivity (FMC) Projects, Work Orders in respect of Rajmahal CHP (10 MTY) and Jhanjra CHP (5 MTY) were issued on 28.12.2020.
- b. In case of Jhanjra CHP, LOA was issued within a record time of 32 days from the date of tender opening.
- c. Long pending commissioning of Standard Height Continuous Miner at Khottadih UG Mine, Pandaveswar Area due to travel restrictions of Chinese personnel of the global agency awarded with the job due to COVID was completed in March, 2021 with the help of expertise available in the country.
- d. A Memorandum of Agreement was signed on 08.05.2020 between ECL and CMPDIL in which CMPDIL has been assigned as Project Implementation Agency for extraction of Coal Bed Methane (CBM) from Raniganj field of ECL for 30 years. This is a milestone achievement of ECL and it has brought ECL in the global CBM map.
- e. A project for Surface Coal Gasification with coal sourcing from Sonepur Bazari OCP has been conceived in ECL. M/s. PDIL has been entrusted as Consultant for "preparation of Pre-Feasibility Study and preparation of PFR for Surface Coal Gasification for multiple technology options" in June, 2020.
- f. Extraction of sand from the riverbeds for sand stowing in the underground mines results in depletion of the riverbed and its eco system. In order to preserve the sand of the riverbed, a new initiative has been explored for use of processed overburden to fill the voids in underground mines to convert waste to wealth by setting up OB Processing Plant in ECL.



- g. Infrastructure for digital payment of salary/wages at HQ has been built to implement the Government Policy on digital payment under 'DIGIDHAN YOJNA'.
- h. POS payment systems have been installed at HQ, Areas and establishments of the Company for cashless transaction under 'DIGITAL INDIA' initiative of Government of India.
- i. Eastern Coalfields Limited has obtained "EXCELLENT" grading in Corporate Governance for 2019-20 as published on 2<sup>nd</sup> December, 2020 by Department of Public Enterprises, Government of India.

## 1.0 PRODUCTION:

**1.1 Production performance of the Company in 2020-21 against the target as well as compared to last year was as under:**

Particulars	Unit	2020-21			2019-20	Growth Over Last year	
		Target	Actual	Achieved (%)	Actual	Absolute	%
<b>Production:</b>		9.300	9.309	100.090	9.206	0.103	1.118
i) Raw Coal -UG		42.700	35.695	83.595	41.195	-5.500	-13.351
-OC							
Total	M. Te.	52.000	45.004	86.546	50.401	-5.397	-10.708
ii) Coking Coal		0.000	0.000	0.000			0.000
- Blendable		0.015	0.015	100.000	0.000	0.000	-42.307
- Others		51.985	44.989	86.542	0.026	-0.011	-10.694
iii) Non-Coking					50.376	-5.387	
<b>2. O.B. Removal</b>	M CuM	160.00	139.585	87.240	140.455	-0.870	-0.619
<b>3. Productivity (OMS)</b>	Tonnes						
-Underground		0.855	0.852	99.720	0.824	0.028	3.398
- Opencast		18.031	15.374	85.264	17.358	-1.984	-11.430
- Overall		3.925	3.397	86.548	3.722	-0.325	-8.732



Signing of MoU between Coal India Ltd. and Eastern Coalfields Ltd. for 2020-21

**1.2 Constraints in Coal Production:**

Sl. No.	Reason for loss in production	Quantity (MT)
1.	Land acquisition / Forestry Clearance	2.898
2.	Shortage of bulk explosive	1.500
3.	Water logging due to excessive rainfall	1.251
4.	Amphan cyclone effect	0.189
5.	IR Problem / Strike	0.170
6.	Lockdown restrictions due to Covid	0.100
7.	Others	0.888
<b>Total</b>		<b>6.996</b>

**1.3 System Capacity Utilisation:**

(Figures in %)

Particulars	2020-21			2019-20
	Target	Actual	Achieved (%)	Actual
a) UG	94.397	94.486	100.094	92.013
b) OC (Dept.) Excv.	87.917	80.486	91.548	64.568
c) OC (Hired) Excv.	100.000	84.034	84.034	93.658
d) OC (Dept.+ Hired) Excv.	97.460	84.036	86.226	86.760
e) Total [UG+OC(D)]	88.782	82.354	92.760	67.973
f) Overall (UG+OC) (Hired + Dept.)	97.364	84.364	86.648	87.891

**1.4 Status of achievement of MOU Target for the year 2020-21:**

Sl. No.	Performance Criteria	Unit in Measurement	Target for the year	Achievement
1.	Coal Production	MT	52.00	45.004
2.	% improvement in equipment Capacity Utilisation of OC Mines (Departmental) over the previous year	%	7.15	22.00
3.	% improvement in equipment Capacity Utilisation of UG Mines (Departmental) over the previous year	%	4.90	2.69
4.	Overburden removal (OBR)	M. Cum.	160.00	140.455

**2.0 FINANCIAL RESULTS:**

**2.1** Gross sales turnover for the year ending 31<sup>st</sup> March, 2021 was ₹ 14,821.26 Crore compared to ₹ 18,192.36 Crore in the previous year resulting in decrease of 18.53% over previous year. During the financial year 2020-21, the company had made a pre-tax total comprehensive income of (-) ₹ 1,141.74 Crore and a post-tax total comprehensive income of (-) ₹ 994.06 Crore compared to last year's pre-tax total comprehensive income of ₹ 1,283.15 Crore and post-tax total comprehensive income of ₹ 834.37 Crore. Details were as under:

(₹ in Crore)

Particulars	2020-21	2019-20
Profit(+)/Loss(-) after charging all expenses but before PRP/ Executive Superannuation benefit, interest, depreciation, Impairment, OBR, prior period adjustment.	42.72	2643.43
Less: Impact of PRP/Executive Superannuation Benefit	80.61	125.91
Less: Actuarial provision	414.93	334.89
Less: Finance Cost	193.80	178.21
Less: Depreciation/Impairment	493.85	434.35
Less: OBR Adjustment	1.27	286.92
Total Comprehensive Income for the year after charging interest and Depreciation, impairment and OBR Adjustment.	-1141.74	1283.15
Cash Profit	-49.77	2572.41
Total Comprehensive Income after Tax	-994.06	834.37

**2.2 Capital Expenditure:**

Total Capital Expenditure during the financial year 2020-21 was ₹ 1,025.87 Crore (excluding exchange fluctuation) against the Capital Expenditure of ₹ 894.68 Crore during 2019-20.

**2.3 Capital Structure:**

(₹ in Crore)

Particulars	2020-21	2019-20
<b>A. SHARE CAPITAL:</b>		
i) Authorized Share Capital (2,50,00,000 Eq. shares of ₹ 1000 each and 2,10,00,000 Preference Shares of ₹ 1000 each).	4600.00	4600.00
ii) Paid up Equity Share Capital (2,21,84,500 shares of ₹ 1000 each)	2218.45	2218.45
iii) Other Equity (Equity portion of Paid up 6% Non-convertible, cumulative, redeemable Preference Shares, fully paid up (20509700 shares of ₹ 1000 each))	855.61	855.61
<b>B. LOAN FUNDS:</b>		
i. Export Development Corporation, Canada	160.04	171.98
ii. Liability component of Compound Financial Instrument (6% Pref. Share)	1938.59	1794.99

**2.4 Repayment of Foreign Loan:**

(₹ in Crore)

Particulars	2020-21	2019-20
Repayment of foreign loan through CIL.	6.98	6.61

**2.5 Payment/Adjustment of Royalty, Cess, Goods & Service Tax etc. during the year:**

(₹ in Crore)

Particulars	2020-21				2019-20			
	West Bengal	Jharkhand	Central	Total	West Bengal	Jharkhand	Central	Total
i) GST in respect of West Bengal								
a. IGST	-	-	115.91	115.91	-	-	161.66	161.66
b. CGST	-	-	20.11	20.11	-	-	26.48	26.48
c. SGST	20.11	-	-	20.11	23.06	-	-	23.06
d. Compensation Cess	-	-	1,003.94	1,003.94	-	-	1,157.69	1,157.69



Particulars	2020-21				2019-20			
	West Bengal	Jharkhand	Central	Total	West Bengal	Jharkhand	Central	Total
ii) In respect of Jharkhand								
a. IGST	-	-	0.03	0.03	-	-	0.03	0.03
b. CGST	-	-	58.58	58.58	-	-	72.37	72.37
c. SGST	-	58.58	-	58.58	-	72.37	-	72.37
d. Compensation Cess	-	-	670.42	670.42	-	-	835.68	835.68
iii) Royalty, NMET, DMF on Coal	20.79	422.20	-	442.99	23.03	644.81	-	667.84
iv) RE & PE Cess	1,983.85	-	-	1,983.85	1,767.72	-	-	1,767.72
v) AMBH Cess	2.29	-	-	2.29	2.23	-	-	2.23
vi) PW & Road Cess	5.43	-	-	5.43	-	-	-	-
vii) Sales Tax (VAT/CST)	-	2.80	-	2.80	0.29	4.83	-	5.12
viii) Stowing Excise Duty	-	-	-	-	-	-	-	-
ix) Clean Energy Cess	-	-	-	-	-	-	-	-
x) Excise Duty on Coal	-	-	-	-	-	-	10.41	10.41
xi) Entry Tax	-	-	-	-	-	-	-	-
xii) Management Fees	-	2.16	-	2.16	-	1.57	-	1.57
xiii) Bazaar Fees	-	4.42	-	4.42	-	36.67	-	36.67
xiv) Covid Cess	-	6.52	-	6.52	-	-	-	-
xv) Transit Permit Fee	-	0.25	-	0.25	-	-	-	-
<b>TOTAL</b>	<b>2,032.47</b>	<b>496.93</b>	<b>1,868.99</b>	<b>4,398.39</b>	<b>1,816.33</b>	<b>760.25</b>	<b>2,264.32</b>	<b>4,840.90</b>

**2.6 Directors' Responsibility Statement:**

Pursuant to sub-section (5) of Section 134 of the Companies Act, 2013, the Board of Directors of the Company hereby state and confirm that:

- a. in the preparation of the annual accounts for the year ended 31<sup>st</sup> March, 2021, all the applicable Indian Accounting Standards were followed with proper explanation relating to material departures;
- b. the Directors had selected such accounting policies and applied them consistently and made judgments and estimates that are reasonable and prudent so as to give a true and fair view of the state of affairs of the company at the end of the financial year and of the Profit/Loss of the company for that period;
- c. the Directors had taken proper and sufficient care for the maintenance of adequate accounting records in accordance with the provision of the Companies Act, 2013 for safeguarding the assets of the company and for preventing and detecting fraud and other irregularities;
- d. the Directors had prepared the annual accounts on a going concern basis;
- e. the Directors had laid down internal financial controls to be followed by the company and that such internal financial controls are adequate and were operating effectively and
- f. the Directors had devised proper systems to ensure compliance with the provisions of all applicable laws and that such systems were adequate and operating effectively.

**3.0 PLANNING:**

**3.1 Command Areas of Operations:**

There are 14 numbers of operating Areas with 80 numbers of working mines, 48 Underground mines, 22 opencast mines and 8 mixed mines.



3.2 Research and Development Projects:

Detailed status of implementation of ongoing R&D projects funded under R&D grant of CIL is given in Annexure-I.

3.3 S&T Projects:

Detailed status of implementation of ongoing S&T Research projects funded under S&T grant of MoC is given in Annexure-II.

3.4 Modernization of Underground Mines:

In order to increase the level of modernization and mechanization in underground mines, intermediate technology deploying LHD/SDL was introduced in 57 nos. of mines of ECL till 2020-21. As on 31.03.2021, 237 nos. of SDLs, 39 nos. of LHDs and 137 nos. of UDMs were on roll (inclusive initial Survey-off equipment) in different underground mines of ECL. During 2020-21, production achieved from SDLs was 3.927 MT, from LHDs was 0.987 MT and from 2 nos Road Header (Part of Longwall Package) is 0.076 MT.

“Mass Production Technology” by deploying Continuous Miner combined with Shuttle Car (7 sets) has been deployed at Jhanjra, Sarpi, Kumardih-B UG and Khottadih UG projects and is running successfully. The production achieved during 2020-21 from 4 Nos. of Standard Height Continuous Miner and 3 nos. Low height Continuous Miner was 3.319 MT. In Jhanjra, Longwall technology is running successfully since August, 2016 & production during 2020-21 was 0.999 MT (Excluding Road Header). Overall underground coal production increased from 9.206 MT in 2019-20 to 9.308 MT in 2020-21 registering growth of 1.11%.

In addition to above the following steps are being taken for diversification / modernization:

- a. **Coal Bed Methane (CBM):** Project Feasibility Report (PFR) has been formulated and approved by ECL Board administratively under MDO concept on 22.09.2018 covering lease hold area of Satgram, Kunustoria & Sripur Area. CMPDIL was awarded to work as Project Implementing Agency (PIA) for CBM on 08.05.2020. CMPDIL prepared revised Notice Inviting Offer and Model Revenue Sharing Contract considering Directorate General of Hydrocarbon under MoP&NG’s suggestions and sent the same to CIL for approval.
- b. **Surface Coal Gasification (SCG):** ECL Board in its 329<sup>th</sup> meeting held on 21.05.2020 approved for engaging M/s. PDIL as a consultant for “Pre-Feasibility Study and preparation of PFR for Surface Coal Gasification for multiple technology options”. M/s. PDIL submitted the draft PFR on 30.11.2020. The draft PFR was peer reviewed by M/s. Deloitte and submitted the report on 23.04.2021. ECL Board in its 338<sup>th</sup> meeting approved the Memorandum of Agreement (MoA) for appointment of CMPDIL as Project Implementing Agency (PIA) for the SCG Project at ECL on 14.05.2021. Subsequently, MoA was signed between ECL and CMPDIL for appointment of CMPDIL as PIA for the SCG Project at ECL on 18.05.2021 and work order was issued on 11.06.2021. M/s PDIL submitted the Revised PFR on 01.06.2021 which is under finalization.
- c. **Highwall Mining:** The Highwall Mining is proposed to be introduced in Nimcha and Sripur Colliery. Contract agreement has been signed on 25.07.2018 for introduction of Highwall Mining Technology.
- d. **Man Riding System:** During the Financial year 2020-21, there are total ten nos of mines where Man Riding Systems are in operation viz. Jhanjra (3 nos., Free Steered Vehicle); Parasea, Nimcha, Bansra, Shyamsundarpur & Chinakuri Mine III (Chairlift system in each mine) and Chinakuri Mine-I (2 nos. Battery locomotive). During 2021-22, Man Riding Systems are expected to be commissioned in two mines viz. Nimcha & Bansra, respectively (2<sup>nd</sup> set Chairlift System in each mine).

3.5 Steps taken to improve underground coal production:

Considering the various operational constraints, liquidation of upper seam, delay in availability of land for caving etc. actions have been taken to improve underground production mainly by introduction of Mass Production Technology deploying Continuous Miner with Shuttle Car in more number of underground mines in coming years like Khottadih-B, Jhanjra, Tilaboni, Siduli, Parasea-Belbaid apart from gradual phasing out of manual operations with the intermediate technology. Action has been taken to introduce more UDMs keeping in view of shortage of Drilling gang due to superannuation and the dual purpose of availability of more coal at face and supporting as well.

**3.6 Details of Projects Formulation during the year 2020-21:**

Sl. No.	Name of Project	Capacity (MTY)	Estimated additional Capital (₹ in Crore)			
			Deptt	Part OS	OS	MDO
1.	Bonjemehari OCP	1.00	908.37	672.95	570.12	-
2.	Itapara OCP	3.50	2046.05	-	1318.39	1864.61
3.	Chuperbhita OCP	4.00	2619.68	-	1881.72	2508.29
4.	Sonepur Bazari Expansion OCP	12.00	8536.26	5365.88	-	-

**3.7 Details of Projects Approval & Recommendation of Board of Directors of ECL for seeking approval of CIL Board during the year 2020-21:**

Sl. No.	Name of the Project	Capacity (MTY)	Approved Capital Investment (₹ in Crore)	Date of Approval
1.	Mohanpur Expansion PH-II	2.50	888.99	03.08.2020

**3.8 Final approval of Projects by the Board of Directors of CIL during the year 2020-21:**

Sl. No.	Name of the Project	Capacity (MTY)	Approved Capital Investment (₹ in Crore)	Date of Approval
1.	Shyamsundarpur UG (including Sarpi Unit)	1.59	483.65	16.04.2020
2.	Expansion Project Report of Jhanjra UGP	Nominal Capacity- 5.0 Peak Capacity - 5.80	1210.12	16.04.2020
3.	Mohanpur Expansion PH-II	2.50	888.99	11.11.2020

**3.9 OC Patches approved by ECL Board:**

Sl. No.	Area	Name of OC Patches & Grade	Minable Reserve		Average Stripping Ratio	Peak Period (LTY)	Life of Mine (Years)	Date of approval
			Coal (L. Te.)	OB (L. Cum.)				
1.	Mugma	Badjna, G-5	5.67	34.42	7.08	3.05	2	10.06.2020
2.	Kenda	C L Jambad, G-4	16.90	117.30	6.94	4.00	5	10.06.2020
3.	Kajora	Jambad Extension, G-5	8.22	45.04	5.48	5.00	1.5	04.12.2020



Visit of Shri Pramod Agrawal, Chairman, CIL to ECL for foundation stone laying of CHP at Jhanjra Area, accompanied by Shri P.S. Mishra, CMD, ECL.

### 3.10 Capital Projects/Schemes:

- i) **No. of New Project (Greenfield):** 1 no. (Hura-C OCP)
- ii) **Expansion/Revision/Foreclosure of Projects:** 13 nos. (Jhanjra Expansion UG, Khottadih Expansion OCP, Khottadih CM, Kumardih-B CM, Mohanpur Expansion OCP, New Kenda OCP, Sonepur-Bazari Combined OCP, Chitra East OCP, Siduli Mix, Nakrakonda-Kumardih B OCP, Tilaboni UG, Parasea-Belbaid UG and Shyamsundarpur including Sarpi UG)
- iii) **Others:** 4 nos. (Nabakajora-Madhabpur UG, Narainkuri UG, Bankola R-VI and Khandra NKJ, which are under recast)
- iv) **Total:** 18 nos.

### 3.11 New Initiatives and Future Programme:

- a. **Technological up-gradation and Modernization of existing UG mines:** 23 nos. of UG Mines were undertaken for study of enhancement of production by Consortium of M/s. ISM, M/s. SCCL and M/s. PWC. This is as per the MoC/CIL's directive. Report was submitted in January, 2018 and the same was accepted by Coal India Limited. Out of 23, three Project Reports (Siduli Mixed, Tilaboni UG and Parasea-Belbaid UG) were approved and five more Project Reports are under process of formulation/approval.
- b. **Introduction of mass production technology Continuous Miner (CM):** The following mines have been identified for introduction of CM:

Sl. No.	Name of Mine/Project	Capacity (MTY)	Estimated Capital (₹ in Crore)	Status
1.	Khottadih CM UG	0.60	Risk-Gain - 127.17	Coal production started in March, 2021.
2.	Kumardih-B CM UG	1.02	Equipment Hiring - 117.90	One LHCM was commissioned in December, 2019. Tender has been finalised for SHCM (one no.) and LOA was issued on 05.06.2020. Contract agreement was signed on 24.02.2021.
3.	Siduli Mixed	OC: 1.20 UG: 1.63	Equipment Hiring - 535.18	Project Report was approved in May, 2018.
4.	Tilaboni UG	1.86	Equipment Hiring - 916.62	For drivage of Incline, tendering is in progress.
5.	Parasea-Belbaid UG	2.07	Equipment Hiring - 826.42	For drivage of Incline, tendering is in progress.
6.	Shyamsundarpur UG (including Sarpi Unit): 2 nos LHCM (additional)	1.59	Equipment Hiring - 483.65	For drivage of Incline, tendering is in progress.
7.	Expansion Project Report of Jhanjra UGP: 2 nos. LHCM (additional)	5.00	Equipment Hiring - 1210.12	NIT for deployment of 2 nos. of additional LHCM was floated on 06.10.2020. Tender has been finalized and LOA issued in 1 <sup>st</sup> week of April, 2021.
8.	Nabakajora-Madhabpur Mixed	UG: 1.32 OC: 0.80	Risk-Gain - 984.11 Equipment Hiring - 636.27	Project Report is under recast for incorporating new guidelines of Mine Closure Plan.

### c. Foreign collaboration/Technology Absorption-Adaptation and innovation:

- i) **Introduction of Continuous Miner at Kumardih-B UG Mine:** One set of Low Height Continuous Miner (LHCM) was commissioned during 2019-20 by M/s. JMS Mining Pvt. Ltd. in collaboration with M/s. Joy Global, UK. Tender was finalized for one no Standard Height Continuous Miner (SHCM) and Letter of Acceptance (LOA) was issued on 05.06.2020. Contract agreement was signed on 24.02.2021 with M/s. Gainwell Commosales Pvt. Ltd.
- ii) **Introduction of one number of Continuous Miner at Khottadih UG Mine:** One set of SHCM was commissioned during 2020-21 by M/s. CMATL-SXTD-CMML (China).
- iii) **Introduction of additional two nos. Low Height Continuous Miner at Jhanjra:** NIT was floated on 06.10.2020 and Part-I & Part-II of the tender were opened on 30.12.2020 & 03.03.2021 respectively. Tender Committee Recommendation is under process of approval.
- iv) Powered Support Longwall Panel at Jhanjra R-VI Seam is running successfully and produced 0.999 MT coal during 2020-21.



**3.12 Status of achievement of MOU Target with respect to major milestone activities of On-going Projects for the year 2020-21:**

**Details of MoSPI monitored On-going Projects of costing more than ₹ 150 Crore:**

Sl.No.	Name of Project	Milestones	Timeline for completion	Status of achievement
1.	Sonepur Bazari Combination OCP (Capacity: 8.00 MTY, Sanctioned Capital: ₹ 1,055.05 Crore)	Construction of CHP (12 MTY)	March, 2021	<b>Not achieved.</b> Construction is in progress.
2.	Hura-C OCP (Capacity: 3.00 MTY, Sanctioned Capital: ₹ 359.69 Crore)	Possession of 20 Acre of Tenancy Land	March, 2021	<b>Achieved.</b> Land possessed 25.07 Ha during 2020-21.
3.	Chitra East OCP (Capacity: 2.50 MTY, Sanctioned Capital: ₹ 513.99 Crore)	Shifting of Khoon Village (30 PAFs)	March, 2021	<b>Not achieved.</b> Due to resistance of villagers.
4.	Siduli OC & UG (Capacity: OC: 1.20 & UG: 1.63 MTY Sanctioned Capital: ₹ 535.18 Crore)	Approval of estimate for shifting of HT Overhead line	March, 2021	<b>Achieved.</b> Approved and Work Order was issued on 21.12.2020.
5.	Jhanjra Expansion UG (Capacity: 5.00 MTY, Sanctioned Capital: ₹ 1,210.12 Crore)	Construction of workshop	March, 2021	<b>Not achieved.</b> Construction is in progress and expected to be completed in August, 2021
6.	Nakrakonda Kumardihi-B OCP (Capacity: 3.00 MTY, Sanctioned Capital: ₹ 502.68 Crore)	Floating of tender for HEMM procurement	March, 2021	<b>Achieved.</b> Tender for procurement of HEMM for coal production was floated in September, 2020.
7.	Tilaboni UG (Capacity: 1.86 MTY, Sanctioned Capital: ₹ 916.62 Crore)	Floating of tender for drivage of a pair of inclines	March, 2021	<b>Achieved.</b> Tender was floated for Incline drivage (2 nos.) at Mine No. 1 on 15 <sup>th</sup> December, 2020.
8.	Parasea-Belbaid (Capacity: 2.07 MTY, Sanctioned Capital: ₹ 826.42 Crore)	Floating of tender for construction of approach road to proposed site of incline no 1 & 2	March, 2021	<b>Achieved.</b> Tender was floated on 28.05.2020 and Work Order was issued on 03.08.2020.

**3.13 Major activities other than MOU milestones for the year 2020-21**

Sl. No.	Name of Project	Activities/Milestones	Target for the year	Achievement
1.	Sonepur-Bazari Expansion OCP	Possession of 67 Ha land	March, 2021	Possessed 34.23 Ha during 2020-21.
		Construction of CHP	March, 2021	Overall physical progress is 95% and commissioning is expected in June, 2021.
2.	Jhanjra Combined UGP	Possession of 25 Ha Tenancy Land	March, 2021	<b>Completed.</b> Possessed 26.12 Ha land during 2020-21.
		Finalisation of tender for two nos. of LHCM	March, 2021	<b>Completed.</b> NIT for deployment of 2 nos. additional LHCM floated on 06.10.2020. Tender was finalized and LOA issued on 1 <sup>st</sup> week of April, 2021.

Sl. No.	Name of Project	Activities/Milestones	Target for the year	Achievement
3.	Kumardih-B CM UG	Finalization of tender for 2 <sup>nd</sup> set of Continuous Miner	March, 2021	<b>Achieved.</b> LOA issued on 05.06.2020 and Contract Agreement was signed on 24.02.2021 with M/s. Gainwell Commosales Pvt. Ltd.
4.	Hura-C OCP	Possession of 25 Ha Tenancy Land	March, 2021	<b>Achieved.</b> Land possessed 25.07 Ha.
5.	Chitra East OCP	Gazette Notification u/s 7 of CBA (A&D) Act, 1957 for 174.44 Ha land	March, 2021	<b>Achieved.</b> Possession of 174.44 Ha (including 124.89 Ha of Tenancy Land) was applied under CBA (A&D) Act, 1957. Notified under Section 4(1) of CBA Act on 30.06.2020 and notified u/s 7(i) on 18.12.2020.
6.	Khottadih Expansion OCP	Shifting of 60 PAFs (Bouripara of Billpahari village)	March, 2021	<b>Achieved.</b> 69 PAFs were shifted.
7.	Tilaboni UG	Gazette Notification u/s 7 of CBA (A&D) Act for 422.00 Ha of land	March, 2021	<b>Achieved.</b> Under Section 7(1) of CBA (A&D) Act, 1957 issued by Ministry of Coal on 12.02.2021.

### 3.14 Status of achievement of MOU Target for the year 2020-21:

Sl. No.	Performance Criteria	Unit in Measurement	Target for the year	Achievement
1.	CAPEX (₹ in Crore)	₹ Crore	1200.00	1025.87
2.	Percentages of value of CAPEX contracts / projects running / completed during the year without time / cost overrun to total value of CAPEX contracts running / completed during the year	%	100	53.05

3.15 Project Monitoring & status of Implementation is given in **Annexure - III**.

## 4.0 MANAGEMENT'S DISCUSSION AND ANALYSIS REPORT:

Management's Discussion and Analysis Report is presented in a separate section forming part of the Director's Report (**ANNEXURE-IV**).

## 5.0 COAL MARKETING:

### 5.1 Demand vis-a-vis off-take:

Actual off-take of coal in 2020-21 was 42.04 million tonne against the demand of 52.00 million tonne i.e. demand satisfaction of 81%. Sector-wise demand and off-take during the year 2020-21 compared to 2019-20 is as follows:

(Figures in Million Tonne)

Sector	Off-take 2020-21			Off-take 2019-20		
	Demand	Actual	% Satisfaction	Demand	Actual	% Satisfaction
Power	43.743	36.170	83	45.885	45.334	99
Cement	0.107	0.093	87	0.100	0.076	76
CPP (ORS)	0.500	0.193	39	0.610	0.296	49
CPP (Steel)	0.490	0.312	64	0.490	0.368	75
Steel (Blend)	-	-	-	-	-	-
Sponge Iron	0.459	0.340	74	0.472	0.282	60



Sector	Off-take 2020-21			Off-take 2019-20		
	Demand	Actual	% Satisfaction	Demand	Actual	% Satisfaction
Export	-	-	-	-	-	-
LOCO	-	-	-	-	0.001	-
Defence	-	-	-	-	-	-
Colly. Cons.	0.180	0.177	98	0.180	0.181	101
Others	6.521	4.755	73	5.763	2.778	48
<b>Total</b>	<b>52.000</b>	<b>42.040</b>	<b>81</b>	<b>53.500</b>	<b>49.316</b>	<b>92</b>

**5.2 Average loading of Wagons per day:**

Field-wise average loading of wagons for the year 2020-21 compared to previous year is as follows:

(Figures in Box/Day)

Field	Loading of wagons			
	2020-21		2019-20	
	Target	Actual	Target	Actual
Raniganj	1045	810	1106	984
Mugma/Salanpur	267	242	348	281
Adra	12	11	12	14
Pirpainti	-	-	-	-
Rajmahal (Wharf Wall)	188	129	171	163
<b>Total</b>	<b>1512</b>	<b>1192</b>	<b>1637</b>	<b>1442</b>

**5.3 Mode-wise despatch:**

Mode-wise despatch of coal in 2020-21 compared to previous year is as follows:

(Figures in Million Tonnes)

Mode of despatch	2020-21	2019-20
Rail	28.102	32.980
Road	3.005	2.535
Merry-Go-Round (MGR)	10.755	13.620
<b>Total</b>	<b>41.862</b>	<b>49.135</b>

**5.4 Stock of Vendable Coal as on 31<sup>st</sup> March, 2021 is as follows:**

(Figures in Lakh Tonnes)

Field	As on 31.03.2021
Raniganj	17.160
Mugma/Salanpur	8.351
S.P. Mines	2.635
Rajmahal	34.873
<b>Total</b>	<b>63.019</b>

**5.5 Spot 'e' auction forward e-auction:**

Mode	2020-21			2019-20		
	Despatched Qty (in lakh tonne)	Gain over notified price (₹ in Crore)	%age Gain	Despatched Qty (in lakh tonne)	Gain over notified price (₹ in Crore)	%age Gain
<b>Spot e-auction</b>						
Rail	26.180	213.679	24.98	8.127	135.740	51.115

Mode	2020-21			2019-20		
	Despatched Qty (in lakh tonne)	Gain over notified price (₹ in Crore)	%age Gain	Despatched Qty (in lakh tonne)	Gain over notified price (₹ in Crore)	%age Gain
Road	20.361	423.329	66.04	17.171	412.080	73.871
<b>Total</b>	<b>46.541</b>	<b>637.008</b>	<b>42.57</b>	<b>25.298</b>	<b>547.820</b>	<b>66.531</b>
<b>Forward e-auction</b>						
Rail	3.254	14.642	15.00	-	-	-
Road	0.004	-	-	25.595	193.951	24.547
<b>Total</b>	<b>3.258</b>	<b>14.642</b>	<b>14.99</b>	<b>25.595</b>	<b>193.951</b>	<b>24.547</b>
<b>Grand Total</b>	<b>49.799</b>	<b>651.650</b>	<b>40.88</b>	<b>50.893</b>	<b>741.771</b>	<b>45.972</b>

## 5.6 Sales Realisation:

(₹ in Crore)

Particulars	2020-21	2019-20
Sales Realization	14958.26	17009.20

## 6.0 POPULATION OF EQUIPMENT (HEMM):

6.1 Population of Equipment as on 31<sup>st</sup> March, 2021 compared to 31<sup>st</sup> March, 2020:

Equipment	No. of Equipment as on	
	31.03.2021	31.03.2020
Dragline	1	1
Dumper	183	225
Dozer	81	81
Shovel	60	61
Drill	50	50



Seminar on Rail Coal Synergy.

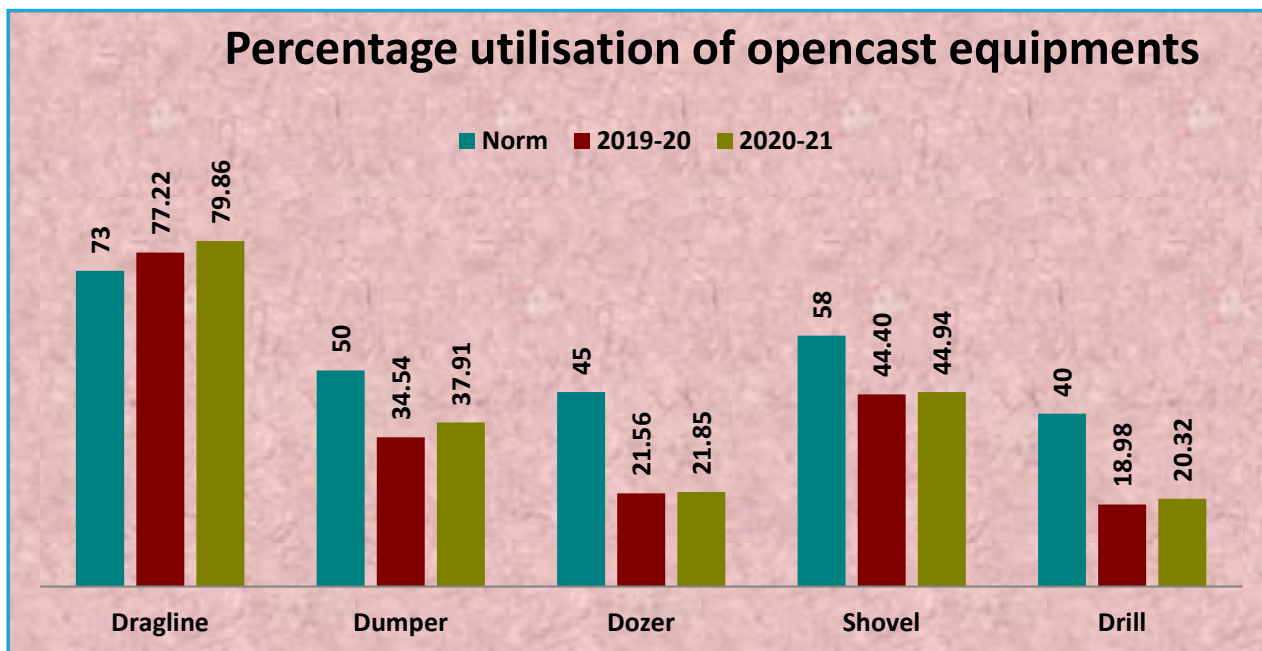


6.2 Percentage availability and utilisation of each type of equipment against CMPDIL norms during the year 2020-21 compared to previous year is as follows:

Equipment	Percentage Availability				Percentage Utilisation			
	CMPDIL Norms	2020-21	2019-20	Variation over last year	CMPDIL Norms	2020-21	2019-20	Variation over last year
Dragline	85	87.77	82.92	4.85	73	79.86	77.22	2.64
Dumper	67	76.02	75.71	0.31	50	37.91	34.54	3.37
Dozer	70	73.59	77.52	-3.93	45	21.85	21.56	0.29
Shovel	80	78.44	81.16	-2.72	58	44.94	44.40	0.54
Drill	78	84.45	85.51	-1.06	40	20.32	18.98	1.34

6.3 Capacity utilisation during 2020-21:

Area	Project	Capacity Utilisation (%)	
		2020-21	2019-20
Kenda	Shankarpur	148	92
Kunustoria	North Searsole	70	55
Salanpur	Bonjemehari	52	59
	Mohanpur	56	99
	Gourangdi	135	72
	Salanpur Area	81	44
Mugma	Rajpura	158	83
	Barmuri	87	62
	Mugma Area	113	63
S.P. Mines	Chitra	101	77
Pandaveswar	Khottadih	92	72
Kajora	Jambad	80	104
Sonepur Bazari	Sonepur Bazari	84	85
Rajmahal	Rajmahal	50	35
<b>Total</b>		<b>82</b>	<b>67</b>



## 7.0 ENERGY CONSERVATION:

### 7.1 Power and Fuel Consumption:

Sl. No.	Particulars	Unit	2020-21	2019-20
<b>I.</b>	<b>ELECTRICITY PURCHASED</b>			
a.	Purchased Units	M.KWH	846.02	824.97
b.	Total amount paid to the supply agencies (Approx.)	₹ in Crore	599.27	599.60
c.	Rate/Unit (Average)	₹/KWH	7.08	7.27
d.	Specific Consumption of Electricity (Approx.)	KWH/Cum	14.13	14.86
<b>II.</b>	<b>OWN GENERATION (Through DG Sets)</b>			
a.	Generated Units	Lakh KWH	7.04	7.17
b.	Unit generated per Ltr. of Diesel Oil	KWH/Ltr.	7.96	8.10
c.	Cost of Generation	₹/KWH	10.88	8.23
<b>III.</b>	<b>DEMAND OF POWER</b>			
a.	Average demand of power	MVA	170.73	162.35
b.	Contract Demand	MVA	198.00	185.50
c.	% Utilisation	%	86.23	87.52

### 7.2 Installation of 1.665 MW Roof Top Solar:

Work Order has been issued to M/s. Acesolar Energy and Power Pvt. Ltd., Kolkata (a Project Company/ SPV of M/s. Acesolar Renewable Energy LLP, Kolkata) on 19.01.2021 for implementation of 250 kWp Roof Top Solar Project at ECL HQ (Project Cost - ₹ 65 Lakh). Letter of Acceptance (LOA) has been issued to M/s. Acesolar Renewable Energy LLP, Kolkata on 18.02.2021 for implementation of 1415 kWp Roof Top Solar Project at 26 different locations of ECL at 11 Areas (Project Cost - ₹ 5.008 Crore). After submission of Performance Bank Guarantee (PBG) on 09.02.2021, site handover-takeover has also been completed by 22.02.2021 and Work Order has been issued on 23.02.2021. Job has commenced from 29.03.2021 and is expected to complete in September, 2021.

### 7.3 Installed capacity of Roof Top Solar Plants & units generated in 2020-21:

Name of Project	Location	Generation kWH
Rooftop Solar Plant, Sodepur	Sodepur Area, ECL	1445
Rooftop Solar Plant, Sodepur	Sodepur VTC, ECL	5124
Rooftop Solar Plant, Jhanjra Area Office	Jhanjra Area Office, ECL	21045
Rooftop Solar Plant at Jhanjra Guest House	Jhanjra Guest House, ECL	38326
Rooftop Solar Plant at J K Ropeway	J K Ropeway, ECL	13784
Rooftop of Solar Plant at Pandaveswar Area Office	Area Office Pandaveswar ECL	16532
Solar Rooftop Project Salanpur	Area Office, Area Store, Area VTC, Agent Office, Salanpur Area, ECL	14631
Solar Rooftop Project at Kenda Area	Kenda Area, ECL	10367
<b>Total</b>		<b>147450</b>



Hydraulic Shovel HS-37 with frontload bucket capacity of 12.2 Cum introduced at Rajmahal



#### 7.4 Energy Conservation & Audit:

Energy Audit has been undertaken departmentally for the following two units of ECL:

- Bonjemehari OCP, Salanpur Area
- Parascole West UG, Kajora Area

The observation and recommendation of the Energy Audit regarding overall 5% Energy Saving by implementing the following measures:

- Improvement of Power Factor (PF) from present PF of 0.88 to 0.98 by installing capacitor bank of 300 kVAR at Parascole West UG, Kajora Area. This will further reduce the maximum demand from present level of 972 kVA to 872 kVA for same active power. This will result in net saving of ₹ 12.6 Lakh per annum from PF rebate and savings in MD charge.
- To implement Energy Efficient light fittings, it has been proposed to install LED tube light, LED lamp and LED Flood Light, LED Street Light etc in place of CFL and HPSV lamp which shall result 30% Energy Savings.
- Pumping Layout re-organized.
- Use of Energy Efficient Motors.
- Use of Super-Efficient BLDC Fan (35 W) in place of conventional Fan (65-80 W) which shall result 50% energy savings.
- Auto time-based street lighting.
- Installation of Maximum Demand Controller and frequent rationalization to optimise excess demand charge.

#### 7.5 Underground Machinery Performance:

Mechanized Production has been increased by 1.78443 Lakh Te in F.Y. 2020-21 in comparison to F.Y. 2019-20 which is 1.97% increase in percentage term. Apart from this, Productivity of SDL has increased by 8.06% in F.Y. 2020-21 in comparison to F.Y. 2019-20 and productivity of LHD has increased by 5.50% in F.Y. 2020-21 in comparison to F.Y. 2019-20.

The detail of Underground Machineries with productivity is given below:

Equipment	2020-21		2019-20	
	On Roll	Productivity (TPD)	On Roll	Productivity (TPD)
SDL	237	67	244	62
LHD	39	115	40	109
Continuous Miner	7	1512	6	1361
Road Header	1	230	2	333
Longwall	1	3995	1	5133

#### 7.6 Performance of CHPs:

As on 31<sup>st</sup> March, 2021, the two Major CHPs at Sonepur Bazari and Rajmahal handled 12.356 MT and two Mini CHP at Shyamsundarpur and Kenda handled 1.20 MT of coal.

#### 7.7 Major achievements during 2020-21:

- Mechanized Production has increased by 1,78,443 Te upto March, 2021 in comparison to March, 2020 i.e. increase by 1.97%.
- Energy consumption of ECL is 8460.21 L.KWH upto March, 2021 as compared to 8249.69 L.KWH upto March, 2020 i.e. increase by 210.52 L.KWH i.e. 2.55%, which is marginally higher than the increased mechanized production of 1.97%.
- Power Cost of ECL is ₹ 599.27 Crore upto March, 2021 as compared to ₹ 599.60 Crore upto March, 2020 i.e. the power cost has decreased by ₹ 33 Lakh.
- Net Gain from Power Factor Rebate is ₹ 13.7503 Crore upto March, 2021 as compared to ₹ 11.3561 Crore upto March, 2020 i.e. increase by 21.08%.
- First Mile Connectivity - Rajmahal CHP (10 MTY):** The scheme for additional CHP at Rajmahal OCP (10 MTY) has been approved by ECL Board and CIL Board. Letter of Acceptance (LOA) was issued to M/s Mecon Ltd., Ranchi on 07.12.2020 and work order issued on 28.12.2020. Thereafter, the agreement was signed on 17.02.2021. Apart from this, work order has been issued to CMPDIL for carrying out the work of "Scrutiny of Design and Drawing to be submitted by Contractor".

- f) **First Mile Connectivity - Jhanjra CHP (5 MTY):** NIT and Tender Document of Jhanjra CHP (5 MTY) has been approved by ECL Board. Letter of Acceptance (LOA) was issued on 07.12.2020 to M/s. Shapoorji Pallonji & Co. Pvt. Ltd. and work order was issued on 28.12.2020. Thereafter, the agreement was signed on 17.02.2021. PERT network submitted by Contractor for CHP approved by CMPDIL. Apart from that, work order was issued to CMPDIL for carrying out the work of "Scrutiny of Design and Drawing to be submitted by Contractor".

### 7.8 Status of achievement of MOU Target for the year 2020-21:

Sl. No.	Performance Criteria	Unit in Measurement	Target for the year	Achievement
1.	Installation and operationalisation of Rooftop/ground mounted 1.571 MW aggregate capacity of Solar Power Plant	Date	01.03.2021	Work order issued on 19.01.2021 for installation of 250 KWP Rooftop solar project at ECL HQ. Further, Work Order issued on 23.03..2021 for implementation of 1415 KWP Roof Top Solar Project at different unit of ECL. Expected Commissioning by September, 2021.

### 8.1 WELFARE AMENITIES:

Sl. No	ITEM	Cumulative Position as on 31.03.2020	Achievement During 2020-21	Cumulative Position as on 31.03.2021
1.	<b>Educational Facilities</b>			
	a) DAV School	06	0	06
	b) i) No. of Schools receiving Recurring Grant-in-aid	162	0	162
	b) ii) Amount of Recurring Grant-in-aid (₹ in Lakh)	6194.01	302.22	6496.23
	c) i) No. of Schools receiving Non-Recurring Grant-in-aid	388	0	388
	c) ii) Amount of Non-Recurring Grant-in- aid ( ₹ in Lakh)	312.04	0	312.04
	d) i) No. of School sanctioned Ad-hoc grant	79	0	79
	d) ii) Amount of ad-hoc grant sanctioned (₹ in Lakh)	69.60	0	69.60
	e) No. of School Buses engaged	156	0	156
	f) i) CIL Scholarship			
	No. of Scholarship & cash awarded	19403	418	19821
	f) ii) Amount sanctioned (₹ in Lakh)	279.99	11.49	291.48
	g) i) CIL scheme for Financial assistance to extend the Tuition Fees & Hostel Charges of the wards of Wage Board Employee studying in the Selected Engineering & Govt. Medical Colleges.			
	g) ii) No. of wards of WBE sanctioned	785	72	857
	g) iii) Amount sanctioned (₹ in Lakh)	247.58	50.79	298.37
2	Games & Sports amount spent (₹in Lakhs)	635.42	0	635.42
3	Social & Cultural activities, amount spent (₹ in Lakh)	90.46	3.00	93.46
4	Canteen	82	0	82
5	<b>Banking Facilities</b> - No. of Bank Branches functioning in the premises of ECL	27	0	27
6	<b>Co - Operative Societies</b>			
	a) Co-operative Credit Societies	74	0	74
	b) Primary Consumer Co-operative Stores	30	0	30
	c) Central Co-operative	04	0	04
	d) Loan & Investment to Co-operative Societies (₹ in Lakh)	63.80	0	63.80

### 8.2 Other Welfare initiatives:

- a. ECL has launched 'Online Portal for CIL Scholarship and Financial Assistance' from 2019-20, first time in Coal India Limited. The company has awarded scholarship to 418 students amounting to ₹ 11,49,720.00 in the financial year 2020-21. Further, financial assistance (reimbursement of Tuition Fees and Hostel Charges) has been given to 72 students amounting to ₹ 50,79,015.00 in the financial year 2020-21.

- b. The company organizes Inter Subsidiary and Inter Area competitions for various games such as Chess, Badminton, Cricket, Hockey, Carrom, Kabaddi, Football, Contract Bridge, Volleyball, Athletics, Table Tennis, Body Building, Power Lifting, Weight Lifting etc.
- c. The company also has canteen facilities at HQs, Areas and Collieries. At present there are 82 canteens out of which 47 canteens started at the time of nationalisation and 7 are upgraded ideal canteens.
- d. On the date of superannuation, the retiring employees are honoured for their meritorious service to the company by giving them Service Certificate, Post-retirement Medical Card, Letter of Appreciation from CMD, memento and terminal dues.
- e. ECL management has setup 62 Co-operative Credit Societies, 32 Primary Consumer Co-operative Societies and 4 Central Co-operative Societies.
- f. As on 31<sup>st</sup> March, 2021, the company has total 67,760 quarters against 54,866 total manpower.
- g. The company also has 137 rest shelters, 32 yoga centers and 27 banking branches.
- h. ECL runs 162 Private Committee Managed schools with the strength of 610 teachers, 4 DAVs as Project Schools with deficit grant basis and 5 schools (2 DAVs, 2 AG Church and 1 De'nobli) as Project Schools with infrastructure support.

### 8.3 Major achievements during 2020-21:

Mission SAMBANDH was launched by the company to reach out to all the stakeholders and the community at large as a problem solver and solution provider which will ultimately facilitate for smooth upcoming of Greenfield projects and ease out the brownfield project. The following initiatives were undertaken under this mission:

- a. 78 employment cases have been processed under the banner of "Dishari".
- b. 'Digital India' is a national priority area of Government of India. ECL as a new initiative under Mission SAMBANDH has developed an "Online Portal for CIL Scholarship and Financial Assistance" and successfully implemented. Total 490 students (ward of employees) were awarded Scholarship & Financial Assistance amounting to ₹ 62,28,735.00.
- c. ECL organized Joint Bipartite Welfare Board Meeting of ECL & CCL Welfare Board Members on 19.12.2020 at Sheetalpur Guest House.
- d. Standard Operating Procedure, as received from Coal India, to settle CMPF/Pension Claim(s) has been implemented in ECL. A workshop was conducted at Sripur Area, ECL to explain the same through Power Point Presentation and getting feedback from the recipients in which all APMs, AFMs, Unit Personnel Executives and dealing Clerks of ECL actively participated.
- e. Total 06 Numbers of Pension Adalat have been organized for the Areas under the jurisdiction of CMPFO, Region I, II & III, Asansol and Deoghar Region to liquidate pending PF/Pension Claims. Apart from this, Pension Adalat Workshop was also organized on 19.02.2021 at Sripur Area under Mission Sambandh.
- f. PF/Pension Help Desk is being organized on 9<sup>th</sup> of Every Month in All the Areas/establishment(s) of ECL, since January, 2021, in which, members/nominee(s) are guided and helped for submission of required documents for early settlement of Pending cases pertaining to PF and Pension.
- g. Pension Cell, ECL HQ is conducting review of progress of settlement Pending PF/Pension Claims (Region wise) in every month (starting from December, 2020). Total no. of Cases reviewed during this period was 198 out of which 124 cases have been settled.



Flagging of ALS Ambulance by CMD, ECL

**9.0 Activities under Mission INDRADHANUSH:**

Mission INDRADHANUSH was started with the aim to assimilate culture and heritage of different regions of the country by celebrating various festivals and days of National and International importance and to give a feeling of home away from home to our employees resulting in increase in productivity and efficiency.

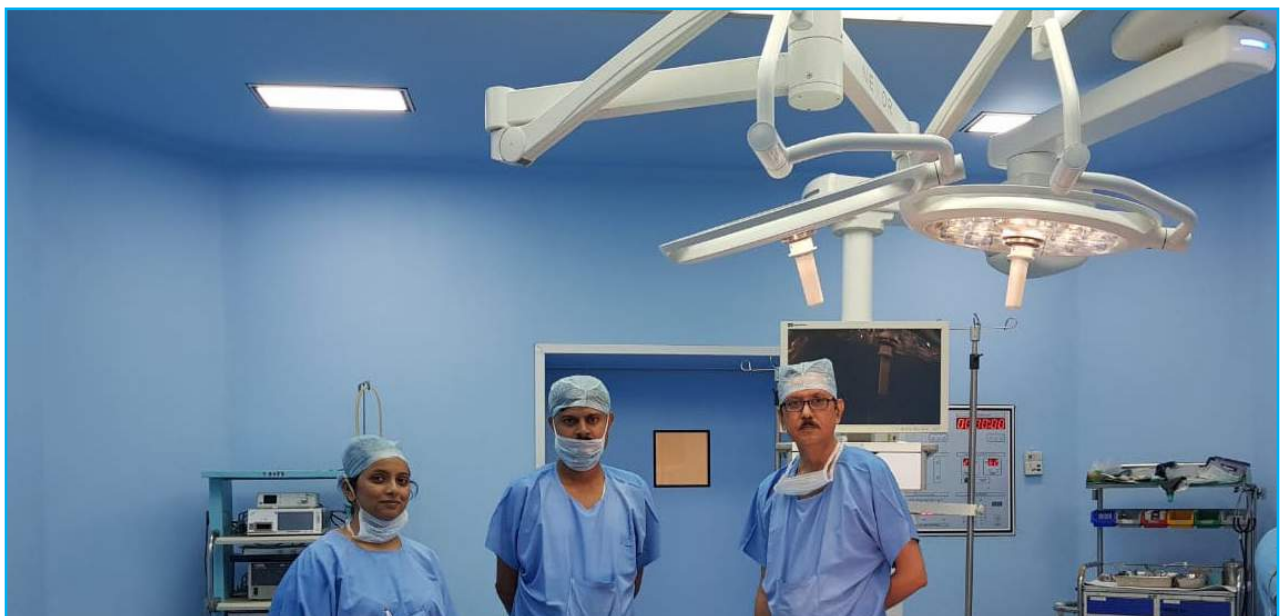
Many employees participated in the events in the field of music, songs, dance, poetry, paintings etc. showcasing their talents and interests. The Mission has successfully increased employee engagement, happiness index and developed a sense of belongingness towards the Company creating a refreshing environment at the work place which overcomes the monotonous office environment. Mission Indradhanush has reached to all Areas and Units which has impacted in a wholesome manner overall in the Company and ECL has been recognized for this initiative throughout Coal India. During the year Rabintra Jayanti, International Nurse Day, World Doctors Day, Hindi Diwas, Engineers Day, Ishwar Chandra Vidyasagar Jayanti, Christmas Day, Swami Vivekananda Jayanti, International Mothers Language Day, Shaheed Diwas etc. were celebrated.



Pension Adalat under Mission SAMBANDH

**10.0 MEDICAL AMENITIES:**

2 Central Hospitals, 7 Area Hospitals with total bed capacity of 822 and 112 Dispensaries extended medical services to the employees and their dependants. 117 Nos. of Ambulances were in service in these hospitals.



Modern Operation Theatre at Sanctoria Hospital

**10.1 No. of persons referred to outside for treatment & expenditure incurred for their treatment and Villagers covered by Mobile Dispensary:**

Particulars	2020-21	2019-20
No. of patients referred outside	2,403	2,856
Health & family welfare program		
-No. of Camps	78	286
-No. of beneficiaries	3,171	15,461
Villagers covered by mobile Dispensaries		
-No. of Camps	2,400 (Appr.)	3,666
-No. of beneficiaries	32,000 (Appr.)	83,082
PME of Company Workers	10,050	11,647
PME of Contractual Workers	530	737
IME of Company Workers	630	436
IME of Contractual Workers	864	801

The company incurred an amount of ₹ 68.59 crore on account of medical referral outside the company hospital as against ₹ 51.99 crore incurred during last financial year.



Inspection of Covid ward by Director (Personnel), ECL.



Vaccination of Employees at Central Hospital of ECL

**11.0 CORPORATE SOCIAL RESPONSIBILITY:**

Report on Corporate Social Responsibility pursuant to Section 135(2) of Companies Act, 2013 is presented in a separate section forming part of the Director's Report (**ANNEXURE-V**).

**12.1 SOCIAL AMENITIES:**

Since inception, Eastern Coalfields Limited has taken up various activities for the welfare of its workers as well as development of people/communities living in the surrounding areas of the mines. In addition, lots of activities have been attended for the development of infrastructure, industrial structure, roads and railway sidings, residential building, water supply and other welfare activities etc. Brief description is as under:

**12.2 Residential Building under Decent Housing Program:**

For improvement of living conditions of the residents of the colonies, thorough repairing and up-gradation of quarters is being taken up. During the year 2020-21, thorough repairing and up-gradation of total 2575 nos. of residential quarters has been completed in different areas of ECL under Decent Housing Program. Up-gradation of quarters by fixing of tiles in toilets, bathroom and kitchen, fixing of sink, marble slab and exhaust fan in kitchen, fixing of mosquito net in door and window is being done along with thorough repairing. The work of construction executive hostel at Jhanjra Area of ECL with a financial involvement of ₹ 195.59 Lakh is in progress.

### 12.3 Service Building:

Details of some major works completed during the year were as under:

Sl. No.	Description of Work	Work order value (₹ in Lakh)
1.	Construction of Project Office at MIC under Jhanjra Area	137.53
2.	Construction of GM/Agent Office at Hura C Project, Rajmahal Area	95.96
3.	Construction of model canteen at Chora 10 Pit Colliery under Kenda Area	15.86
4.	Construction of model canteen at Shankrapur OCP under Kenda Area	16.62
5.	Construction of first floor of Sales Building, construction of toilet complex along with other allied works under Satgram Area HQ	45.68

Details of some major works awarded during the year were as under:

Sl. No.	Description of Work	Work order value (₹ in Lakh)
1	Extension of 4th Floor at Technical Building for setting up of ERP Cell under ECL HQ	110.97
2	Construction of Canteen at Hura C Project Rajmahal Area	56.73
3	Construction of Canteen Building at West Block Colliery under Sripur Area	21.90
4	Construction of store complex (store with Shed, store office, wash room, POL, store & bituminous pavement) at OC Project under Nakrakonda – Kumardihi B Colliery Bankola Area	98.11
5	Construction of boundary wall length 1100 metre with one guard room at Kumardihi B CM UG Project (1.02MTY) under Kumardihi-B Bankola Area	111.55
6	Construction of Main Substation under Tilaboni Project (Plinth area 250 Sqm, Height 4.5m)	26.69
7	Construction of Store at C.M. Project under Tilaboni Colliery	32.22
8	Construction of store no. 2 at CM Project under Nakrakonda Kumardihi B Colliery	40.34
9	Construction of workshop plinth area (552.21 sqm) for mine no 1 under Tilaboni project	98.14
10	Construction of G+1 building having Site office for E & M Office of ACM Additional Room for Asst Manager Creche and First Aid Station at MIC under JPC	47.59

### 12.4 Community Building:

Details of major work completed during the year were as under –

Sl. No.	Description of Work	Work order value (₹ in Lakh)
1.	Extension of 1 <sup>st</sup> Floor Classrooms with staircase corridor, toilets and other allied works at DAV Public School Nimcha (R) Colliery under Satgram Area.	177.71
2.	Development of children park in officers Colony, under Jhanjra Area.	35.91
3.	Construction of Community Building at Amkola Unit under Nimcha Collier, Satgram	14.59
4.	Construction of first floor along with construction of shed for misc. purposes at Community Building near Durga Mandir under Satgram Area HQ	44.72

Details of some major works awarded during the year were as under:

Sl. No.	Description of Work	Work order value (₹ in Lakh)	Status as on 31.03.2021
1	Construction of gallery, toilet, office and boundary wall for ground near GM Office of Sopdeur Area	136.28	Work Awarded
2	Construction of Community hall at Porascole (West) Colliery near hanuman Mandir under Kajora Area	15.52	Work in progress

**12.5 Water Supply:**

ECL has always given special attention for the improvement of potable water supply to the occupants of our residential houses as well as to the people of nearby communities.

Details of plants commissioned during the year 2020-21 is as under:

Sl. No.	Area	Location	Type of Filtration System	Capacity	Work Order Value (₹ in lakh)
1.	Sodepur Area	Chinakuri Mine I	Reverse Osmosis	5000 LPH	49.88
2.	Kunustoria Area	North Searsole	Pressure filter	7500 GPH	29.70
3.	S.P. Mines	New Colony	Reverse Osmosis	5000 LPH	39.55
4.	Satgram	Nimcha Colliery	Reverse Osmosis	5000 LPH	25.07
5.	Kenda	Regional Hospital, Chora	Reverse Osmosis	5000 LPH	32.09
6.	Jhanjra	Main Industrial Complex	Reverse Osmosis	5000 LPH	34.72
7.	Satgram	Kalidaspur	Reverse Osmosis	1000 LPH	12.25

In addition to above, details of work of installation and commissioning of below mentioned water treatment plants were awarded and taken up during the year 2020-21:

Sl. No.	Area	Location	Type of Filtration System	Capacity	Work Order Value (₹ in Lakh)	Status as on 31.03.2021
1.	Bankola	Khandra	Reverse Osmosis	5000 LPH	76.39	Work in progress
2.	Bankola	Shankarpur Colliery	Reverse Osmosis	5000 LPH		Work in progress
3.	Jhanjra	3 & 4 Incline Unit	Reverse Osmosis	5000 LPH	61.79	Work awarded
4.	Jhanjra	Sector-1 Colony	Reverse Osmosis	5000 LPH		Work awarded
5.	Kajora	Area Hospital Colony	Reverse Osmosis	5000 LPH	25.46	Work in progress
6.	Sodepur	Parbelia Group	Reverse Osmosis	5000 LPH	29.83	Work in progress
7.	Sodepur	Ranisayer, BMP	Reverse Osmosis	5000 LPH	45.78	Work awarded
8.	Sodepur	Chinakuri Mine III	Reverse Osmosis	5000 LPH	44.19	Work awarded
9.	Satgram Area	Kalidaspur Colliery	Pressure Filter	10000 GPH	29.13	Work in progress
10.	Satgram	Chapuikhas	Pressure Filter	10000 GPH	37.09	Work in progress

**12.6 Infrastructure Development:**

Despatch of coal is one of the prime activities of ECL and it is being done effectively and efficiently. Coal is being despatched mainly by the mode of roads and railways. ECL has taken proper steps in this regard. Detailed description of some works is as under:

a. **Roads-** Some of the major coal transportation road works completed during the year 2020-21 are as under:

Sl. No.	Name of Work	Value of Work (in ₹ Lakh)
1.	Diversion of road at Bansra Colliery for transportation of coal from North Searsole OCP to Bansra Railway Siding under Kunsutoria Area	180.39
2.	Construction of peripheral haul road at Sonepur Bazari Project	361.86
3.	Diversion of bituminous road from level crossing at CH 965 to Old Tumni Bridge for shifting of existing level crossing to keep holding line clear connection with new Railway Siding under Sonepur Bazari Area.	113.56



Sl. No.	Name of Work	Value of Work (in ₹ Lakh)
4.	Making WBM road (approx length 850MT) from 27 no bunker junction to Highwall Mining site for Coal and Sand Transportation under Nimcha Colliery, Satgram Area	30.81
5.	Construction of PCC road from Chinakuri Mine-3 main gate to Engineering office and at coal depot from weigh bridge to wharf wall including drains under Chinakuri no. 03 under CKI-SDP (R) Gr., Sodepur Area.	42.21
6.	Construction of road at Dumaria village play ground to culvert under Rajmahal Area (Length-600 meters).	53.95
7.	Bituminous carpeting of road near sub-station at Hura C Project under Rajmahal Area	99.75
8.	Construction of WBM light vehicle road from Hizukita check post to Lalmatia chowk, Rajmahal Area.	99.95
9.	Construction of PCC pavement at Hahajore from culvert point to Hahajore Village road starting point, Rajmahal Area.	81.82
10.	Construction of WBM Road at village varanda near Samsan ghat new diversion road, Rajmahal Area.	99.75

Some of the major works awarded and taken up during the year 2020-21 are as undere:

Sl. No.	Description of Work	Work order value (₹ in Lakh)	Status as on 31.03.2021
1.	Making bituminous road (approx 900.00Mt) along Noonia Jore for extension of OC Patch at Amkola under Nimcha Colliery, Satgram Area	47.67	Work Awarded.
2.	Construction of PCC main road from 0 Point near Rajmahal OCP to Lalmatia Chowk at Rajmahal Area	387.65	Work in progress.
3.	Strengthening and construction of PCC road from base workshop gate to weighbridge junction under S B Project	109.32	Work awarded
4.	Construction of coal transportation road (WBM) on north side (from crusher to existing transportation road near run-way) of Dalurbandh O.C Patch (Ph-III) under Dalurbandh colliery, Pandaveswar Area.	43.55	Work in Progress.
5.	Construction of approach road to the project for Parasea-Belbaid reorganization UG (2.07 MYT) under Kunustoria Area, ECL.	83.00	Work in progress.

b. **Rehabilitation:** Details of some works related to development of rehabilitation site completed during the year 2020-21 are as under:

Sl. No.	Name of Work	Work order value (₹ in Lakh)
1.	Construction of Primary School with boundary wall and one no. hand pump at Dahuka Rehab Site for Sonapur Bazari Village under Sonapur Bazari Area.	153.85
2.	Construction of RCC Drain at Dahuka Rehab site for Sonapur Village under Sonapur Bazari Area	694.71
3.	Construction of Cement Concrete road and drain at Dahuka rehab site B Plot for Sonapur village under S.B. Area.	70.94
4.	Construction of boundary wall at Dahuka Rehab Site, Sonapur Bazari Project	109.79
5.	Construction of colony road at Bouri para Rehab Colony under KOCP, Pandaveswar Area. PCC road length 4310 metre width 3.0 metre	295.82
6.	Construction of Colony road for General Para Rehab site of Bilpahari Village under KOCP, Pandaveswar Area. (length 5.6 kms width 3.75 m)	438.06
7.	Providing, installation of pressure filter of capacity 10000 GPH and electro-chlorinator with all accessories including allied civil works at Bilpahari Rehab Site of Bouri Para Under Khottadih OCP.	111.03



Sl. No.	Name of Work	Work order value (₹ in Lakh)
8.	Construction of 5 nos. clubs for Bauri Para, Sabaj Sangh, Netaji Sangh , Janpriya Samiti and Uday Sangh at Dahuka Rehab Site for Sonepur Village under S B Area.	41.71
9.	Construction of Junior high school with boundary wall and one no. hand pump at Dahuka rehab site for Sonepur village under S.B. Area	145.68
10.	Construction of cement concrete road and drain at Dahuka Rehab Site Sonepur Bazari	825.06
11.	Construction of 03 nos Bhagwati Mandir, 03 nos Kali Mandir, Iswari Mandir, Gaurango Mandir, Bishnu Mandir, Laxmi Mandir, Shiv Mandir and Sag Ghar at Dahuka rehab site under Sonepur village.	229.93
12.	Construction of main approach road from Bauri pars rehab to NH 60 along with 1 no. Rcc box culvert under KOCP RCC bridge under Pandaveswar Area.	128.61
13.	Construction of PCC road at Jamnitard rehab site under S.P. Mines Area.	20.91
14.	Providing PCC road over existing WBM road at Banwaridangal rehab for shifting of Khoon Village under S.P. Mines Area	40.89
15.	Construction of shopping complex (5 no.s of rooms) with boundary wall at Banwaridangal rehab site under S.P. Mines Area.	22.80

Some major works related to development at Rehabilitation Sites awarded during the year 2020-21 are as under:

Sl. No.	Description of Work	Work order value (₹ in Lakh)	Status as on 31.03.2021
1	Construction of primary school at Rehab Site of Bilpahari Village under Khottadih OCP, Pandaveswar Area	117.15	Work Awarded
2	Construction of 02 (two) nos. community hall for General Para at Rehab Site of Bilpahari Village under Khottadih OCP, Pandaveswar Area	129.37	Work in progress
3	Construction of Johar than with boundary wall and Majhi than at Banwaridangal rehab for shifting of Khoon village under S.P. Mines Area	30.22	Work in progress
4	Construction of playground with accessories facilities at Banwaridangal rehab for shifting of Khoon village under S.P. Mines Area.	79.19	Work in progress
5	Making 02 nos football ground by filling earth Dahuka rehab site B plot for Sonepur village under S B Area	21.01	Work in progress
6	Construction of peripheral boundary wall for Bhatmuda rehab site under S B Area	100.70	Work in progress

c. **Railway siding infrastructure:** Some of the major railway siding infrastructure development works undertaken during the year 2020-21 are as follows:

Sl. No.	Name of Work	Work order value (₹ in Lakh)	Status as on 31.03.2021
1.	Construction of boundary wall at Belbaid Railway Siding of Amritnagar Colliery under Kunustoria Area	20.33	Work Completed
2.	Construction of high drain at the side of Railway track (both side) from J.K.Nagar Colliery 01 no pit gate towards M.S.Coal Depot siding (length 600Mt approx) under J.K.Nagar Colliery of Satgram Area	23.31	Work Completed
3.	Heightening of Boundary wall with fencing top of wall (East side 420Mt Length) at M.S.Coal depot siding under J.K.Nagar Colliery of Satgram Area	17.95	Work Completed
4.	Construction of Boundary Wall (approx. 500.00 Mt) at Coal Depot (front Road side 03 no., 04 no.) under Nimcha Colliery of Satgram Area	40.15	Work in progress

Details of works awarded for Preparation of FSR and DPR for construction of new railway siding are as under –

1. Work order for the work of preparation of Feasibility Study report (FSR) and Detailed Project Report (DPR) for the work of Construction of Itapara Railway Siding under Salanpur Area of ECL has been issued to Indian Port Rail and Ropeway Corporation Limited (IPRCL) on 29.09.2020.
2. Work order for the work of preparation of Feasibility Study report (FSR) and Detailed Project Report (DPR) for the work of Construction of Railway Siding at Tilaboni Project under Bankola Area of ECL has been issued to M/s. RITES on 08.04.2020.



Inauguration of ECL School Building under CSR at Mugma Area

- d. **Environmental Measures:** Action has been taken up for setting of Effluent treatment plant for colonies as well as workshop. Major works completed during the year 2020-21 are as under:

Sl. No.	Description of Work	Work order value (₹ in Lakh)
1.	Construction of Raw water harvesting under Sustainable development programme under MRW and New Colony	15.93
2.	Construction of Infrastructure for Rain Water Harvesting (Ground Water Recharge) at different locations under Sonepur Bazari Area, ECL	7.50
3.	Construction of rain water harvesting at different locations of Satgram Area	13.00
4.	Construction of settling tank at discharge point of mine water at Bejdih Incline under BMP Gr. of Sodepur Area.	9.03
5.	Providing rain water harvesting at GM Bunglow and V.T. center under Sodepur Area, ECL.	2.17
6.	Providing rain water harvesting at Manager office Agent office and Guest house at Chinakuri under CKI-SDP group under Sodepur Area.	3.85
7.	Providing rain water harvesting at Manager office (Parbelia and Dubeshwari), Agent Bunglow, Dispensary and Guest House at Parbelia Gr. Sodepur Area.	8.14



Some of the major works related to Environment awarded and taken up during the year 2020-21 are as under:

Sl. No.	Description of Work	Work order value (₹ in Lakh)	Status as on 31.03.2021
1	Installation of dust suppression system with 70 KL capacity water reservoir and pump room at Bansra Railway Siding under Kunusutoria Area along with day to day operation and maintenance for a period of 03 years.	67.50	Work in progress.
2	Deepening of pond for sedimentation of mine discharged water at Rajmahal Area Providing rain water harvesting at Dhemomain colliery Agent office, DMC Incline and Narsamuda colliery under DMC group under Sodepur Area.	42.96 3.45	Work in progress. Work in progress.
3	Providing rain water harvesting at Agent Bunglow under Mithani, Manager Office at Bejdih and Patmohana Colliery, Under BMP Gr. Sodepur Area.	2.68	Work in progress.
4	Construction of Rain Water Harvesting System at administrative office and guest house under Kajora Area	4.21	Work Awarded

e. **Mine development works:** Some mine development works undertaken during the year 2020-21 are as under:

Sl. No.	Description of Work	Work order value (₹ in Lakh)	Status as on 31.03.2021
1	Construction of Haul Road (length 500 metre) near Gosaisthan Bazari Village Connected to peripheral road at Sonapur Bazari Project	129.37	Work in Progress.
2	Construction of Fan House for installation of surface fan with other allied works at Kalidaspur Project under Satgram Area	22.92	Work completed
3	Construction of sand stowing bunker along with one water reservoir at Satgram Incline under Satgram Project	26.13	Work completed
4	Construction of Guard wall at Lohandia-Basdiha Road under Rajmahal Area.	56.31	Work completed
5	Construction of guard wall around mine edge of Bansdiha under Rajmahal Area (400 metre)	65.03	Work Completed

### 13.0 SAFETY AND RESCUE:

In ECL, highest priority is given towards safety, which is considered to be a part of core production process with a goal to achieve 'Zero Harm'. To improve the safety standards, ECL has vigorously pursued several measures during the year 2020-21 under the aegis of mission "SUDESHH".

#### 13.1 Accident Statistics for the year of 2020-21:

Sl. No.	Particulars	2020-21*	2019-20*
1.	Fatal Accidents (Nos.)	05	08
2.	Fatalities (Nos.)	06	08
3.	Serious Injuries (Nos.)	17	21
4.	Fatality/Million Tonne output	0.133	0.158
5.	Fatality/3 Lakh Man-shifts	0.137	0.178
6.	Serious Injury / Million Tonne Output	0.378	0.396
7.	Serious / 3 Lakh Man-shifts	0.388	0.447

(\* subject to reconciliation with DGMS)

#### 13.2 Safety Awareness Activities:

- 10 Nos. of 2-3 minutes short video clips were prepared for accidents, safe practices and distributed amongst employees to sensitize workers about safety culture.
- Pre-shift safety talk in each mine has been mandated. In these talks among other topics, accidents and near misses are discussed with employees along with reasons of accidents / incidents and measures to prevent reoccurrence of any such accidents.

- c) In order to increase awareness amongst employee, twelve (12) Nos. of safety drives were organized, which deliberated on fire and spontaneous heating, prevention of accident due to fall of person, prevention of accident due to blasting of explosives, prevention of accident due to UG non-transport machineries, monsoon preparation and slope/dump monitoring, safe operation of Underground Haulage System, strata control and roof & side support, safe operation of contractual HEMM, electrical installation and apparatus, VT Centre & PME Centre, strata monitoring and roof and side support etc.
- d) A brain-storming session to improve Safety Status of the company was conducted as per the directives of 135th CMDs' meet on 29.09.2020. Suggestions of the session were implemented in all mines.
- e) A day long workshop on "Maintenance and Safe operation of Winding installation" was held in participation of executives from nine UG mining Areas operating Winding Engines on 23.11.2020.
- f) Training program on "Updating, Review and Implementation of Safety Management Plan (SMP) & Job Safety Analysis (JSA)" was conducted by CIL Officials along with ECL Safety Officials from 18.01.2021 to 23.01.2021.
- g) Safety Week observed under the guidance of DGMS from 08.02.2021 to 13.02.2021 in all the mines of ECL, PME Centers, VT Centers along with six captive mines of the region.
- h) ILO day for safety and health at work was celebrated on 28<sup>th</sup> April, 2020.
- i) Mock rehearsal on different anticipated hazards was organized in different mines during the year.

**13.3 Major achievements during 2020-21:**

- a) There was reduction of 37.50% in fatal accident and 25% reduction in fatalities during 2020-21 in comparison to 2019-20. Also, there was reduction of 21.05% in serious accidents and 19.05% reduction in serious injuries during 2020-21 in comparison to 2019-20.
- b) Safety Action Calendar was prepared in the beginning of 2020, scheduling different safety related activities which were undertaken during 2020-21 and activities earmarked in the calendar were completed with slight deviation due to COVID-19 Pandemic.
- c) Safety Audit of all 76 mines of ECL was completed by 28.09.2020. Additionally, a Special Safety Audit of all operational hired OC patches was conducted from 16.03.2020 to 24.03.2020, under the aegis of mission "SUDESHH".
- d) All the old conventional (lead acid battery) type cap lamps to be replaced by LED Cap Lamps, which are 60% lighter and give more illumination hence improve efficiency and safety of miners. Order was placed for supply of 30,000 LED cap lamps, out of which 14,000 LED cap lamps were already delivered and remaining are expected to be delivered within 1<sup>st</sup> quarter of 2021-22.
- e) Two (02) years Rate Contract for supply of 1,12,284 pairs Safety Canvas shoe and three (03) years Rate Contract for supply of 49,861 pairs Gumboot were finalized.
- f) 13,365 workers (both departmental & contractual) were given training, with special emphasis towards work safety.
- g) 1,614 numbers of Initial Medical Examination (IME) and 10,369 numbers of Periodic Medical Examination (PME) were conducted for employees of ECL (both departmental & contractual).
- h) ISO executive of ECL, HQ have made 468 inspections at different mines of ECL during the year to observe and discuss on the safety status of the mines, while adhering to all guidelines for COVID-19 Pandemic.



Sanitisation of Mines &amp; other work place



Vaccination Drive by ECL.



- i) Based on ISO enquiries eight (08) nos. of safety circulars / recommendations were issued during the year.
- j) Reporting and analysis of near miss incidents has started by the Areas for prioritizing proactive safety.

**13.4 Workers participation in Safety:**

- a) 74<sup>th</sup> Company level Bipartite Safety Board Meeting was conducted on 25<sup>th</sup> August, 2020 adhering to all guidelines for COVID-19 Pandemic.
- b) Company level Safety Board Members, representing the operating trade unions, along with ISO executives have inspected all the mines once during the financial year.
- c) Representatives of contractors’ workers were also included in the Safety Committee of the mines.
- d) Special thrust was given to strengthen & empower Safety Committee of the mines. Senior officials (e.g. Area General Managers, Agents & ISO Representatives) are regularly attending the Safety Committee meetings to enhance the importance of the forum.

**13.5 Monsoon Monitoring:**

- a) Special drive in respect to monsoon preparation and slope / dump monitoring was observed from 28.09.2020 to 03.10.2020 by the Nodal Officers / In-charge of Areas of safety department along with the Colliery Management as a part of mission “SUDESHH”.
- b) A multi-disciplinary team comprising of officials from Safety, E&M, Excavation & Geotechnical departments inspected 38 numbers of vulnerable mines of ECL from 25<sup>th</sup> February, 2020 to 22<sup>nd</sup> July, 2020.
- c) A Control Room was opened at Head Quarter, ECL from 10<sup>th</sup> June, 2020 to 15<sup>th</sup> October, 2020 on 24X7 basis, which was manned by executives provided with telephone & vehicle for their movement keeping close liaison with Area Control Rooms operating in all Areas.
- d) Officer in-charge of Monsoon Control Room maintained close liaison with the Chief Engineer (Hydel) of DVC, Maithon for getting ‘Flood Warning Messages’, whenever Panchet and Maithon dams release water causing rise in the water level of rivers for alerting the mines to be under danger.
- e) Officer in-charge of Monsoon Control Room also maintained close liaison with the Director of Indian Meteorological Department, Alipur, Kolkata and the Director of Area Cyclone Warning Centre, Alipur, Kolkata for obtaining ‘Weather Forecast Reports’ for alerting the Areas to be affected by heavy rain & thunder storms.

**13.6 Battling COVID-19 Pandemic:**

- a) Various guidelines were issued and circulated from the office of the General Manager (Safety) for preventing the spread of COVID-19 Pandemic.
- b) SOP to combat COVID-19 Pandemic was prepared and implemented in all the mines of ECL.
- c) Implementation status of guidelines issued by CIL, DGMS & Ministries to combat COVID-19 Pandemic was closely monitored by the Internal Safety Organization of ECL.

**13.7 Rescue Services in ECL:**

The Rescue Services have been rendered to all collieries of ECL, Chunch Victoria Area of BCCL, Ramnagar Colliery of IISCO as well as to Civil Administration and Public Authorities (as and when required) through Mines Rescue Station, Sitampur, Rescue Room with Refresher Training (RRRT), Kenda and Rescue Rooms operating at Jhanjra and Mugma.

**13.8 During the year Emergency Attended/Rescue Services dealt for fire/spontaneous heating in the following Mines:**

Sl. No.	Colliery	Area	Date	Nature of occurrence/job
1.	Moira	Bankola	16.05.2020 to 21.05.2020	Dealt with spontaneous heating at (R-V) Kajora Seam by constructing five (05) nos. of stopping to seal the fire area.
2.	Jambad OCP	Kajora	20.06.2020 to 29.06.2020	Searched and recovered one body buried under the subsided area.

Sl. No.	Colliery	Area	Date	Nature of occurrence/job
3.	Gourangadih Begunia Project	Salanpur	25.06.2020	One driver was rescued after bogging of two dumpers.
4.	Madhujore	Kajora	25.06.2020 to 26.06.2020	Smoke was coming out from Pit No. 2. Pit and fan drift were sealed completely.
5.	Madhabpur	Kajora	20.07.2020 to 25.07.2020	Rescue team attended Harishpur village after subsidence.
6.	Kunustoria	Kunustoria	09.10.2020 to 17.10.2020	Dealt with spontaneous heating at Kenda (R-V) seam by constructing four (04) nos. of stopping to seal the fire area.
7.	Dubeswari	Sodepur	20.10.2020 to 21.10.2020	Searched one alleged missing person inside the mine.
8.	Khoodia	Mugma	08.12.2020 to 17.12.2020	Rescued two persons after sudden water intrusion at MS seam.
9.	Girmint	Sripur	24.12.2020 to 31.12.2020	Searched one missing person from an abandoned pit of Ajay-II Colliery.
10.	Parascole (West)	Kajora	06.01.2021 to 07.01.2021	Dealt with spontaneous heating at (R-VIII) Jambad Seam by constructing four (04) nos. of stopping to seal the fire area.
11.	Shankarpur Millenium Incline	Bankola	19.03.2021 to 24.03.2021	Dealt with pillar fire at R-VIIA Seam by Direct attack by water followed by constructing 3 (three) nos. of stopping to seal the fire area.

### 13.9 Rescue Training:

Refresher as well as initial training were imparted at Mines Rescue Station regularly as under:

Details	2020-21	2019-20
No. of active rescue trained personnel	474	523
No. of personnel freshly trained	13	30
No. of Refresher practices imparted	2876	4730
No. of Emergencies attended	11	03

### 13.10 Zonal Mines Rescue Competition and All India Mines Rescue Competition (Coal & Metal)

Zonal Mines Rescue Competition, Eastern Zone, for the year 2020-21 and All India Mines Rescue Competition (Coal & Metal) were not organized due to the out-break of COVID-19 Pandemic.

### 13.11 New Apparatus/Equipment Purchased:

During the year 2020-21, Purchase Order was issued for supply of four (04) nos. of Modern Bucket Stretchers and Work Order for 96 KW Solar Power Plant was also issued. Apart from this, procurement of 36 nos. of Self-contained breathing apparatus (SCBA) for an estimated value of ₹ 234 Lakh is under process.

### 13.12 Budget Provision for Mines Rescue Station:

Particulars	Capital Budget (₹ in Lakh)		Revenue Budget (₹ in Lakh)	
	2020-21	2019-20	2020-21	2019-20
Sanctioned	446.00	103.50	1413.00	2,502.26
Expenditure	1.32	28.46	2031.00	2,394.90



## 14.0 QUALITY CONTROL

### 14.1 Weighment Status:

In 2020-21, quantity weighed in EPS for supplies account Power Houses & others compared to last year is given below:

(Figures in Million Tonne)

Details	2020-21			2019-20		
	Power	Other Consumers	Total	Power	Other Consumers	Total
Quantity Dispatched	36.17	5.86	42.03	45.33	3.80	49.13
Quantity Weighed under EPS	35.77	5.86	41.63	45.23	3.80	49.03
Weighment % under EPS	98.89	100	99.05	99.78	100	99.79

### 14.2 Sizing Status

The total despatch of coal in 2020-21 was 42.03 Million Tonne of which the despatch to the power sector was 36.17 Million Tonne. 100% crushed coal of size 100 mm is being dispatched from ECL to the power utilities. The details are as under:

(Figures in Million Tonne)

Sizing of Coal	2020-21			2019-20		
	Power	Others	Total	Power	Others	Total
Quantity Sized in CHP/FB (L/T)	36.17	5.86	42.03	45.33	3.80	49.13
Percentage (%)	100	100	100	100	100	100
Total sized percentage (%)	100	100	100	100	100	100

## 15.0 VIGILANCE ACTIVITIES:

Vigilance wing of the company assists to ensure transparency, non-discrimination, accountability and efficiency of the management function in ECL. Numerous Vigilance activities throughout the year have got the prime role to reflect the 'Transparent and Rational' image of the functioning of the organisation. Several bold and innovative ideas have been taken into consideration in last year to develop faith among various stakeholders of ECL. Various complaint-based investigation has been conducted by the Vigilance Department of ECL throughout the year and as a result, various lapses/ irregularities have been pointed out. To combat those lapses/irregularities, a significant number of improvements of the prevailing systems have been implemented. Moreover, to bring more clarity in accountability, transparency and rationality of the functioning of company, several instances of irregularities/lapses, committed purposefully with mala-fide intention were considered very seriously and in numerous cases, it ended in awarding penalty to the delinquent officials. Numerous intensive examinations covering various departments have also been carried out to check lapses, if any and in some cases, it has ended as "System Improvement". Modern I.T. initiatives and e-governance have been implemented in different areas of ECL by regular supervision and monitoring of the Vigilance Department.

### 15.1 Preventive Vigilance:

A significant number of surprise inspections in different Areas/Units of ECL were conducted by the Vigilance Department during 2020-21 to cover-up the entire spectrum of the functioning of the company. Moreover, a large number of Vigilance awareness-cum-motivational programmes have been organized throughout the year among various stakeholders covering a significant number of beneficiaries. In majority of cases, prevailing systems have been studied thoroughly and whenever necessary, different "System Improvement" measures have been implemented to improve the existing system and at the same time to plug the lapses of the existing system as a part of 'Preventive Vigilance'. Such sincere effort has been reflected remarkably on the work culture of the Organization.

Sl. No.	Subject	2020-21	2019-20
i.	Number of Surprise check/Inspection conducted along with Periodical Check	62	77
ii.	<b>Vigilance awareness cum motivational programmes:</b>		
	a) Awareness programmes with internal faculties	21	18
	b) Awareness Gram Sabhas	01	02
iii.	Intensive examination	11	09

**15.2 Measures taken for Systemic improvement:**

The following Systemic Improvement measures have been undertaken during the year 2020-21 under the aegis of Mission **JATAYU**:

- System improvement regarding updation of status of software as per latest RDSO specification import/export/delete/modify/erase option of data in EIMWB software for Electronic In Motion Weigh Bridges (EIMWB). Software is developed fully temper proof with feature of user level security maintenance and database password protected.
- Fixing of guidelines of tendering the work of Block Repairing at ECL.
- System improvement in respect of Civil Engineering Works regarding unprofessional way of working by civil contractors causing undue hassles and harassment.
- System improvement for deposition of Performance Security Deposit (PSD) and Additional Performance Security Deposit (APSD) for Works Contract for Civil Engineering Department.
- SOP regarding Action plan for illegal mining and coal theft.
- System improvement in Procurement regarding publication of tender in ECL website and also in case of tenders below ₹ 2 Lakh.
- System improvement regarding Reimbursement of outpatient Medical Bills at Hospital.
- System improvement regarding the job of “Roof supporting by cable bolting for proposed caving panel in original galleries, splitting and slicing at an underground mine in ECL”.
- System improvement in the system of measurement and billing of the removal and extraction of Coal & OB by contractors in Hired OC Patches.

**15.3 Punitive Vigilance:**

To establish as well as to maintain the fair and transparent image of the functioning of the organization the instances of irregularities committed purposefully with mala-fide intention were considered very seriously and dealt with firm and exemplary punitive measures taken under the relevant Conduct Rule. As a result, total 51 officials were awarded various Major and Minor penalties and 4 officials were warned administratively by Disciplinary Authority.

**15.4 Leveraging Technology:**

Following initiatives undertaken by the Management was monitored by Vigilance Department towards leveraging technology for improvement of transparency and capability of the organization:

Sl. No.	Activity	Total quantity including revised requirement	Present Status		Balance
			Installed / Com-missioned	Working / Operative	
1.	GPS/GPRS based Vehicle Tracking System	1629	1479	1479	150
2.	Electronic Surveillance by CCTV	2726	1347	1148	1379
3.	Boom Barrier / Reader	206	Nil	Nil	206
	RF ID Tags	12127	Nil	Nil	12127
4.	Road Weigh Bridge	121	105	95	16
	Road Weigh Bridge connectivity with WAN	106	104	104	2
	Rail Weigh Bridge	14	12	11	2
	Rail Weigh Bridge connectivity with WAN	12	12	12	Nil
5.	Wide Area Networking (No of nodes/location)	251	146	146	105

**15.5 Implementation of Integrity Pact Programme:**

Integrity Pact has already been implemented in ECL and it is in vogue.

**15.6 Observance of Vigilance Awareness Week:**

ECL celebrated Vigilance Awareness Week from 27.10.2020 to 02.11.2020 as per directives of Central Vigilance Commission. The theme of observing Vigilance Awareness Week was “Vigilant India, Prosperous India”. Shri Prem Sagar Mishra, Chairman-





cum-Managing Director, ECL administered the Integrity Pledge to bring about integrity and transparency in all spheres of our activities and also to work unstintingly for eradication of corruption in all spheres of life. Similarly, pledge was administered by all the respective GMs/HODs in the Area establishments / Project and Unit levels. The Vigilance Newsletter of 2020, “Sachetana”; COMPENDIUM 2020 & Updated DOP were released. On 31.10.2020, a ceremony to reverently remember Sardar Vallabhbhai Patel on the occasion of his 145<sup>th</sup> birth anniversary was organized by offering floral tribute and paid homage to Sardar Patel. Ekta Diwas Pledge was also administered by Chief Vigilance Officer (CVO), ECL. Banners and posters with anti-corruption slogans were displayed at strategic points in ECL HQ and all the areas / units / establishments. Besides these, to ensure larger participation in VAW 2020, the following actions were taken:

- Message of Chief Vigilance Officer, ECL was sent to all executives (about 2000 nos.) by bulk SMS to their CUG Mobile Number on 27.10.2020.
- The photographs were uploaded in Social media through Facebook page under Eastern Coalfields Limited on daily basis.
- Wide publicity to take e-pledge by all the employees of ECL and their families made by e-mail to all GMs/HODs of all Area / Department / Unit / Establishment of ECL.
- An active link with the banner of Integrity Pledge (as provided by CVC) has been placed in ECL website (<http://easterncoal.gov.in>) facilitating to take e-Pledge.
- Online Quiz Competition was also organized using website developed by Vigilance Department, ECL and connecting virtually with all participants contesting from all Areas of ECL including Workshops, Hospitals, Mines Rescue Station and HQ on the eve of Vigilance Awareness Week 2020.
- Vendors feedback survey response via Google Form was communicated to various vendors of ECL out of which 34 vendors’ feedback have been recorded which includes various suggestions and their experiences in using the services of ECL. Website having the URL “[eclvawquiz.com](http://eclvawquiz.com)” is being used to disseminate the Question Bank of Online Quiz on various rules and regulations related to the company and stressing the necessity of Vigilant India as essential for a Prosperous India.

### 15.7 Major achievements during 2020-21:

- By integrating vigilance activities with normal management functioning, the company has gained in terms of morale boosting of employees and other stakeholders by regular interactions in awareness cum motivation programmes. This has been reflected remarkably in production and productivity.
- Regular inspection has helped to check over-reporting of production and also in several proposals for recovery of large quantum of monetary gain as penalties from the defaulters.
- Leveraging of several IT-initiatives has been instrumental in enhancing transparency as well as efficiency significantly. Besides, it has resulted in cost cutting through more competitive biddings and an overall fair working environment.
- Compliance of CVC and MoC referred cases for Investigation & Report have been done significantly.
- An amount of ₹ 6,26,28,610 was recovered/saved as a result of various surprise inspections and CTE inspection.

### 16.0 PARTICULARS OF EMPLOYEES:

None of the employees received remuneration in excess of limits prescribed under Rule 5 of Companies (Appointment and Remuneration of Managerial Personnel) Rules, 2014 under Chapter XIII of the Companies Act, 2013.

### 17.0 OFFICIAL LANGUAGE IMPLEMENTATION:

During 2020-21, the percentage of Hindi correspondence has been recorded as 55.76% in Region ‘A’, 74.72% in Region ‘B’ and 56.35% in Region ‘C’. All the computers of HQ along with all Areas have been activated with Unicode enabled Hindi font both in phonetic and traditional for ease to work in Hindi. The officers and employees of each department were trained to work in Hindi in computers so that the growth in Hindi correspondence could be accelerated. The practice of sending online submission of Quarterly Progressive Report (QPR) on the portal of Official Language Department, Ministry of Home Affairs, Govt. of India is made regularly.

One (01) bilingual (Bengali and Hindi) and two (02) in Hindi News Bulletin have been published namely “ECL Darpan” from ECL HQ, “Prayas” from Kajora Area and “Samriddhi” from Kunustoria Area. One (01) Bimonthly Wall Poster “ECL Samachar”



is published regularly. New Hindi magazine namely “Udgam-e-Urja” from Sonepur Bazari Area has been released. ECL’s oldest magazine “Jyotsna” by Rajbhasha Department is published on regular basis.

40 metallic boards in which Article 351 of the Constitution of India is written in Bengali and Hindi, has been made and fixed to the office of all the Directors, all Area General Managers, both Central Hospitals of ECL, all Clubs, Guest Houses, Training Institutes etc. for imbibe the essence of Article 351.

An e-Book related to the terminology of Coal Industry namely ‘Koyla Udyog Shabdawali’ is prepared and made available to all employees of Coal India Limited and its subsidiaries, DGMS, Coal Controller, Ministry of Coal through email and WhatsApp. It can also be downloaded from the official website of ECL. Four (04) nos. of Workshops were organized during the year.

18.0 COMPUTERISATION & I.T. ENABLED SERVICES:

18.1 Activities of e-Tendering Cell in ECL:

- a. During 2020-21, a total of 3892 tenders were published on CIL e-Tendering portal i.e. https://coalindiatenders.nic.in out of which a total of 1643 tenders were finalized, 290 were cancelled and the rest are at different stages of finalization.
b. In-house & remote training/assistance were imparted to areas/workshops using different modern software tools pertaining to processes involved in e-Tendering.
c. Interaction programme through webinar in respect of the issues of e-tendering in ECL with 42 Nodal Officers/Staff were conducted.
d. Digital Signature Certificates (DSC) were arranged for 56 officers of different areas and workshops including HQ during the year.
e. Average cycle period of completion of tender through e-Tendering portal has been maintained at an average of 126 days in 2020-21. Minimum cycle period of completion of tender through e-tendering portal is 11 days.

18.2 Special Achievements:

- a. CoalNet: CoalNet application software has been implemented in Central Server at ECL HQ. Different modules of CoalNet software and their implementation status are as under:

Table with 2 columns: CoalNet Module, Implementation Status. Rows include Finance, Material Management, Sales Module (Rail & Road), PIS Module, Payroll Executive, Payroll Non- Executive, New Addition in OMMS Module, and New Addition in Sales Module.

- b. Web Based Portal Development: Following web-based portals were developed during the year 2020-21:

Table with 2 columns: Name of Web Based Portal, Description. Rows include Online Quarter Allotment System, Mines Rescue System Management (MRSM), and CSR Portal.



### 18.3 Activities under Mission SUMIT:

Mission **SUMIT** has been initiated which aims for Systematic Up-gradation of Mining & Information Technology. Since very old conventional technologies were being used in almost all the mines, as such, a need was felt for integration of Mining & Allied process with Information Technology through a project **SUMIT**. The following works were taken up under Mission **SUMIT** during the year:

- 1) Mine Gas Monitoring System:** This System monitors the percentage of different gases (Oxygen, Methane and Carbon Monoxide & CO<sub>2</sub>) available in the exhaust of Main Mechanical ventilation fan. It also monitors rpm and air pressure & real time monitoring is done which can also be viewed through internet. By analyzing the exhaust of mine, mine fire can be identified & accidents can be prevented. This system is installed at Khottadih UG, Pandaveswar Area.
- 2) Wireless Cage Communication System:** This system maintains wireless communication among people located at pit top, pit bottom & inside the cage. This wireless communication from cage to pit top & pit bottom will become very helpful during emergency situation. Wireless cage communication system has been installed in Khottadih Underground Mines at Pit No. 2 of Pandaveswar Area. Five (05) sets of communication devices are installed, two inside cage, one at Pit Top, one at Pit Bottom & one with Winding Engine Operator.
- 3) CCTV Surveillance System:** CCTV plays an important role in security and monitoring of processes. CCTV system has been established at mine view point in Sonepur Bazari Area and is in operation. At present, the live feed of CCTV system established at the weighbridges and coal heaps of Rajmahal Area is operational and monitored at CIL level. Seventy-two (72) nos. of CCTVs are installed in Pandaveswar Area. Eighteen (18) nos. of CCTVs are online i.e. can be access from anywhere through internet. For better performance and footage transmission from camera to Monitoring location, P2P Switches for wireless communication and optical fiber have been used. Continuous monitoring of coal siding, Area Store, Coal Heap and premises is maintained. 4 Pieces of Hidden Camera with LED Lights were installed in Khottadih Opencast Mines workshop to prevent theft and pilferage.
- 4) Weighbridge Automation System:** ECL has successfully taken a step to implement “Weighbridge Automation System” for all the 105 road weighbridges of ECL with RFID based boom barrier access control system.
- 5) Online Quarter Allotment System (OQAS) (2020-21):** Online Quarter Allotment System (OQAS) has been successfully launched in ECL HQ on 21.12.2020 under Mission SUMIT. URL:- [secureloginecl.co.in/oqas](https://secureloginecl.co.in/oqas).
- 6) SDL Simulator Model:** SDL simulator model has been developed in Bankola Area, ECL under mission SUMIT. This will be useful for training of the workers before operating the real machine thereby helping them in safe operation of the SDL. This will ensure the safety of the machine as well as the co-workers.

### 19.0 ELECTRONICS & TELECOMMUNICATION:

In order to keep pace with advancement of communication and information technology, Wide Area Network in MPLS cloud are spread across HQ (Bandwidth-100 MBPS), Area offices (Bandwidth-10 MBPS), Weighbridges (Bandwidth-2 MBPS), Central & Area Stores (Bandwidth-2 MBPS), Regional Workshops & other Workshops (Bandwidth-2 MBPS) and Central Hospitals (Bandwidth-2 MBPS) of total 146 locations. A Work Order was also placed for establishment of primary MPLS\_VPN network for 95 additional locations including a Data Centre at New Delhi and Data Recovery Centre at Mumbai with 400 MBPS Bandwidth along with 3 nos. of AHQ locations with 10 MBPS Bandwidth & 90 nos. of other mine locations with 2 MBPS Bandwidth and is expected to be implemented by 30<sup>th</sup> June, 2021. Apart from this, for augmentation of bandwidth of existing network connectivity of ECL at 18 nos. of locations, a work order has been placed on M/s. Railtel Corporation of India Ltd. for execution of the work & is expected to be implemented by 30<sup>th</sup> June, 2021. Lease Internet Lines are in operation at ECL HQ and all Area offices, with Bandwidth of 100 MBPS and 4 MBPS respectively. Up-gradation of Underground mine communication by Auto-cum-manual dial communication system is functional in 38 underground mines. Open Cast Mines are provided with VHF radio communication system.

A supply order was also placed to M/s. Dadhwal Weighing Instrument Repairing Works for the “Weighbridge Automation System” for all the 105 road weighbridges of ECL including RFID based boom barrier access control system & is expected to be implemented by 31<sup>st</sup> July, 2021. A GEM contract dated 03.03.2021 was also awarded to M/s. Hue Service Pvt. Ltd. for establishment of LAN infrastructure in Sanctoria and CH Kalla hospitals in ECL & is expected to be implemented by 30<sup>th</sup> June, 2021.

## 20.0 LAND ACQUISITION & LAND INFORMATION STATUS:

### 20.1 Status of Land Acquisition:

Status of land acquisition/possession under different modes for the year 2020-21 is as under:

Mode of Acquisition	Acquired (in Ha)	Possession (in Ha)
Direct Purchase of Tenancy land	134.104	134.104
RFCTLARR Act	-	2.58
CBA Act	-	95.622
Transfer of Govt. Land	-	-
Transfer of Forest Land	-	-
<b>Total</b>	<b>134.104</b>	<b>232.306</b>

### 20.2 Transfer of Government Land:

#### West Bengal:

The State Government has not approved any land for transfer to ECL during the year 2020-21. Transfer of 2.81 Acre land at Kenda Mouza (Kenda Area), 8.81 Acre land at Bonbahal Mouza (Kenda Area) and 21.04 Acre land at Parascole Mouza (Kajora Area) is pending for approval from State Government.

#### Jharkhand:

ECL has already deposited demanded amount for transfer of 137.02 Acres of Government and Gochar land on lease of 30 years for Chitra East OCP. Handover of the said land has not been received from the State Government. As per the status report regarding handing over possession of land to ECL is as follows:

Land Area (Acre)	Status
13.50	Approved by Cabinet and Stamp duty has been deposited. Registration of DOC for obtaining possession is under process.
64.64	Processed for departmental approval vide letter Ref. No. 171 & 179 dated 22 <sup>nd</sup> January, 2020
33.44	Processed for departmental approval vide letter Ref. No. 397 & 399 dated 18 <sup>th</sup> February, 2020.
6.22	Proposal of 6.22 Acres returned for re-examination.
19.22	Unrecognized land. DC, Deoghar said Gram Sabha would be held on 15 <sup>th</sup> March, 2020.

### 20.3 Progress under CBA (A & D) Act, 1957:

Name of Project	District/ State	Area (in HA)	Date of Application	Status
Chitra East OCP	Deoghar, Jharkhand	767.77	26.03.2020	Notification u/s 7(i) published in the Gazette of India vide S.O. No. 1074 dated 18 <sup>th</sup> December, 2020.
Tilaboni Project	Paschim Bardhaman, West Bengal	419.363	20.08.2020	Notification u/s 7(i) published in the Gazette of India vide S.O. No. 111 dated 12 <sup>th</sup> February, 2021.
Amarkonda-Murgadangal	Dumka, Jharkhand	767.77	22.02.2019	Notification u/s 7(i) for extension of validity of the Notification u/s 4(1) for one year with effect from 28 <sup>th</sup> March, 2021 published in the Gazette of India vide S.O. No. 1271 dated 22 <sup>nd</sup> March, 2021.

### 20.4 Status of Rehabilitation:

Number of PAFs who received Resettlement benefits during the year 2020-21 are as under:

Name of Area	Monetary Compensation in Lieu of Employment	Monetary Compensation in Lieu of Plot	Actual PAFs Shifted
Sonepur Bazari	-	-	206
Pandaveswar	-	5	69
Rajmahal	40	-	-
<b>Total</b>	<b>40</b>	<b>5</b>	<b>275</b>

**20.5 Approvals Obtained from Central/State Government:****Ministry of Coal:**

Except aforesaid notification under CBA (A&D) Act, 1957 no other approval was required and obtained from Ministry of Coal, Government of India.

**State Government:**

- a. Approval for handing over 13.05 Acres of Government Land for SP Mines Area was obtained from the State Cabinet of Jharkhand.
- b. Deputy Secretary, Government of West Bengal has issued policy circular in respect of alienation of private Debottar Land.

**20.6 Major achievements during 2020-21:**

- a) Due to continuous effort and persuasion, Principal Secretary/Land Reforms Commissioner, West Bengal has passed landmark resolutions regarding transfer and mutation of Debottar Land, recording of A-1 lands, mutation of lands recorded in the names of erstwhile mines, cancellation of Patta etc.
- b) District Land Cell has been constituted in the 7 districts where ECL is currently having its running mines for addressing and resolving land related issues in concerned Districts.
- c) A Standard Operating Procedure (SOP) has been prepared and the same was vetted by ASCI, Hyderabad.
- d) ECL has taken up an initiative for launching web-based software for real-time record keeping of land records and creation of online platform for processing proposals of land acquisition/possession/compensation payment/employment etc. NIC, Kolkata forwarded a draft proposal for “Design, Development and Implementation of Online Land, Resettlement and Rehabilitation Management System for Eastern Coalfields Ltd.” enumerating the tasks and financial involvement in the job for examination and concurrence by ECL. The proposal has been approved and the same has been communicated to NIC which will be placed before PEC of NIC for approval.

**21.0 SECURITY MANAGEMENT:**

The aim of Security Department is to protect men and materials of the company. Company is having four (04) types of Security set-up:

1. ECL Security - 2071 persons.
2. CISF - 862 persons.
3. Contractual Security - 1511 Persons
4. Home Guard - 190 persons.

**21.1 ECL Security:**

The main duty of ECL Security is to guard the company’s property i.e. Stores, Offices, Explosive Magazines, Coal Depots/ Sidings, Colonies and escorting of VIPs as and when required by the Management. Escorting of Loaded Railway Rakes, Tipping Trucks/Dumpers from Coal Depot/Siding to railway Weighbridges till the weighment is done. The raids are conducted, as per information and intelligence gathering, by our Security personnel, CISF along with local Police, accordingly seizure of coal along with involved trucks/vehicles and apprehension of miscreants. The same is handed over to the local Police Station and FIR is lodged accordingly. ECL Security personnel are also deployed during the time of strike/ gherao/demonstration/ hunger strike and any type of law and order problem in ECL Area.

**21.2 Contractual Security:**

The Contractual Security personnel are deployed along with ECL security to augment the security arrangements.

**21.3 CISF:**

CISF is deployed for static duty at Rajmahal, Sonapur Bazar, S.P. Mines. Besides, they are having camps at Mugma, Salanpur, Sripur, Kunustoria, Pandaveswar, Kalidaspur and Satgram Area. They remain on mobile duty to conduct raids against illegal mining, illegal trafficking of coal and illegal coal depots and also deployed during Strike/Gherao in the colliery/Area.

**21.4 Home Guard:**

190 Home Guards are deployed along with ECL Security in Mugma (70 Nos.), S.P. Mines (60 Nos.) and Rajmahal Area (60 Nos.).

**21.5 Steps taken for revamping of security at ECL:**

- a. Requisition of 700 CISF personnel has been sent to CISF HQ. These persons are exclusively for Explosive Magazine of ECL out of which 210 CISF have been approved by Ministry of Home Affairs.
- b. Agencies have been contacted for installation of CCTV and other machines like RFID and Boom Barrier at Railway Siding.
- c. Bio-Metric attendance system in ECL HQ is installed.
- d. A mechanism to collect the seized coal from local Police Stations has been devised. ECL has received seized coal from different police station.

**21.6 Steps taken to check/prevent the illegal mining/transportation of coal/theft of coal:**

- a. Intelligence collection.
- b. Dozing off/filling up/sealing the illegal coal mining sites and subsided areas by departmental pay loaders/dozers and sometime contractually.
- c. Surprise checks/raids by CISF, ECL Security along with Police and seizure of illegal coal/illegal trafficking of coal along with involved vehicles and apprehension of miscreants and subsequently handing over them to the local Police Station.
- d. Meeting with State Authorities of West Bengal and Jharkhand State and District level meeting (Burdwan, Bankura, Purulia and Birbhum of West Bengal and combined District level meeting of Jharkhand) with District Authorities to curb illegal mining and coal theft.
- e. A dedicated task force has been formed to tackle the issues of coal theft and illegal mining. System improvement has been introduced by weekly inspection of leasehold areas by Area General Managers, Agents and Managers for detecting illegal mining activities.
- f. The concerned Police Stations are advised by District Authority or Sub-Divisional Authority to increase their vigil check to stop re-opening of the dozed illegal mining spots.
- g. Frequent inspection by Area Team consisting of General Manager, Area Survey Officer, Area Security Officer along with CISF officials to the affected sites and accordingly meetings are held at Commandant, CISF office regularly.
- h. For logical conclusion of the cases which are pending in Court, ECL has engaged lawyer to follow up these cases.
- i. Discussion has also been made with Public Prosecutor in Lower Court and Session Court of Asansol to take necessary steps for speedy trial of the cases pending in the Court.
- j. ECL Security conducted surprise checks/raids along with CISF personnel/Private Security to prevent theft of coal. During the course of checks/raids, they seized coal, apprehended miscreants and FIRs have been lodged at local police stations.
- k. Armed Security personnel escorts coal loaded rake from Siding to Railway weighbridges.



Inspection of Mines at Mugma Area by CMD, ECL.

**21.7 Technological intervention for prevention of theft of coal:**

- KHANAN PRAHARI Application has been launched to facilitate common people to report any incidence of illegal mining keeping the complainant's identity undisclosed.
- GPS based vehicle monitoring system introduced at all the Areas is a step to curb theft of coal.
- CCTV cameras are installed at each railway siding and other sensitive locations for surveillance and supervision.
- GPS enabled VTMS system is fitted in Coal transportation vehicle for live tracking of vehicle

**21.8 Details of Seizure of Illegal Trafficking Coal and Illegal Mined Coal by ECL Security, CISF and Local Police during the year 2020-21:**

Year	State	No. of Raids	Coal seized (Tonne)	Vehicles Seized	Person Apprehended	FIRs Lodged
<b>Seizure of Coal from Illegal Trafficking</b>						
2020-21	West Bengal	1306	9302.81	50	25	369
	Jharkhand	627	5251.18	09	01	92
	Total	1933	14553.99	59	26	461
2019-20	Total	1927	20552.34	53	28	310
	Variation	06	- 5998.35	06	- 02	131
<b>Seizure of Illegal Mined Coal by ECL Security, CISF and Local Police</b>						
2020-21	West Bengal	246	788.64	01	03	238
	Jharkhand	08	01	-	-	08
	Total	254	789.64	01	03	246
2019-20	Total	242	1414.65	07	03	242
	Variation	12	625.01	- 06	-	04

The data given above is the seizure made by CISF & ECL Security along with Police, outside the colliery premises. Trucks either from illegal mining sites or illegal trafficking/illegal coal stock were carrying the above coal. During the course of dozing off/sealing/filling up of the illegal mining sites the ECL security along with CISF and local Police are also deployed at the dozing points within leasehold and outside the leasehold areas. During the year, 1765 sites were dozed/sealed to curb the illegal coal mining. The State Administration is actively involved to curb the menace of illegal coal mining and pilferage of coal.

During the course of dozing off/sealing/filling up of the illegal mining sites, the ECL security along with CISF and local Police are also deployed at the dozing points within leasehold and outside the leasehold areas. During the year, 2865 sites in West Bengal and 263 sites in Jharkhand were dozed/sealed to curb the illegal coal mining. The State Administration is actively involved to curb the menace of illegal coal mining and pilferage of coal.

**21.9 Seizure of Illegal Trafficking Coal:**

Year	2020-21	2019-20
No. of Raids	1933	1927
No. of FIR	461	310
Qty. Coal Seized (in Metric Ton)	14,553.99	20,552.34
No. of Vehicle Seized	59	53
No. of Person Apprehended	26	28

**21.10 Seizure from Illegal Mining Sites:**

Year	2020-21	2019-20
No. of Raids	254	242
No. of FIR	246	242
Qty. Coal Seized (in Metric Ton)	789.64	1414.65
No. of Vehicle Seized	01	07
No. of Person Apprehended	03	03

**21.11 Theft/Recovery of other materials:**

Year	2020-21	2019-20
No. of Incidents	123	99
No. of FIRs/Info.	83	74
Property Stolen (in ₹)	37,25,180.77	30,63,022.10
Property recovered (in ₹)	5,500.00	4,61,392.50
No of Persons Apprehended	05	01

**22.0 OUTSOURCING OC PATCHES:**

In 2020-21, company produced 282.51 L. Te. of coal and raised 1117.31 L. Cum of OB from 35 outsourcing OC patches with a shortfall of 8.85% in coal production and 3.90% in OB removal against previous year's figure of 309.93 L. Te of coal and OB removal of 1162.70 L. Cum from 33 outsourcing OC patches.

**22.1 Opencast Patches awarded in 2020-21 through Hiring of HEMM**

Sl. No.	Name of Patch/Area	Awarded quantity		Awarded amount (₹ in Cr.)
		Coal (L. Te.)	OB (L. Cum)	
1.	Amkola OC Patch, Satgram Area	16.70	106.80	99.50
2.	Parascole OC Patch, Kajora Area	9.76	122.61	98.66
3.	Banbahal OC Patch, Kenda Area	9.22	51.38	40.25
4.	Chotaborai OC Patch, Rajmahal Area	120.00	432.00	16.58
5.	C.L Jambad OC Patch, Kenda Area	12.60	83.50	100.44
6.	Badjna OC Patch, Mugma Area	5.67	40.34	37.79
7.	Nakrakonda OC Patch, Bankola Area	-	1653.00	1514.17
<b>Total</b>				<b>1907.39</b>

**22.2 Transportation Contracts awarded in 2020-21:**

Sl. No.	Name of Area and Work	Awarded Qty. (Lakh Te.)	Awarded Amount (₹ in Crore)
1.	Jhanjra Area (Loading & Transportation from MIC Unit and 3 & 4 Incline Unit to POCP Siding I & II)	35.00	25.50
2.	Jhanjra Area (Loading by Pay Loader into Wagons at POCP-1 & POCP-2 Siding)	42.90	4.79
3.	Pandaveswar Area (Loading into tipper and transporting the same from No. 1 & 4 Depot and No. 6 Depot through Mobile Crusher at S.S. Siding and unloading at different site/strategic loading points of railway wagons across the length of S.S. Siding)	15.00	9.53
4.	Pandaveswar Area (Loading into tipper and transporting the same from Khottadih UG stock to S.S. Siding)	8.40	4.64
5.	Sodepur Area (Shifting, loading and transportation for different mines of Sodepur Area)	3.49	3.51
6.	Kajora Area (Transportation of Sand from Pirthan Ghat, Ramnagar Ghat and Sidha Ghat of Ajoy River to the PD Unit Sand Bunker of Khas Kajora Colliery)	1.38	5.48
7.	Kajora Area [(Transportation of Sand from Pirthan Ghat, Ramnagar Ghat and Sidha Ghat of Ajoy River & 1/1 Dumps of J.K. Ropeways to the 5 & 6 Pit Sand Bunker (A&B) Khas Kajora Colliery)]	1.39	3.53
8.	Kajora Area (Transportation of Sand from Pirthan Ghat, Ramnagar Ghat and Sidha Ghat of Ajoy River, Harabhanga Ghat of Damodar River and 1/7 Dump of J.K. Ropeways to the Bhaluktala Sand Bunker of Khas Kajora )	1.11	2.64

Sl. No.	Name of Area and Work	Awarded Qty. (Lakh Te.)	Awarded Amount (₹ in Crore)
9.	Salanpur Area (Loading by Pay Loader into Wagons at Bonjemehari Siding)	48.00	3.60
10.	Sonepur Bazari Area (Crushing of Coal by Mobile Crusher along with operations and maintenance of the crushing arrangement)	20.68	1.84
11.	Kajora Area (Transportation of Sand from Pirthan Ghat, Ramnagar Ghat and Sidha Ghat of Ajoy River to the A Pit and B Pit Sand Bunker of Parascole East Colliery)	1.80	5.53
12.	Kajora Area (Transportation of Sand from Pirthan Ghat, Ramnagar Ghat and Sidha Ghat of Ajoy River to No. 6 Pit Sand Bunker of Parascole West Colliery)	1.10	4.13
13.	Mugma Area (Loading into tippers by Pay Loader and transportation from Barmuri OCP Coal Depots to Central Pool Railway Siding)	4.60	2.21
<b>Total</b>			<b>76.93</b>

**22.3 Global Underground Contracts:** Following contracts/activities for mass production technologies in underground mines were finalized during Financial Year 2020-21:

Sl. No.	Area	Name of work	Awarded Quantity (MT)	Contract Amount (₹ in Cr.)
1.	Bankola	Introduction of Continuous Miner at Kumardih-B Underground Mine	4.59	382.54
2.	Pandaveswar	Production started from Continuous Miner at Khottadih Underground Mine	4.95	378.00 (Approx.)



Inspection of Opencast mines at Rajmahal Area

**22.4 Miscellaneous Contract:**

Sl. No.	Name of Work	Awarded Qty. (No.)	Awarded Amount (₹ in Cr.)
1.	Selection of a Certification Body for Company-wide integrated ISO recertification work of Eastern Coalfields Limited (ECL) for a period of three years	03	0.06
2.	Hiring Advanced Life Support (ALS) Ambulances with factory fitted AC on rental basis along with driver and Medical Technician/Paramedic for 24 hours deployment basis for transportation of critical patients from various coverage Areas/ Workshops/Hospitals of ECL to empanelled Hospitals of CIL/ referred hospitals (Asansol, Durgapur, Ranchi, Kolkata etc.)	07	4.15

**23.0 CORPORATE GOVERNANCE:**

Corporate Governance is a process that aims to meet shareholders aspirations and societal expectations. It is a commitment that is backed by the fundamental belief of maximizing shareholders value, transparency in functioning, values and mutual trust amongst all the constituents of organization. Corporate Governance is a culture that guides the Board, management and employees to function towards the best interest of shareholders. It involves essentially a creative, generative and positive thinking activity that adds value to the various stakeholders that are served as end customers of the corporate entity.

ECL is committed to achieving highest level of transparency, openness and accountability and fairness in all areas of operation, meeting the aspirations of all its stakeholders with primary objective of enhancing shareholders value, timely and balanced disclosure of all material information to all the stakeholders and protection of their interest. The Company has put in place a sound system of internal control to mitigate the risks and comply with the laws of land, rules & regulations in true letter and spirit with a view to provide oversight and guidance to management in strategy implementation.

In our Company, Corporate Governance philosophy stems from our belief that corporate governance is a key element in improving efficiency and growth as well as enhancing investor confidence and accordingly the Corporate Governance philosophy has been scripted as under:



Release of magazine "Jyotsna" by CMD & Functional Directors of ECL



“As a good corporate citizen, the Company is committed to sound corporate practices, based on conscience, openness, fairness, professionalism and accountability in building confidence of its various stakeholders in it thereby paving the way for its long-term success.”

A report on Corporate Governance of your company is placed at **ANNEXURE-VI** and a certification from Auditors regarding compliance of conditions of Corporate Governance by your company for the year ended 31<sup>st</sup> March, 2021 is also placed at **ANNEXURE-VII** to this report.

The **Annual Return** of the company for financial year 2020-21 pursuant to Section 92 of the Companies Act, 2013 is available on our website. Link- <http://easterncoal.gov.in/ARECL20-21.pdf>

#### **24.0 ACKNOWLEDGEMENT:**

Your Directors express their sincere gratitude to Govt. of India in general, Ministry of Coal, Govt. of West Bengal, Govt. of Jharkhand and Coal India Limited in particular for their valuable guidance and co-operation throughout the year towards attainment of the objectives of the company. Your Directors also thank all the operating Trade Unions for their co-operation and to the employees of the Company at all level for their sincere and dedicated services rendered by them in the functioning of the Company. They are fully confident that the employees of all ranks would continue to strive hard to improve the performance of the company in the coming years.

Your Directors acknowledge with thanks the assistance and guidance received from Statutory Auditors, Cost Auditors, Secretarial Auditors, Tax Auditor, Bankers, Registrar of Companies, West Bengal and Comptroller and Auditor General of India. Your Directors also wish to place on record their sincere thanks to the valued customers and consumers for their patronage to the company.

#### **The following papers are annexed to the Report:**

- i) Comments of the Comptroller and Auditor General of India under Section 143(6) of the Companies Act, 2013.
- ii) Secretarial Audit Report in Form No. MR-3, given by Company Secretary in Practice pursuant to Section 204(1) of the Companies Act, 2013 (**Annexure-VIII**).
- iii) Foreign exchange earnings and outgo (**Annexure-IX**).
- iv) Details about research and development activities of the company (**Annexure-X**).
- v) Addendum to the Director’s Report under Sec. 134(2) and 134(3)(f) of the Companies Act, 2013 stating Statutory Auditor’s Report and Management’s reply thereon.

**For and on behalf of the Board of Directors**

**(Prem Sagar Mishra)**  
**Chairman-cum-Mg. Director**  
**DIN-07379202**

**Place: Sanctoria**

**Date: 7<sup>th</sup> August, 2021**

**Annexure-I****3.2. Status of CIL R&D Projects being implemented in command area of ECL upto 31<sup>st</sup> March, 2021:**

Sl. No.	Name of the project	Financial Outlay (₹ in Lakh)	Date of Start	Scheduled date of completion	Progressive Disbursement (₹ in Lakh)	Status
1.	Underground Trapped Miner Location system. <b>Project Code:</b> CIL/R&D/1/35/10 <b>Implementing Agencies:</b> TCS, CMC & CMPDIL (ME), Ranchi	507.45 CMPDIL - 36.98 TCS/CMC - 470.47	15 <sup>th</sup> January, 2010	31 <sup>st</sup> August, 2021	447.86 CMPDIL - 28.86 TCS/CMC - 419.00	Apex Committee in its 32 <sup>nd</sup> meeting held on 30.12.2020 has extended the project up to June, 2021 with a consideration that more time should be given to M/s. TCS for conducting field trial at Jhanjra UG Mines, ECL.
2.	Development of guideline for prevention & mitigation of explosion hazard by risk assessment and determination of explosibility of Indian coal incorporating risk based mine emergency evacuation and re-entry protocol. <b>Project Code:</b> CIL/R&D/1/60/2016 <b>Implementing Agencies:</b> IIT-ISM, Dhanbad and CIMFR, Dhanbad	2413.21 IIT-ISM, Dhanbad - 1617.07 CIMFR, Dhanbad - 796.14	15 <sup>th</sup> April, 2016	14 <sup>th</sup> April, 2022	2267.76 IIT-ISM, Dhanbad - 1510.00 CIMFR - 757.76	Risk assessment for identification of gaps in existing mine entry and re-entry practices during or after emergency in Indian coal mines is in progress at IIT-ISM, Dhanbad. Lab analysis of intrinsic properties and petrographic characterization of the collected coal samples to know coal combustion behavior is also continuing. Simulation of coal dust explosion and study of effect of different inertising agents in 30 mtr. long propagation tube will be started after installation and commissioning of all above equipment at the campus of IIT-ISM, Dhanbad. Expected delay due to delay in procurement of equipment at IIT, Dhanbad. ISM has initiated for procurement of 30 mtr. long explosion tube from M/s. SIMTARS, Australia. Three equipments for which procurement order placed at earlier by IIT-ISM, Dhanbad have been delivered to IIT-ISM, Dhanbad but their installation has not been started till date. Order for procurement of 30 mtr. explosion chamber from M/s. SIMTARS, Australia has not been placed till date due to certain issues with M/s. SIMTARS, Australia. To resolve the issues, 3 meetings were held through Video Conferencing mode in June, 2020 & September, 2020 between IIT-ISM, Dhanbad and Australian counterpart and outcome is still awaited. Other implementing agency, M/s. CIMFR is working as per their revised schedule. Status was reviewed in 32 <sup>nd</sup> meeting of the Apex Committee.  The committee advised IIT-ISM, Dhanbad to take up the matters with M/s. SIMTARS, Australia and other Australian counterparts to resolve the matters at the earliest. The Committee, agreed to recommend time extension of the project up to 14 <sup>th</sup> April, 2022 without any cost escalation to complete the remaining activities of the project for consideration of R&D Board of CIL.

Sl. No.	Name of the project	Financial Outlay (₹ in Lakh)	Date of Start	Scheduled date of completion	Progressive Disbursement (₹ in Lakh)	Status
3.	Requirement of air in mine for Mass Production Technology. <b>Project Code:</b> CIL/R&D/01/63/2016 <b>Implementing Agencies:</b> UMD, CMPDI(HO), Ranchi	491.27	1 <sup>st</sup> November, 2016	31 <sup>st</sup> August, 2021	164.33	Field activities related to gas survey has been completed for 6 mines of BCCL, ECL and SECL till date. Further gas survey envisaged to be conducted in 6 more mines could not be undertaken due to lockdown. The envisaged objective could be achieved only after the analysis of the outcome of gas survey in respect of all the 12 underground mines where mass production technology has been deployed.
4.	High Ash Coal Gasification and associated upstream and downstream processes (Coal to Chemicals, CTC). <b>Project Code:</b> CIL/R&D/03/03/2017 <b>Implementing Agencies:</b> IIT-ISM, Dhanbad, IIT-Roorkee, CMPDIL, Ranchi, MCL, Sambalpur, ECL, Sanctoria and CCL, Ranchi. Technical collaboration of IIT-ISM, Dhanbad with Australian Universities	2160.721 IIT-ISM, Dhanbad - 1872.007 IIT, Roorkee - 131.804 CMPDIL, Ranchi -156.910	20 <sup>th</sup> July, 2017	31 <sup>st</sup> August, 2021	1700.53 IIT-ISM Dhanbad - 1580.00 IIT, Roorkee - 105.00 CMPDIL, Ranchi - 15.53	The slow progress was deliberated in 31 <sup>st</sup> meeting of the Apex Committee held on 27.07.2020. The Committee after detailed deliberation opined that development of the gassifier at low pressures would not lead to a better understanding of coal towards gasification vis-à-vis selection matching gassifiers as well as utilization patterns and future strategies. In the above scenario, the Apex Committee recommended termination of the project to R&D Board of CIL for consideration with total expenditure of actual expenditure ₹ 253.822 Lakh (IIT-ISM, Dhanbad: ₹ 134.242 Lakh; IIT, Roorkee: ₹ 104.05 Lakh and CMPDIL, Ranchi: ₹ 15.53 Lakh) only incurred under the project till date. The Apex Committee reiterated its earlier decision that IIT-ISM, Dhanbad must keep hold purchase orders of entire equipment and committed expenditure until final decision of R&D of CIL. Apex Committee advised all project proponents to submit the termination proposal including audited progressive expenditure in Form-III, IV and details of work done under the above project till date, which will be deliberated in the R&D Board of CIL. Above reports are awaited.
5.	Optical fiber based solar illumination of pit bottom and underground mine roadways and working face. <b>Project Code:</b> CIL/R&D/01/66/2017 <b>Implementing Agencies:</b> IIT, Kharagpur and ECL, Sanctoria	155.53 IIT, Kharagpur - 155.53 ECL - Nil	1 <sup>st</sup> August, 2017	31 <sup>st</sup> August, 2021	150.00 IIT, Kharagpur - 150.00 ECL - Nil	Project team from IIT Kharagpur visited the Jhanjra mine, ECL on 15 <sup>th</sup> December, 2020 and installed the developed system. First phase of demonstration done on 16 <sup>th</sup> December, 2020.
6.	Development of guidelines for design of all tiers of shovel-dumper dump above dragline dump, with delineation of phreatic surface, within dragline dump, throughout the year and validation study on two dragline mines of Coal India Limited (CIL). <b>Project Code:</b> CIL/R&D/01/68/2018 <b>Implementing Agencies:</b> BIT, Mesra, S&R Division, CIL(HO), Kolkata	75.30 BIT, Mesra - 75.30	1 <sup>st</sup> May, 2018	31 <sup>st</sup> August, 2021	58.00 BIT, Mesra - 58.00	Under this project, so far, geo-engineering and Hydro-geological collection from field started and their analysis at BIT, Mesra is continuing. Collection of samples from Sasti and Mungoli OC, WCL and Block-II, BCCL has been done and their analysis continues. Factor of Safety (FOS) of Sasti and Mungoli OC, WCL calculated. Collection of geo-engineering parameters from Bina OCP, NCL done. The Apex Committee in its 31 <sup>st</sup> meeting held on 27.07.2020 took note about the progress of the above project, due to Covid-19 sample collection from Sonepur Bazar, ECL has not been done till date.



Sl. No.	Name of the project	Financial Outlay (₹ in Lakh)	Date of Start	Scheduled date of completion	Progressive Disbursement (₹ in Lakh)	Status
7.	<p>Development of Virtual Reality Mine Simulator (VRMS) for improving safety and productivity in coal mines.</p> <p><b>Project Code:</b> CIL/R&amp;D/01/67/2017</p> <p><b>Implementing Agencies:</b> IIT-ISM, Dhanbad, S&amp;R Deptt., CIL, ECL, CMPDIL, Ranchi, NCL and M/s. SIMTARS, Australia</p>	<p>1410.40</p> <p>IIT-ISM, Dhanbad - 1320.40</p> <p>CMPDIL, Ranchi - 90.00</p>	<p>1<sup>st</sup> September, 2017</p>	<p>31<sup>st</sup> May, 2022</p>	<p>1258.13</p> <p>IIT-ISM, Dhanbad - 1250.00</p> <p>CMPDIL, Ranchi - 8.13</p>	<p>a. IIT-ISM, Dhanbad vide mail on dated 13<sup>th</sup> and 18<sup>th</sup> February, 2020, informed that M/s. SIMTARS, Australia has indicated their inability and withdrawal from the project due to shifting of their policy.</p> <p>b. Due to which, required equipment has not been supplied to IIT-ISM, Dhanbad till date.</p> <p>c. To resolve the issues, 3 meetings through VC in June, 2020 &amp; September, 2020 among IIT-ISM, Dhanbad and Australian counterpart have been held.</p> <p>d. Slow progress of the project was deliberated in the 31<sup>st</sup> meeting of the Apex Committee held on 27.07.2020. Apex Committee advised IIT-ISM</p> <p>Dhanbad to take up the matters with M/s. SIMTARS, Australia and other Australian counterparts to resolve the matters at the earliest as IIT-ISM, Dhanbad had an agreement with M/s. SIMTARS, Australia.</p> <p>e. IIT-ISM, Dhanbad vide mail dated 8<sup>th</sup> October, 2020, requested to include Sustainable Minerals Institute - JKTech Pty. Ltd. ("SMI-JKTech"), University of Queensland, Australia as sub-implementing agency in place of M/s. SIMTARS, Australia to take-up the remaining activities of project within sanctioned cost.</p> <p>f. SMI JKTech Pty. Ltd., University of Queensland, Australia has confirmed their co-operation and full support as sub implementing agency in the project and will take up the remaining work within the sanctioned cost with revised PO to be issued to SMI JKTech Pty. Ltd. in place of M/s. SIMTARS, Australia as per revised time line proposed by them.</p> <p>g. SMI JKTech Pty. Ltd. has also confirmed to implement the project within revised schedule after their inclusion as sub-implementing agency in place of M/s. SIMTARS, Australia.</p> <p>h. In view of above IIT-ISM, Dhanbad vide letter dated 28.10.2020 requested for change in implementing agency along with further time extension up to 31<sup>st</sup> May, 2022 as almost one (01) year time has lapsed without any work due to shifting policy of M/s. SIMTARS, Australia which was agreed by the Apex Committee in its meeting dated 30.12.2020.</p>

Sl. No.	Name of the project	Financial Outlay (₹ in Lakh)	Date of Start	Scheduled date of completion	Progressive Disbursement (₹ in Lakh)	Status
8.	Development and adoption of Real-Time Prognosis System (RTPS) for cost effective safe operation of mobile machinery: show-cased demonstration of dumper fleet. <b>Project Code:</b> CIL/R&D/01/71/2019	440.30 IIT, Kharagpur - 180.36; CIMFR, Dhanbad - 180.00 LTU, Sweden - 79.94	16 <sup>th</sup> December, 2019	15 <sup>th</sup> December, 2021	300.00 IIT, Kharagpur - 130.0 CIMFR, Dhanbad - 130.00 LTU, Sweden - 40.00	a. Field visit to Sonepur Bazari OCP to collect the base line data completed. b. Kick-off meeting related to this project held on 06.02.2020 at ECL HQ under the chairmanship of Chairman-cum-Managing Director, ECL. Five (05) nos of KPIs have been identified for this study. c. Video-conference among project leaders from IIT-Kharagpur, CIMFR, Dhanbad and LTU, Sweden held on 10.03.2020 to finalize the specification of sensors, software and data formats.
<b>Implementing Agencies:</b> IIT, Kharagpur, CIMFR, Dhanbad, Lulea Technological University (LTU), Sweden and ECL, Sanctoria.						
9.	Design and development of drop test facility for pit bottom buffer used in underground coal mines <b>Project code:</b> CIL/R&D/01/74/2021 <b>Implementing Agencies:</b> CMERI, Durgapur and ECL, Sanctoria	248.61 CMERI, Durgapur - 248.61	10 <sup>th</sup> February, 2021	9 <sup>th</sup> February, 2023		Project Report approved in 32 <sup>nd</sup> Apex Committee of R&D Board, CIL held on 30.12.2020.
10.	Design and deployment of Ventilation Fan wind power recovery system as an alternate source of electrical energy in underground coal mines <b>Project Code:</b> CIL/R&D/04/12/2021 <b>Implementing Agencies:</b> IIT-ISM, Dhanbad & ECL, Sanctoria	66.07 IIT-ISM Dhanbad - 66.07	10 <sup>th</sup> February, 2021	9 <sup>th</sup> February, 2023		Project Report approved in 32 <sup>nd</sup> Apex Committee of R&D Board, CIL held on 30.12.2020.

Annexure-II**3.3. Status of Coal S&T Projects funded by MoC being implemented in command area of ECL upto 31<sup>st</sup> March, 2021:**

Sl. No.	Name of the project with Code	Financial Outlay (₹ in Lakh)	Date of Start	Revised/ Scheduled date of completion	Progressive Disbursement (₹ in Lakh)	Status
1.	Development of tele-robotics and remote operation technology for underground coal mines  <b>Project Code:</b> MT (EoI)/ 162	440.12 CMERI - 251.57 CIMFR - 125.55 CMPDIL - 63.00	September, 2012	September, 2021	388.00 For CMERI-250.00 CIMFR-75.00 CMPDIL-63.00	Under this project, tele-robot has been developed and field trial conducted at Khottadih Mine of ECL. IS certification from SAMEER, Kolkata has been obtained and other required certifications obtained from CIMFR, Dhanbad. Field trial permission from DGMS is awaited.
<b>Implementing Agency:</b>						
CMERI, Durgapur, CIMFR, Dhanbad & CMPDIL, Ranchi						
2.	Indigenous development of IOT Enabled Technology for monitoring, analysis and interpretation of Longwall Shield for Improving Safety and Productivity	471.00 CMPDIL - 103.84	October, 2020	September, 2023	-	Standing Scientific Research Committee approved the Project on 09.10.2020.
<b>Implementing Agency:</b> IIT Kharagpur, CMPDIL & ECL						
3.	Study of hazards due to mining induced sub-surface cavities and waterlogged areas in inaccessible old workings in underground coal mines using geophysical technique	199.96 IIT-ISM, Dhanbad-199.96 ECL - Nil	15 <sup>th</sup> March, 2021	14 <sup>th</sup> March, 2023	-	Standing Scientific Research Committee approved the Project on 10.03.2021.
<b>Project Code:</b> MT-173						
<b>Implementing Agency:</b> IIT Dhanbad & ECL						

**3.15 Project Monitoring & Status of Implementation of Ongoing Projects:**

Sl. No.	Name of Project	Sanctioned Capital (₹ Cr.)	Original date of approval	Scheduled date of completion	Anticipated date of completion	Status of Implementation
1.	Sonepur-Bazari Combined OC (8.00 MTY)	1055.05	August, 2012	March, 2018	October, 2021	Production achieved in 2018-19- 10.03 MT, 2019-20- 11.10 MT, & 2020-21- 9.48 MT. Construction of Railway siding and new CHP is under progress. Possession of land and R&R are under progress.
2.	Hura-C OC (3.00 MTY)	359.69	October, 2015	March, 2022	March, 2022	Stage-II Forestry Clearance obtained and land possession is under progress.
3.	Jhanjira Expansion UG (5.00 MTY)	1210.12	April, 2020	March, 2029	March, 2029	Production achieved in 2018-19- 3.38 MT, 2019-20- 3.50 MT, & 2020-21- 3.57 MT
4.	New Kenda OCP (1.20 MTY)	127.72	November, 2014	March, 2019	March, 2023	OB removal re-started from 22.07.2018. Coal production started on 28.12.2018. Production achieved in 2018-19- 0.103 MT, 2019-20- 0.129 MT & 2020-21: 0.300 MT
5.	Kumardih-B CM UG (1.02 MTY)	117.91	May, 2014	March, 2023	March, 2023	(i) Commissioning of 1 <sup>st</sup> set LHCM done on 11.12.2019. Production achieved in 2019-20 is 0.14 MT and in 2020-21 is 0.519 MT (ii) For SHCM (one no.) tender has been finalized. LOA was issued on 05.06.2020. Contract Agreement has been signed on 24.02.2021
6.	Chitra East OC (RCE) (2.50 MTY)	513.99	August, 2018	March, 2024	March, 2024	Production achieved in 2018-19- 2.03MT, 2019-20- 2.05 MT & 2020-21: 0.873MT Stage-II Forestry Clearance obtained, land possession and R&R are in progress.
7.	Mohanpur Expansion OC (2.50 MTY)	888.99	November, 2020	March, 2025	March, 2025	Production achieved in 2018-19- 0.748 MT, 2019-20- 0.999 MT & 2020-21: 0.820MT Land possession and R&R activities are delayed. Expansion Project Report (2.50 MTY) has been approved by CIL Board on 11.11.2020.



Sl. No.	Name of Project	Sanctioned Capital (₹ Cr.)	Original date of approval	Scheduled date of completion	Anticipated date of completion	Status of Implementation
8.	Khottadih CM UG (0.60 MTY)	127.17	May, 2015	March, 2016	March, 2023	Continuous Miner has been commissioned and coal production started in Mar, 2021.
9.	Khottadih Expansion OCP (1.60 MTY)	140.25	May, 2017	March, 2020	March, 2022	Coal production of 0.271 MT was achieved during the year including 0.007 MT from Continuous Miner. Production achieved in 2018-19- 1.07 MT, 2019-20- 1.16 MT & 2020-21- 0.689 MT R&R of Billpahari village under progress.
10.	Siduli (OC: 1.20 & UG: 1.63 MTY)	535.18	May, 2018	March, 2026	March, 2026	Land schedule has been approved on 31.08.2020. Matter of shifting of unstable location 105 (Hatia Basti) has been taken up with ADDA.
11.	Nakraconda Kumardih B OC (3.00 MTY)	502.68	August, 2018	March, 2029	March, 2029	LOA for Hiring of Equipment for OB removal issued on 20.06.2020. OB removal has been started on 11.11.2020.
12.	Tilaboni UG (1.86 MTY)	916.62	February, 2019	March, 2027	March, 2027	Notification for acquisition of 422 Ha land u/s 7 of CBA (A&D) Act issued on 12.02.2021. Approval of various activities are in progress.
13.	Parasea-Belbaid UG (2.07 MTY)	826.42	July, 2019	March, 2027	March, 2027	Proposal for different activities has been initiated.
14.	Shyamsundarpur UG (including Sarpi Unit) (1.59 MTY)	483.65	April, 2020	March, 2025	March, 2025	Project Report has been approved by CIL Board on 16.04.2020. Approval of various activities are in progress. Production achieved in 2018-19- 0.744 MT, 2019-20- 0.825 MT & 2020-21- 0.754 MT
15.	Nabakajora-Madhappur Block UG (0.30 MTY)	56.14	December, 2006	March, 2014	PR under Recast	Project Report is under recast for incorporating new guideline of Mine closure plan.
16.	Khandra NKJ UG (0.285 MTY)	18.81	July, 2003	March, 2009	PR under Recast	Project Report under Recast
17.	Bankola R-VI UG (0.24 MTY)	19.14	March, 2003	March, 2009	PR under Recast	Project Report under Recast
18.	Narainkuri UG (0.54 MTY)	149.06	February, 2009	March, 2015	PR under Recast	Project Report under Recast



## MANAGEMENT'S DISCUSSION AND ANALYSIS REPORT-2020-21

### Overview of the Indian economy:

With estimated GDP, on a purchasing power parity basis, India is the 3rd largest economy in the world after China and United States of America. India has emerged as the fastest growing major economy in the world as per the Central Statistics Organization (CSO) and International Monetary Fund (IMF). The ministry has laid stress on the coal sector achieving cost effectiveness, improving viability of mines by effective and efficient mining, ensuring safety measures, continuing the quality thrust and foremost on customer satisfaction. Coal is one of the prime fuels in India and will continue to be crucial to India's future energy security.

### Indian coal industry and reserves:

As on April, 2019, the geological resource of Indian coal was 326.495 BT up to a depth of 1200 m. (Source: GSI, Gol). In India, coal is the prime fuel used to fire thermal power plants due to its availability and affordability.

### Outlook:

#### Overview of Eastern Coalfields Limited:

Eastern Coalfields Limited (ECL), a subsidiary of Coal India Limited was incorporated on 1st November, 1975 by taking over 414 mines vested with Eastern Division of Coal Mines Authority Limited (CMAL) and the company commenced its commercial operation from that date. It operates in the states of West Bengal and Jharkhand. There are 14 number of operating areas with 80 number of working mines, 48 being underground mines, 22 opencast mines and 8 mixed mines. ECL is one of the best quality coal producing companies in India having a reserve of 31.67 Billion Tonne of Coal as on 01.04.2019 in the state of West Bengal and 19.93 Billion Tonne in the state of Jharkhand and thus the total is 51.60 Billion Tonne.

### Strengths and weakness:

#### Competitive Strengths:

- Total geological reserve of 31.67 Billion Tonne of Coal in West Bengal, out of which 14.22 Billion Tonne is in the proven category. ECL has premium grade of coal with average ash content less than 20% at Raniganj Coalfields. This coal can be blended with high ash coal from other subsidiaries to satisfy MoEF stipulations.
- Reserves of 19.89 Billion Tonne of Coal down to a depth of 600 metre as on 01.04.2019 (as per GSI) in the state of Jharkhand out of which 7.01 BT is proven reserve, where scope for comparatively easy extraction of coal by open cast mining exists.
- Workmen capable of working in difficult conditions.
- Mines are located along National Highway and Railway Corridor which facilitates easy evacuation.
- ECL is blessed with coal having wide range of GCV i.e. 6700 kcal/kg to 3401 kcal/kg (G3-G13) thereby making it accessible to wide range of consumers.
- Brahmani & Amrakonda-Murgadangal coal blocks allotted to ECL have huge coal reserve of 1900 MT and 900 MT respectively. This will improve the production capacity of ECL in coming years and assist making ECL a 100 MT coal company in near future.

#### Weakness:

- The coal mining in the Raniganj coalfield had started about 250 years back. Hence the company is loaded with old legacy of small mines, old steam winders working at much below of its rated capacity.
- Difficult geo-mining condition.

- c. Dense population impedes acquisition of land.
- d. Huge infrastructure built on coal bearing areas hinder open cast mining.
- e. Huge pumping and sand stowing cost.
- f. Upper water-logged seams impede introduction of Mass Production Technology in lower seams.

**Opportunities and Threats:**
**Opportunities:**

- a. Realization of better value for coal through e-marketing.
- b. Recourse working small OC patches to curb illegal mining.
- c. Positive response from Central Trade Unions to issues involving safety, production and productivity.
- d. Increasing co-operation from Central and State Governments as well as local authorities in solving the problems.
- e. Introduction of Highwall Mining Technology especially in Opencast mines which can not be further expanded due to major surface constraints.
- f. Exploration and exploitation of Coal Bed Methane (CBM) under ECL lease hold area.

**Threats:**

- a. Opposition to acquisition of land by villagers and putting demand beyond the Company's norm.
- b. Opposition to closure of unsafe underground mines.
- c. Land constraints in introduction of mass production technology in large scale owing to water logging of upper horizon & expansion of OC.
- d. Unauthorized occupation of Company's quarters in prohibited areas.
- e. Illegal mining and coal theft are posing threat to the running mines endangering men and machine.



Review meeting of ECL chaired by Shri Pramod Agarwal, Chairman, CIL



## Business Strategies:

- a. Continue to increase production, productivity and capitalize on the significant demand-supply gap for coal in India.
- b. Improve realization through increased sale of higher quality coal and e-auction of coal.
- c. Enhance profitability and maintain competitiveness by improving operating and cost efficiencies.
- d. Continue to increase our reserve base by detailed exploration.
- e. Continue to focus on developing environmentally and socially sustainable operations. Coal transport from mine to railway siding by surface belt conveyors is being introduced.
- f. Exploration and exploitation of Coal Bed Methane (CBM), Coal Mine Methane (CMM) and gasification for additional revenue generation.
- g. Closure of unsafe mines.
- h. Rationalization of manpower.

As a part of Business Strategy the Company has identified the global challenges and strategies are being formulated to meet these challenges. Various initiatives in mission mode have been initiated in the company which aims to redefine the mission, vision and objective of the company. The company has initiated the following projects in mission mode which also aims to reincarnate the image of the company:

1. Mission **“SuDESHH”** has been launched which aims for Sustainable Development, Environment, Safety, Health & Hygiene. The very essence of sustainable development is meeting the needs of the present generation without compromising the ability of future generations. To achieve the global leadership, ECL appreciates and understands the global challenges which are the issues of Sustainable Development, Environment, Safety, Health & Hygiene and hence, being a responsible organization, Mission SuDESHH aims at creating a sustainable and better future for ECL.
2. Mission **“SANJIBANI”** aims for Systemic Advancements, New Jobs, Integrated Business & New Initiatives.
3. Mission **“SUMIT”** has been initiated which aims for Systematic Upgradation of Mining & Information Technology. Since very old conventional technologies were being used in almost all the mines, as such, a need was felt for integration of Mining & Allied process with Information Technology through a project SUMIT.
4. Mission **“DHAROHAR”** has been envisioned with an aim of protecting the legacies of Coal Mining in the Country, Archiving of Archaic Buildings, Plants, Equipments, Machines, Appliances, Instruments, Models of Heritage nature by construction of Museum.
5. Mission **“JATAYU”** was launched during the Vigilance Awareness Week-2018 to encourage the spirit of FITE (Fairness, Integrity, and Transparency & Equality) amongst the employees for the image reincarnation of the Company.
6. Mission **“SAMBANDH”** has been launched to reach out all the stakeholders and the community at large as problem solver and solution provider which will ultimately facilitate for smooth upcoming of Greenfield projects and ease out the Brownfield project.
7. Mission **“INDRADHANUSH”** has been undertaken to assimilate cultures, festivals, dance, music and ethnicity of different regions of the country. Through this initiative, different occasions of different regions are observed in different units which have brought about a sense of belongingness amongst ECL Employees and its Family Members and have also increased the Happiness Index of ECL.
8. Under the umbrella of Mission **“SuDESHH”**, another Mission called **“SuDESHH-MITWA”** has been launched on the eve of ‘World AIDS Day’ on 1<sup>st</sup> December, 2018 through which medical facilities are to be extended to employees of unorganized sectors.
9. Mission **“MITAWA”** has been initiated which aims for Maintenance Inspired Techniques and Work Agencies for ensuring proper maintenance of all the equipment and machinery both in opencast and underground mines along with development of the proper work culture.



10. Mission “**JAGGARAN**” has been initiated to reduce use of Single Use Plastic. The mission was launched during the “Swachhata Hi Seva” campaign from 11<sup>th</sup> September, 2019 to 2<sup>nd</sup> October, 2019.
11. A New Concept named “**10 R**” has been introduced in ECL for fullest utilization of the resources under the categories of “Reuse”, “Refuse”, “Recycle”, “Repurpose”, “Refill”, “Reinvent”, “Repair”, “Reduce”, “Redesign” and “Refurbish”
12. Mission “**DESHI**” has been initiated which stands for Demand Detection, Export of Coal, Simplification of System, Harnessing Quality and Import Substitution.

### Activities under Mission SANJIBANI:

Any established business needs to continuously innovate and look for new avenues of growth to flourish in a highly dynamic socio-economic environment. Eastern Coalfields Limited finds itself at crossroads regarding its future due to its dependence on coal mining as the sole area of business operations. Increasingly, there has been a push towards large scale adoption of renewable energy in the overall energy basket of India. Reduction of Greenhouse gas emission has also been figuring high on the agenda of India’s policymakers. Mission “**SANJIBANI**” was conceptualized in ECL with a view to work on various initiatives related to our core business of coal production as well as to look for allied business opportunities. Mission “**SANJIBANI**” aims for Systemic Advancements, New Jobs, Integrated Business & New Initiatives.

Various activities undertaken under Mission “**SANJIBANI**” are as under:

#### i) **Systemic Advancements:**

- a) **Curbing the menace of illegal mining pits:** At some places, there are incidences of illegal mining pits in the vicinity of ECL’s mines and its leasehold areas. Such unplanned and illegal mining pits pose safety hazard to the people engaged in such activities as well as to the existing mining operations of ECL mines. ECL undertakes drive for acting against such illegal mining pits as well as filling those pits. As per the earlier practice, only security personnel were engaged in such drives, which was not very effective in curbing the menace properly. However, on the basis of brainstorming by ECL’s top management and field officials, a systemic advancement was brought upon the whole process related to tackling the menace of illegal mining pits. This systemic advancement was started from the year 2018-19. As per the new guidelines, the concerned GM/Agent/Manager are personally involved in such activities and submit a weekly report to the concerned Director. This new advancement in the system has brought about more accountability in tackling the issue of illegal mining pits.
- b) **Introduction of MINEX software:** It is a software which can prepare geological & mining plan in relatively lesser time and with accuracy. CMPDIL used this software for geological planning and mining planning. ECL has also recently procured one license of MINEX in Febuary, 2021. P&P Department, ECL HQ is presently using this software for the purpose of OC patch planning. Further utilization of this software will be done in due course after gaining further training on this software.

- ii) **New Jobs:** ‘Dishari’ scheme has been launched for speedy employment procedure under compassionate employment was introduced under mission ‘SANJIBANI’ on 01.05.2020. It is a step towards Simplification & Standardisation of Employment Process (NCWA). The basic purpose of ‘Dishari’ is systematic and time bound movement of employment claim to provide utmost support to the aggrieved family. ‘Dishari’ scheme envisages that from submission of application form to offer of employment, the whole process is completed within 3.5 months. During 1<sup>st</sup>, 2<sup>nd</sup>, 3<sup>rd</sup> and 4<sup>th</sup> quarter of the financial year 2020-21, 2, 33, 48 and 65 nos. of employments were approved under this scheme.

#### iii) **Integrated Business:**

- a) **Surface Coal Gasification:** India has set an ambitious target of using 100 Million Tonnes of coal for coal gasification by the year 2030. Gasification is a process that converts carbonaceous material, such as fossil fuels and biomass into a mixture of mostly hydrogen and carbon monoxide called Synthesis gas. Surface Coal gasification technology is efficiently used for converting coal to power, chemicals, fertilizers, and fuels. This gasification process is a clean technology to decompose coal into its different components in presence of steam and oxygen at high



pressure and high temperature. This leads to the production of synthesis gas, which is mainly a mixture of carbon monoxide and hydrogen. Coal gasification can be utilized to produce methanol as an alternative energy source. Due to skyrocketing and volatile prices of petroleum crude, India is looking forward to utilize coal as a source of liquid fuels. For Surface Coal Gasification (SCG), basically the inputs are suitable coal, source of water, availability of power and land. Presently ECL has undertaken a project on SCG named “Shilpanchal Pariyojona” at Raniganj under BOO mode. Coal for the planned project will be supplied from Sonepur Bazari mines. The annual requirement of coal will be 1.5 Million Tonnes for production of 6.5 lakh Ton of Methanol. The total investment of ECL will be around ₹ 1500 Crore. The life of the project will be for 25 years. Methanol is an important feedstock for many sectors of the chemical industry. Methanol is a key building block for various chemicals that are used in the production of polyester, polymer and fuels. The PFR for this project has been prepared by M/s PDIL. The PFR has been submitted by M/s. PDIL in June, 2021.

**b) Coal Bed Methane:** Coal Bed Methane (CBM) refers to the methane rich natural gas that is generated in the coal during its formation and trapped in its micro-pores and fractures. Having the 4<sup>th</sup> largest proven coal reserves and being the 3<sup>rd</sup> largest coal producer in the world, India holds good potential for commercial recovery of CBM. ECL has also ventured in the business of production of the CBM trapped in coal seams at depth. A part of the mining leasehold areas of Sripur, Satgram, and Kunustoria Areas of Raniganj Coalfield of ECL with an area of approximately 57.83 Sq. Km. has been selected for CBM project. A tender has been floated in June, 2021 for selection of CBM Developer. The project life is expected to be 25 years.

**iv) New Initiatives:**

**a) Processed Overburden (POB) for stowing:** Sand extracted from the rivers is used for stowing (filling) the voids created by extraction of coal in underground mines. The regular and indiscriminate extraction of sand from the rivers causes the lowering of the River beds and disturbance to its eco system. To safeguard against it, a novel way of stowing using overburden is being explored. This technology (POB) will convert waste to wealth and the river sand can be substituted by the Processed Overburden sand. In this regard, tender for setting up of an OB processing plant (1000 m<sup>3</sup>/day capacity) at Kajora Area of ECL was floated in February, 2021 and LOA / Work order will be issued in July, 2021. Few prominent benefits of POB are – (1) No disturbance to River Eco-system (2) Waste rock converted to useful material / manufactured sand (3) Promotes land conservation (4) No need to run pillar to post to arrange river sand as is the practice now (5) Availability of sufficient stowing material will ensure better productivity and safety (6) Cheaper than river sand and (7) Promotes sustainable mining.

**b) Bottom ash for UG mine stowing:** Taking advantage of availability of fly ash nearby the mines of ECL it is being considered to use the bottom ash part of the fly ash generated by the thermal power plants for stowing purposes. Trial run has been successfully carried out at Lakhimata Colliery of Mugma Area and Kalidaspur Colliery of Satgram Area. Necessary steps for obtaining permissions are under process for implementation of the system. Advantages of use of bottom ash over river sand, to name a few, are – (1) helps in river Eco-system conservation, (2) waste and environmentally harmful material converted to useful material, (3) promotes land and soil conservation, (4) thermal power plants supplies to pit top free of cost thus very cheap to use and no worry on availability as in case of river sand, (5) sufficient availability ensures better productivity and safety, (6) promotes sustainable mining, (7) mutual benefit to both supplier and user of fly ash and (8) assist in controlling Pollution from fly ash etc.

**c) Highwall mining:** In highwall mining a remotely operated coal cutting machine cuts coal upto about 300 mtr ensuring surface structures intact. This is most suitable for closed OC mines having coal in the periphery. Five numbers of old and abandoned OC mines in Mugma Area have been identified for extracting the coal beyond the pit limits and under buildup areas. A scheme for one of them (Rajpura WBC OC mine with geological reserve of about 5 MT) is under preparation. The rest is under study. Production of about 0.5 MTY from F.Y. 2021-22 onwards can be expected from highwall mining in ECL.



- d) **Paste Fill Technology (PFT):** Availability, rate of filling, high cost and environmental impact of using river sand as UG stowing material has impeded the productivity of coal from 'Stowing UG Coal mines' resulting in locking of huge reserves as coal pillars, rendering UG mines economically unviable and leading to closure of the mines. Higher production of coal calls for higher rate of extraction and thus matching higher rate of stowing. In the present scenario this condition of higher rate of filling cannot be fulfilled by sand stowing though scope of higher extraction exists in a number of mines. One possible way to address this issue is Paste Fill Technology using fly ash – which has higher rate of stowing & availability of fly ash in abundance at free of cost. This technology is being successfully run at Hindustan Zinc Ltd., Rajasthan but using mill tailings instead of fly ash. ECL has decided to adopt this method using fly ash in conjunction with Continuous Miner in Satgram Project UG mine of Satgram Area. Detailed Project Report is being prepared by CSIR-CIMFR, Dhanbad. Satgram Project UG mine will be the first coal mine in India to adopt this technology (Likely to produce 0.8 to 1 MTY). Expecting 5-6 MTY from PFT UG mines of ECL in the next 3-4 years is highly possible. If successfully implemented, PFT will be a major game changer on Mass Coal production Technology from UG mines in India.
- e) **Fire Extinguisher Ball:** An Idea of Fire Extinguisher Ball was explored. It has been observed that it can be a good substitute to our traditional Fire Extinguisher System, as there is no requirement of training for operating personnel, same ball caters to all three (A, B and C) categories of fire, easy to carry as it weighs only 1.3 Kg and when comes in contact of fire flame, extinguisher ball automatically activated within 3-10 seconds. Cost analysis had been done and it was found to be financially viable as there is no maintenance involved and shelf life is 5 years. One vendor was contacted for live demonstration at Sonepur Bazari Area. Live demonstration was carried out at Sonepur Bazari Area on 22.11.2019. Report of live demonstration was submitted to General Manager, Sonepur Bazari Area on 12.12.2019. Following points were mentioned in the report:
- The Fire extinguisher balls very effectively extinguished fire by throwing the balls from safe distance.
  - To activate the Fire extinguisher ball contact with fire is necessary.
  - This is very much suitable for vulnerable/inflammable installations where it can be kept in sensitive points to deal with any emergency automatically without human intervention.
  - In HEMM like Shovels, Drills, Dozers, Dumpers etc. it has to be installed at vulnerable points with proper bracket/holders which can hold it under heavy vibration and jerks in advance to deal with any emergency.
- Kajora Area has placed a Purchase order for 15 nos. of Fire Extinguisher Ball on 23.03.2021. Procurement of Fire Extinguisher Ball at Sonepur Bazari Area and Salanpur Area is under process. Purchase order is expected to be placed in second quarter of the F.Y. 2021-22.
- f) **Establishing Jan Aushadhi Centre at Sanctoria Hospital:** The objective of the proposal was to enhance satisfaction among the employees on supply of medicines to the indoor patients of hospitals and outdoor patients being treated in the Company. This idea had been discussed in detail and inputs were collected during Q2 of the F.Y. 2019-20. Initially it was proposed to establish two medical stores, one at CH, Kalla & one at Sanctoria Hospital premises, through outsourcing by reputed stores like Apollo pharmacy, Frank Ross etc. Later on, it was decided that Sanctoria Hospital will establish Jan Aushadhi Centre. If the model succeeds, it could be replicated in Kalla Hospital and other Area hospitals also. The said stores will provide medicines at government pre-fixed rates to our employees which will also help to reduce our expenditure on medical reimbursement.
- g) **Filing of Patents in ECL:** An invention relating either to a product or process that is new, involving inventive step and capable of industrial application can be patented. ECL is engaged in production of coal from numerous underground mines as well as open cast projects. Many a times, our officials and workmen come up with innovative ideas to deal with any issues faced during mining operations. ECL should endeavour to evaluate any innovative idea/design and look for possibility to get it patented. The idea is being looked into and it is expected to make progress in this direction in the coming year.

**h) Fuel Tank Modification of HEMM Dumpers to prevent Diesel theft:** Diesel tank of HEMM should be modified with perforated metallic insert to check incidences of diesel theft. Although, diesel tank of HEMM comes with pre-fitted CAP lock and Strainer but in practical scenario it has been found that most of the keys were lost and strainers were in broken condition. Due to this, diesel theft happens by inserting hose pipe after opening of the cap. It is proposed to weld a 2 inch diameter perforated GI Pipe of 8 inch size under the cap of diesel tank. This will make the fuel tank full proof from the point of view of theft. The idea is looked into and expected to be implemented soon.

**Activities under Mission SuDESHH:**

Missions are very important for achieving goals in a fixed timeframe with measurable parameter. Taking up the works in mission mode helps in achieving goals in fixed timeframe. Rapid Development has casted very adverse impact on Human Society in different ways and need of hour has been to make Development Sustainable.

ECL, as a Public Sector Company, also believes in growing sustainably and Mission SuDESHH i.e. Sustainable Development of Environment, Safety, Health & Hygiene has been taken up in Eastern Coalfields Limited for making its operations and business sustainable.

Lot of activities has been conceptualized and implemented in ECL under Mission SuDESHH during the F.Y. 2020-21. Not only activities, procedural changes have also been brought in making the Company’s functioning more sustainable, and ensuring its work force and community more safe and healthy. This Compendium has been prepared for highlighting the activities carried out in Mission SuDESHH to celebrate its success.

The activities undertaken under Mission SuDESHH during the F.Y. 2020-21 are as under:



Flagging ceremony of ALS Ambulance under CSR of ECL.

**1) Mission SuDESHH-MITWA to fight COVID-19 Pandemic:** ECL has distributed around 23,000 packet of Rations/ Grocery to poor, needy people during the lockdown imposed due to COVID-19 Pandemic under Mission SuDESHH-MITWA. Around 20,000 packets of cooked meal was also served to migrant workers, beggars and extremely poor people. Around 3 lakhs masks were distributed among workers and community and 1,000 litres of sanitizer was provided to them to fight against COVID-19 Pandemic under Mission SuDESHH. 59 nos. of thermal scanners were arranged for temperature checking at ECL’s establishments and around 9,000 gloves were distributed among workers under the Mission.



Distribution of food grains and other supplies to the needy during COVID-19 Pandemic

Isolation wards were created for COVID-19 patients in Kalla and Sanctoria Hospital and Ventilators were arranged for critically sick patient under the Mission. Around 5,000 dry food packet, water, masks distributed among migrant workers at Asansol Railway station in special trains under the Mission SuDESSH-MITWA.



Use of Oxygen Concentrator



Isolation ward at CH Kalla.



Sanitization of Workplace & Employee

- 2) **Safety Drive:** 13 Nos. of 3-5 minutes short video clips have been prepared for accidents, safe practices and distributed to employees through WhatsApp to sensitize workers about safety culture. 54682 departmental & 6054 contractual employees have been connected via whatsapp. Special Safety Audit of all operational hired OC patches was conducted from 16.03.2020 to 24.03.2020, under the aegis of mission "SuDESSH". Safety drive on Fire and Spontaneous heating organised from 11.05.2020 to 24.05.2020 under the Mission.

Inspection of old working to identify risk to safety from fire and inundation, including incidences of fall of roof and side in old workings from 08.06.2020 to 14.08.2020 under Mission mode. Safety drive to prevent accident due to fall of person organised from 06.07.2020 to 18.07.2020. Safety drive to prevent accident due to blasting of explosives organised from 10.08.2020 to 14.08.2020. Safety drive to prevent accident due to UG non-transport machineries organised from 24.08.2020 to 29.08.2020.

Special drive on Monsoon preparation and slope/dump monitoring organised from 28.09.2020 to 03.10.2020. Safety drive on safe operation of Underground Haulage system organised from 19.10.2020 to 24.10.2020. Safety Drive on Strata control and roof & side support organised from 23.11.2020 to 05.12.2020.

Safety drive of safe operation of contractual HEMM and working environment organised from 21.12.2020 to 02.01.2021. Safety drive on electrical installation and apparatus, Permit to Work, and LOTO procedure organised from 18.01.2021 to 30.01.2021. Safety drive on VT Centre & PME Centre organised from 22.02.2021 to 27.02.2021. Safety drive on strata monitoring and roof and side support organised from 15.03.2021 to 27.03.2021.

- 3) **Heath Clubs:** ECL opened Gym at HQ for improvement in fitness level of its employees under Mission SuDESSH as a welfare measure of Company. Six of Areas of ECL is having Gym facility and the same shall be expanded to all areas.



Gym at ECL Club, Sanctoria.

- 4) **Rain Water Harvesting:** Construction of Raw water harvesting under Sustainable development programme at Satgram Area of ECL.



Rain Water Harvesting

- 5) **Clean Drinking Water:** Commissioning of Reverse Osmosis Plant of 5,000 litre per hour capacity in Chinakuri Mine I in Sodepur Area to provide clean drinking water to around 3,000 people and commissioning of Reverse Osmosis Plant of 7,500 litre per hour capacity in North Searsole in Kunustoria Area to provide clean drinking water to around 4,000 people. Installation of Reverse Osmosis Plant of 5,000 litre per hour capacity in New Colony in S P Mines Area to provide clean drinking water to around 3,000 people. Installation of Reverse Osmosis Plant of 5,000 litre per hour capacity in Nimcha Colliery in Satgram Area to provide clean drinking water to around 3,000 people. Installation of Reverse Osmosis Plant of 5,000 litre per hour capacity in Regional Hospital, Chora in Kenda Area to provide clean drinking water to around 3,000 people. Commissioning of Reverse Osmosis Plant of 5,000 litre per hour capacity in Main Industrial Building in Jhahra Area to provide clean drinking water to around 3,000 people.





- 6) **Green Parks:** Chandra Sekhar Udyan has been developed at POCP Siding at Jhajhra Area for providing green parks to community. A fruit park has also been developed at Kumardihi Colliery at Bankola Area under the Mission.
- 7) **Vriksharopan Abhiyan:** Vriksharopan Abhiyan has been taken up in ECL and 1,62,000 saplings have been planted in 65 HA in quarter- 02 in the Mission mode across all Areas.
- 8) **Dust Suppression:** Fixed water sprinklers installed at J K Nagar Railway Siding at Satgram Area, POCP II siding at Jhajhra Area, Nimcha Siding at Satgram Area and Coal Depot to Girija Weigh Bridge at S P Mines Area for Dust Suppression.
- 9) **Solar Lights:** Installation of Solar light in nearby villages of Rajmahal Area, Salanpur Area & Kunustoria Area. Around 1400 solar Lights were installed under the Mission. Construction of Infrastructure for Rain Water Harvesting (Ground Water Recharge) at different locations under S B Area, ECL. Work awarded for setting up Roof top 1415 KWp Solar Project and Detailed Project Report prepared by SECI on Captive Consumption mode for 35 KWp Ground Mounted Solar Project.
- 10) **Plantation:** 1,63,755 saplings have been planted in 68 Ha of land in the Mission mode across all the Areas of ECL.
- 11) **First Mile Connectivity:** Work Order issued for setting up First Mile Connectivity Projects at Rajmahal CHP (10 MTY) and Jhajhra CHP (5 MTY) a total 15 MT per year. This initiative not only make Coal transportation easier and faster but it will also have greater environmental benefits.
- 12) **Mine water Utilisation:** Construction of settling tank at discharge point of mine water at Bejdih Incline under BMP Gr. of Sodepur Area.
- 13) **Healthcare:** Free Cataract camp under Mission SuDESHH-MITWA organised at Jamgram Palli Unnayan Samity in coordination with Punardristee Eye & General Hospital, Asansol under the welfare initiative of Salanpur Area.



Free Cataract Camp under Mission SuDESHH-MITWA



Dedicated COVID Health Centre at Rajmahal

**Activities under Mission DHAROHAR:**

Mission Dharohar engaged in exploring the possibility of introducing Mine Tourism in Asansol to showcase mining operations and to provide an opportunity to the enthusiastic tourist to visit coal mines and understand its intricacies. Team Dharohar has visited the Dhemomain Incline Colliery to find out the feasibility of Eco Mine Tourism. Team Dharohar prepared an action plan with a timeline regarding Eco Mine Tourism. The Action Plan consists of 3 projects:

- 1. Eco Mine Tourism (Underground Mine Visit)
- 2. Construction of Coal Museum
- 3. Construction of Heritage Park



Inauguration of water ATM at Salanpur Area in presence of Shri Pravin Kant & Shri A.K. Ganeriwala, Independent Directors and Shri B.Veera Reddy, Director (Technical) Operations

**PRODUCTION:**

Particulars	2020-21	2019-20
OCP - Coal (MT)	35.695	41.195
Underground Coal (MT)	9.309	9.206
Total (MT)	45.004	50.401
Growth %	-10.708	0.48
OBR- (MCUM)	139.585	140.455
Growth %	-0.62	11.42

**SEGMENT-WISE OR PRODUCT WISE PERFORMANCE:**

(in Million Tonnes)

Particulars	2020-21	%	2019-20	%	Growth (%)
Despatch to Outsiders under FSA	36.803	87.55	42.917	87.02	-14.25
E-auction (including forward auctions to PHs)	4.980	11.85	5.089	10.32	-2.15
Despatch under MoU	0.075	0.18	1.081	2.19	-93.09
Others	0.004	0.01	0.048	0.10	-91.34
Own Consumption	0.177	0.42	0.181	0.37	-2.55
Total Off-take*	42.039	100.00	49.316	100.00	-14.76

\* NB: Despatch under MoU means despatch to NTPC Barh.

**Our Customers:**

Majority of coal produced in ECL is supplied to Thermal Power Plants. In addition, coal is also supplied to various industries that include Steel, Cement, Sponge Iron, Defence & others.

**Transportation, Infrastructure and Logistics:**

Following the extraction of coal from a mine/working face, coal is transported to despatch points through tipping trucks and conveyor belts. Coal is delivered to the customers from the dispatch points through rail, road or dedicated rail MGR system.

All consignments dispatched are weighed either at ECL owned weighbridges available at our dispatch points or to the nearest weighbridges owned by Railways. Our sales are either “free on rail” or “free on road” from the designated dispatch points. Customers may choose the mode of transport between rail and road. The cost of transportation of coal from the mines to designated dispatch points is borne by the customers.

The following table shows information relating to various modes of transportation utilized for raw coal dispatch from our mines:

(in Million Tonnes)

Mode of Despatch	2020-21	2019-20
Rail	28.102	32.980
Road	3.005	2.535
Merry Go-Round (MGR)	10.755	13.620
<b>Total</b>	<b>41.862</b>	<b>49.135</b>

**Pricing of Coal:**

The pricing of Non-Coking Coal is presently based on its Gross Calorific Value w.e.f. 01.01.2012 and that of Coking Coal & Washery Grade Coal is set on the basis of ash level content. Pricing of coal for Semi Coking Coal is set on the basis of ash & moisture content level. The coal price is revised considering the escalation in input cost, inflation and landed cost of imported coal. The final customer price includes basic price and other charges (Cess, Royalties, GST and others). Around 88% of Coal is sold under the long-term fuel supply agreements (“FSAs”) executed between ECL and the linked customers. In addition, coal is also sold under E-auction scheme.



**Distribution and Marketing Policy:**

NCDP has been issued on October 18, 2007 with an objective to meet the demand of coal from consumers of different sectors of the economy, both on short term and long-term basis, in an assured, sustained, transparent and efficient manner with built-in commercial discipline.

**E-Auction Scheme:**

The E-Auction scheme of coal has been introduced to provide access to coal for customers who are not able to source their coal requirement through the available institutional mechanisms under the NCDP. The quantity of coal to be offered under E-Auction is reviewed from time to time by the MoC. The E-auction scheme provides an avenue for additional coal procurement by customers.

**Fuel Supply Agreements:**

In accordance with the terms of the NCDP, Coal Company has entered into legally enforceable FSAs directly with the customers or with State Nominated Agencies that in turn enters into appropriate distribution arrangements with end customers. Our FSAs can be broadly categorized into:

1. FSAs with customers in the power utilities sector, including State power utilities, private power utilities (“PPUs”) and independent power producers (“IPPs”);
2. FSAs with customers in non-power industries (including captive power plants (“CPPs”)
3. FSAs with State Nominated Agencies and
4. FSAs though Linkage auction route.

**RESEARCH AND DEVELOPMENT:**

In the 330<sup>th</sup> meeting of the ECL Board, Sub-Committee for “Research and Development” was constituted. As on 31<sup>st</sup> March, 2021, the Committee consisted of Shri Prem Sagar Mishra, Chairman-cum-Mg. Director, 2 (Two) Part-time Non-Official Directors viz. Shri Pravin Kant and Shri Anil Kumar Ganeriwala, 3 (Three) Functional Directors viz. Shri Jaiprakash Gupta, Director (Technical) Project & Planning; Shri B. Veera Reddy, Director (Technical) Operations; Shri Gautam Chandra De, Director (Finance); General Manager (Project & Planning); General Manager (E&M); General Manager (Excavation) and General Manager (Environment & Forest).

Previously, ECL has only focused on the on-going process of coal production and research & developmental work was done by CIL and CMPDIL as per the guidelines of Coal India Limited. The Sub-Committee is intended to create new or improved technology that can provide a competitive advantage at the business, industry or national level. While the rewards can be very high, the process of technological innovation is complex and risky. The company has taken various projects in mission mode as a part of its business strategy and now in the process of synchronising those projects/activities with these Missions such as SUDESHH, SUMIT, SANJIBANI etc. after doing need-based assessment of the projects. Main focus area of the Sub-Committee is on transforming the loss-making mines by finding solutions within the ambit of government guidelines and framework.

Apart from this, for research and development needs, ECL also engaged CMPDIL, which is one of the subsidiaries of CIL. CMPDIL acts as a nodal agency for co-ordination of the research activities, disbursement of funds as well as monitoring the progress of our research and development activities.

**INTERNAL CONTROL SYSTEMS AND THEIR ADEQUACY:**

The importance of Internal Audit (IA) is crucial from the control and compliance perspective. Periodical review of each business / functions ensures that the objectives, user (SOP) manuals and controls are in place and provide assurance to Board of Directors and Audit committee. This ensures that appropriate Corporate Governance and Audit Risk controls are working effectively and efficiently. An effective Internal Audit function plays a fundamental role in assisting the Board to discharge its governance and control responsibilities. Various Codes of Corporate Governance issued have also echoed the fact that internal audit function is an integral part of the corporate governance system of any organization.

In accordance with the relevant provisions of law, the entire internal auditing job of the company is assigned to independent external audit firms of Chartered or Cost Accountants. There are fifteen audit firms carrying out the internal auditing work of fifteen Area/Units of the company, including headquarter. One of the firms, having the highest score in selection process, is assigned the job of 'Central Internal Auditor' or 'Lead Auditor'.

The Internal Auditors of the company are selected by a duly constituted committee, chaired by the Head of Internal Audit Department (HQ), through the process of 'Invitation of Expression of Interest (EOI)' in accordance and in strict compliance with a selection procedure structured by Coal India Ltd. Coal India has laid down detailed criteria for short-listing and selection of the audit firms and has also prescribed the scope of work with general terms & conditions to their appointment.

Appointment of the Internal Audit firms shortlisted and proposed for selection by the empowered committee, are essentially subject to appraisal and recommendation by the Audit Committee for approval by the Board of Directors of the company. The Internal Auditors submit Monthly Internal Audit Reports to their respective Unit/Area heads as well as Quarterly Audit Reports to the Internal Audit Department (HQ), Director (Finance) and Coal India Ltd. They also submit a detailed Annual Report containing regular appraisal of Internal Financial Control on operations of the company, their observations and comments on application and effectiveness of Internal Financial Controls (IFC) in the company.

In addition to Internal Audit, the company being a Public Sector Undertaking is also audited by Auditing Personnel from the office of the Director General of Commercial Audit (known earlier as the Comptroller & Auditor General of India or CAG) of Indian Audit and Accounts Department, Govt. of India. The Govt. Auditors undertake routine 'Inspection/Transaction Audits' at regular intervals, in different Area/Units of the company, in accordance with specific audit programmes and scope, set and designed by the DGCA for a particular PSU. The Inspection Reports containing audit observations are furnished by the Govt. Auditors to DGCA and respective Directors and HoDs. In addition to Transaction Audits, the Govt. Auditors also conduct Annual Audits for the purpose of certifying the Annual Report & Accounts of the company. The Central Internal Auditor (Lead Auditor) is required to finalise the Quarterly Reports in consultation with HoD, Internal Audit Department before placement and present the Quarterly Reports in the Audit Committee. The Lead Auditor is also required to ensure timely compliance of all audit observations through necessary coordination and communication with respective Area heads.

Audit Committee of the Company/CIL maintains a close watch on the internal control systems and related procedural applications in existence. Significant observations of Internal Auditors are placed before the Audit Committee for periodical review. The Directives (if any) issued by the Audit Committee upon consideration of such observations are duly noted for necessary compliance and implementation.

The different Audit firms working as Internal Auditors of ECL during the period under audit in F.Y. 2020-21 accordingly, have expressed satisfaction over the Internal Financial Controls in existence in different Areas and Units of the company. Thus, the company has a sound system of Internal Control commensurate with the size of the company and the nature of business transactions carried out by it.

#### **STORE AUDIT:**

The concept of Store Audit has been brought into the company with effect from the financial year 2018-19. As per CIL's Board approval for appointment of Stores Auditors for physical verification of stores with revised scope of work and revised audit fee applicable in CIL and its subsidiaries for the year 2019-20 and onwards, the process of appointment of Stores Auditors for 2019-20 and onwards for three years have been completed and the appointed four (04) Stores Auditors have already submitted Stores Audit Report for the financial year 2019-20. Necessary corrections in Stores Ledger have been incorporated and accounting treatment has been made in Annual Accounts for the financial year 2020-21.

#### **COST AUDIT:**

Pursuant to Section 148(6) of the Companies Act, 2013 and rule 6(6) of the Companies (Cost Records and Audit) Rules, 2014, Cost Audit Report in Form CRA-4 for FY-2019-20 was filed with the Central Government on 30<sup>th</sup> November, 2020.



**DISCUSSION ON FINANCIAL PERFORMANCE WITH RESPECT TO OPERATIONAL PERFORMANCE:**

**Results of Operations:**

(₹ in crore)

Particulars	2020-21	2019-20	Growth (%)
Gross Sales	14821.26	18192.36	-18.53%
Less: Levies	4564.87	5368.62	-14.97%
Net Sales	10256.39	12823.74	-20.02%
Other Income	849.79	1144.60	-25.76%
Total Income	11106.18	13968.34	-20.49%

**Income from Sale of Coal:**

Sales is presented as gross sales net of various statutory levies comprising royalty, cess on coal, Goods and Service Tax etc. The Income from sale of coal is mainly dependent on the pricing and production of coal and distribution thereof.

**Expenditure:**

**Break up of Major Heads:**

(₹ in Crore)

Particulars	2020-21	2019-20	Growth	
			Absolute	% age
(Accretion)/Decretion in stock	-300.71	-86.86	-213.85	-246.20%
Cost of Materials Consumed	720.07	681.90	38.17	5.60%
Employee Benefit Expense	7817.46	7675.32	142.14	1.85%
Power & Fuel	444.71	445.78	-1.07	-0.24%
Corporate Social Responsibility Expenses	11.56	11.48	0.08	0.70%
Contractual Expense	1941.23	1974.85	-33.62	-1.70%
Finance Costs	193.80	178.21	15.59	8.75%
Repairs	117.33	134.43	-17.10	-12.72%
Other Expenses	544.98	635.08	-90.10	-14.19%
Stripping Activity Adjustment	1.27	286.92	-285.65	-99.56%
Depreciation/Impairment	493.85	434.35	59.50	13.70%
Provisions	27.89	95.53	-67.64	-70.80%
<b>Total Comprehensive Income Before tax</b>	<b>-1141.74</b>	<b>1283.15</b>	<b>-2424.89</b>	<b>-188.98%</b>
Total Comprehensive Income After Tax	-994.06	834.37	-1828.43	-219.14%

**Cash Flows:**

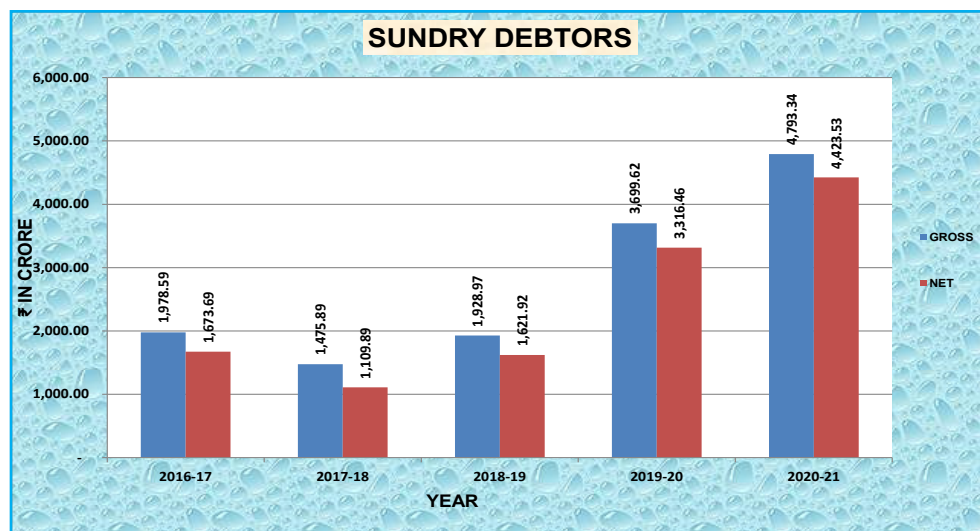
(₹ in Crore)

Particulars	31-03-2021	31-03-2020
Opening Cash & Cash equivalents	-274.88	478.68
Net cash flow/(used in) from operating activities	-1126.24	-644.70
Net cash flow/(used in) from investing activities	2353.14	-102.25
Net cash flow/(used in) used in financing activities	-6.98	-6.61
Change in Cash and cash equivalents	1219.92	-753.56
Closing cash & cash equivalents	945.04	-274.88



### MoU Target vis-à-vis achievements up to 31<sup>st</sup> March, 2021:

Sl. No	Parameters	Unit	Target for the year 2020-21	Actual Achievement
1.	<b>Turnover:</b> Revenue from Operations (Net)	₹ Crore	13230	10718.15
2.	<b>Operating Profit</b> (Profit before Tax excluding other Income, Extraordinary and Exceptional Items): Operating Profit as a percentage of Revenue from operations (net)	%age	10.82	-12.08%
3.	<b>Return on investment:</b> Reduction in total expenses as a percentage of total income as compared to previous year	%age	5	-18.92%
4.	Trade receivables (Net) as number of days of Revenue from Operations	Days	26	105.49
5.	Reduction in total claims against the Company not acknowledged as debt	%age	20	0.34%
6.	% of procurement of goods and services through GeM Portal to total procurement of goods and services during the previous year i.e. F.Y. 2019-20	%	25	4.17%





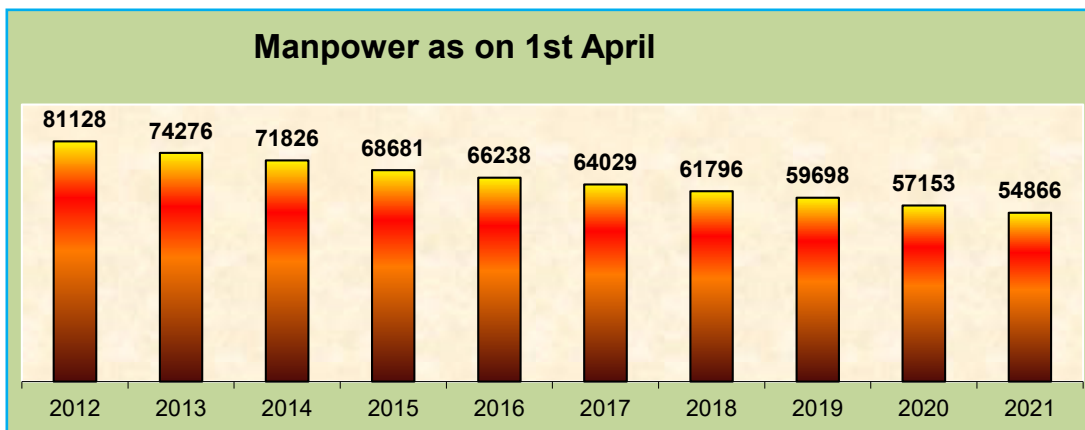
**HUMAN RESOURCE DEVELOPMENT:**

**Manpower:**

Category	Manpower as on		Increase (+)/ Decrease (-)
	31.03.2021	31.03.2020	
Executive	1864	1960	-96
Supervisor	3800	3966	-166
Ministerial/Clerical	2016	2232	-216
Highly Skilled/Skilled	17925	19175	-1250
Semi-Skilled/Unskilled	28271	28946	-675
Trainee (Non-Executive)	990	874	116
<b>Total</b>	<b>54866</b>	<b>57153</b>	<b>-2287</b>

**Reasons for variation in Manpower:**

Particulars	Executive	Non-Executive	Total
<b>Increase</b>			
Fresh Appointment	-	-	-
Appointment against medically unfit cases	-	-	-
Appointment against death cases	-	593	593
Reinstatement/Re-joined	01	01	02
Transfer in from other companies	56	26	82
Appointment against Land Losers	-	235	235
Appointment against Special Female VRS	-	02	02
Promotion from Non-Executive to Executive	-	01	01
<b>Total Increase (A)</b>	<b>57</b>	<b>858</b>	<b>915</b>
<b>Decrease</b>			
Retirement	90	2356	2446
Medical Unfit	-	-	-
Death	03	597	600
Resignation	23	10	33
Transfer to other companies	28	54	82
Dismissal/Termination	07	29	36
VR under GHS/EVRS	03	01	04
Special Female VRS	-	-	-
Promotion from Non-Executive to Executive	-	01	01
<b>Total Decrease (B)</b>	<b>154</b>	<b>3048</b>	<b>3202</b>
<b>VARIATION (A-B)</b>	<b>-97</b>	<b>-2190</b>	<b>-2287</b>



**Industrial Relations :**

The industrial relations in the company is by and large cordial. Workers do not support extraneous issues now a days. The statistics relating to Industrial Relation and Law & Order is given below:

Sl. No.	Subject	2020-21	2019-20
1.	No. of strikes	02 (4 Days)	02 (4 Days)
2.	Man-days lost (in lakh)	0.41	0.18
3.	Production lost (in lakh tonnes)	1.57	0.75

**Law and Order:**

Subject	2020-21	2019-20
Law and order (Disturbance)	09	20
Production Lost (in Lakh Tonne)	Nil	0.04

**Workers' Participation in Management:**

The workers' participation in management in ECL is fully operative in different levels in the company. The Joint Consultative Committees are operating at Corporate, Area and Project/Unit levels. In the JCC meeting important issues are discussed thread bear viz. production, productivity etc. Besides other Committee/Boards viz. Safety Committee, Welfare Board etc. are also functioning in our company. The Trade Unions very actively participate in such committees and brings about transparency, accountability apart from reinforcing trust and goodwill between management and the employee.

Meetings	2020-21	2019-20
No. of JCC Meeting held at HQ level	05	05
No. of structured Meeting held at HQ level	05	21



JCC meeting between Union & Management

**Employment provided under NCWA & LLS:**

Employment provided under	2020-21	2019-20
NCWA	525	522
Land Losers Scheme	174	191

**Reservation for Scheduled Caste (SC)/Scheduled Tribe (ST) and Other Backward Class (OBC) in recruitment and promotion:**

The Presidential Directives in the matter of recruitment of Scheduled Caste (SC), Scheduled Tribe (ST) and Other Backward Class (OBC) have been implemented in ECL. The representation of SC and ST candidates in total manpower is as under:



As on	Total Manpower	SC Candidates		ST Candidates	
		Number	%	Number	%
31.03.2021	54866	15132	27.58	7149	13.03
31.03.2020	57153	15899	27.82	7527	13.17

Out of 1552 promotions made, 233 candidates from SC community and 129 candidates from ST community were promoted during 2020-21 as against 271 and 139 candidates respectively during 2019-20. As on 31.03.2021, on Roll OBC community employees were 15285 against 15545 employees as on 31<sup>st</sup> March, 2020.



Shri Vinay Ranjan, D(P), ECL was awarded Chief HR Officer Award by HRD India

#### Trade Unions:

The employees of ECL are highly unionized and hardly there are employees who are not the member of any of the unions. The major Unions functioning are INTUC, AITUC, HMS, BMS, UTUC, CITU, INTTUC etc. The executives are members of CMOAI. The wage revision and other conditions of service of non-executive employees are governed by the National Coal Wage Agreement (NCWA) formulated by JBCCI, certified standing orders and government directives.

#### Disclosure under Sexual Harassment of Women at Workplace (Prevention, Prohibition and Redressal) Act, 2013:

The Internal Complaint Committee (ICC) of ECL formed as per Sexual Harassment of Women at Workplace (Prevention, Prohibition and Redressal) Act, 2013 is continuing to function. During the year 2020-21, there were two complaints regarding sexual harassment and the enquiry is under process.

#### Training:

We aim to provide continuous training for all categories of employees throughout the year. Indian Institute of Coal Management (IICM) which was formed in 1994 by Coal India Limited (CIL) offers training programmes to executives such as Advanced Management programmes, Leadership Development programmes, General Management programmes, Young Managers programmes, Advanced Maintenance practices, Management Development programme, Training and Coaching, Career Development for junior officers and Communication skills. In addition, our company has arranged for a significant number of executives to attend external training programmes and sent our employees (including Directors, senior executives

and non-executive employees) for a number of international training sessions outside India. Apart from IICM, at ECL, we have our two HRD training centers provide various training to our employees including executives. Induction programmes are also carried out regularly for newly recruited Management Trainees.

HRD also arrange for industrial/vocational training on need basis for students of various Institutes. In 2020-21, company had imparted training to 640 persons as per new guidelines. ECL is engaging apprentices of various disciplines/trades from different states of India in compliance to Apprenticeship Act, 1961 and guidelines issued by Ministry of Skill Development and Entrepreneurship, Govt. of India & Ministry of Education, Govt. of India. The details are given below:

**1. Action Plan: HRD Performance Report as per Action Plan (In Company):**

Year	No. of Courses		No. of participants							
			Target				Actual			
	Target	Actual	Exe.	Supv.	Worker	Total	Exe	Supv.	Worker	Total
2020-21	124	21	360	890	420	1670	485	139	Nil	624
2019-20	236	221	393	742	1425	2560	629	967	1681	3277

**2. Details of various training provided during the year 2020-21 as compared to 2019-20:**

SI No	Nature of Training	2020-21				2019-20			
		Exe.	Supv.	Worker	Total	Exe.	Supv.	Worker	Total
<b>1</b>	<b>General/In-Company Training:</b>								
1.i	3 days or more	Nil	Nil	Nil	Nil	195	627	915	1737
1.ii	Less than 3 days	485	139	Nil	624	434	340	766	1540
<b>2</b>	<b>Training External (within India):</b>								
2.i	<b>At IICM:</b>								
2.i.a	3 days or more	176	Nil	Nil	176	563	Nil	Nil	563
2.i.b	Short course	55	Nil	Nil	55	129	Nil	Nil	129
2.ii	<b>Out Company Training (Other than IICM):</b>								
2.ii.a	Short duration	107	Nil	Nil	107	259	05	02	266
2.ii.b	Long duration	Nil	Nil	Nil	Nil	34	04	Nil	38
2.ii.c	3 days or more	19	Nil	Nil	19	48	Nil	Nil	48
<b>3</b>	<b>External (abroad)</b>	Nil	Nil	Nil	Nil	07	Nil	Nil	07
	<b>TOTAL</b>	<b>842</b>	<b>139</b>	<b>Nil</b>	<b>981</b>	<b>1669</b>	<b>976</b>	<b>1683</b>	<b>4328</b>
<b>4</b>	<b>Other Trainings and Seminars:</b>								
a.	<b>Trainees:</b>								
4.a.i	Vocational	Nil	Nil	640	640	Nil	Nil	1229	1229
4.a.ii	PDPT	Nil	949	Nil	949	Nil	411	Nil	414
4.a.iii	PGPT	159	Nil	Nil	159	109	Nil	Nil	108
4.a.iv	Apprentice(Skill dev)	Nil	Nil	89	89	Nil	Nil	120	226
4.b.	<b>Seminar/Workshop</b>	Nil	Nil	Nil	Nil	09	07	02	18
4.c.	<b>Simulator training</b>	Nil	Nil	Nil	Nil	Nil	Nil	71	71
	<b>TOTAL</b>	<b>1001</b>	<b>1088</b>	<b>729</b>	<b>2818</b>	<b>1787</b>	<b>1394</b>	<b>3105</b>	<b>6394</b>



**Environmental Protection and Conservation:**

Environment Department at Eastern Coalfields Limited deals with Environment and Forest related matters of company keeping in view the goals of Sustainable Development and is committed towards implementation of its Corporate Environment Policy. Regular monitoring of impact of coal mining activities on environment is undertaken and adequate environment protective measures are undertaken in accordance with the provisions stipulated in the Statutory Norms, Acts and Rules. Besides taking steps for better adherence of Environment Clearance and Forest Clearance conditions, the company has taken green initiatives towards sustainable development.

**Adoption of Corporate Environmental Policy**

ECL has formulated and implemented its own Corporate Environment Policy which is in line with environment policy of Coal India Limited. The Environment Policy of ECL states that “Eastern Coalfields Limited (ECL) is committed to promote sustainable development by protecting the environment through integrated project planning & design, deploying the concept of 10 R’s (Reduce, Recycle, Reuse, Redesign, Repurpose, Refurbish, Repair, Recover, Redeploy and Refuse), prevention/mitigation of pollution, conservation of natural resources, restoration of ecosystem & biodiversity, proper disposal of wastes, addressing climate change and inclusive growth in a mission mode through company-wide implementation of Mission SuDESHH (Sustainable Development, Environment, Safety, Health and Hygiene)”.

**Sustainable Development Cell (SDC)**

“Sustainable Development Cell” has been formed at ECL to work towards generating new ideas to plan, prepare guidelines, periodically monitor and evaluate different environmental mitigation measures carried out by the company in a holistic way. The SDC cell is chaired by Director (Technical) P&P and constitutes of Key HoD’s. Taking up environmental mitigation measures in a right and sustainable way will provide a better environment to people working and residing in nearby areas and also improve the overall image of the coal sector in the country.

**Activities under SDC:**

**a. Development of Eco-Parks/ Tourism Sites:**

1. One new ecological Park would be developed at Jhanjra UGP over 13 Ha by West Bengal Forest Development Corporation Limited with a total project cost of 9.47 Crore.
2. Expansion of Gunjan Ecological Park for development of Botanical Garden under ABG scheme of Ministry of Environment Forest & Climate Change with technical assistance of Botanical Survey of India is under implementation.

**b. Mine Water Utilisation:**

1. Out of total discharge of 1272 L. Cum/year, 774 L. Cum/year of mine water is being utilised for own use of ECL (Industrial & Domestic) and for community supply (Domestic & Irrigation).
2. About 1,73,000 population in 115 village are beneficiaries of Community Water supply for domestic use and 575 Ha of land is being irrigated in 86 villages.
3. Two water supply schemes in cooperation with PHED, Govt. of West Bengal are operating utilising water from abandoned OCPs of ECL namely, Dhandadihi OCP of Kunustoria Area and Dalmiya OCP of Salanpur Area to the nearby villages.



Jhanjra Ecological Park



Eco Park at Jhanjra

**c. Alternative Usage of OB:**

ECL has taken an initiative for alternative usage of Over Burden and is in the process of installation of Processed OB plant at Kajora Area of ECL.

**d. Scientific Study:**

1. Assessment of ecological status of reclaimed OB site of about 245.20 Ha at Sonepur Bazari OCP with the existing biodiversity and ecological gain using field-based study is being carried out. Work order for the same has been issued to CSIR-CIMFR, Dhanbad.
2. 06 Nos. of mines of ECL (Rajmahal OCP, Sonepur Bazari OCP, Kapasara OCP, Madhaipur OCP, Shankarpur OCP, Chitra East OCP) have been identified to carry out feasibility study for extracting processed OB/Sand from Overburden of Eastern Coalfields Limited. Work order for same has been issued to IIT, Kharagpur.



Transit House, S.P. Mines Area



Arogya Dham, Sonepur Bazari

**Major Achievements during 2020-21:****a. Environment clearance:**

Amendment of Environmental Clearance of four clusters have been obtained by reorganizing the mines of the cluster keeping capacity and area unchanged and due to this there is gain in terms of better & effective EC capacity utilization.

1. EC amendment of Cluster No. 12 has been obtained for the following:
  - i) Samla UG & OC (0.12 MTY to 0.60 MTY).
  - ii) Shyamsundarpur UG (1.12 MTY to 1.59 MTY).
  - iii) Jhanjra UGP – Amendment of condition to enable production enhancement from 3.5 MTY to 4.00 MTY.
2. EC amendment of Cluster No. 11 has been obtained for the following:
  - i) Chora 7, 9 & 10 UG (0.15 MTY to 0.21 MTY)
  - ii) C L Jambad UG (0.05 MTY to 0.96 MTY)
  - iii) Siduli UG + OC (1.2 MTY to 2.32 MTY)
3. EC amendment of Cluster No. 10 has been obtained for the following:
  - i) Kunustoria and Amrasota UG (0.15 MTY to 0.60 MTY)
  - ii) Central Kajora UG (0.12 MTY to 0.25 MTY)
  - iii) Parascole east and west UG & OC (0.26 MTY to 0.54 MTY)
  - iv) Amalgamation of Belbaid UG with Parasea UG & OC to Parasea-Belbaid UG & OC (0.67 MTY to 2.07 MTY)
4. EC amendment of Cluster No. 01 has been obtained for the following:
  - i) Increase in production capacity of Badjna colliery by introduction of OC mining within the leasehold.
  - ii) Amalgamation of four mines, Lakhimata UG & OC, Shampur – B UG & OC, Mandman UG and Kapasara UG & OC (1.45 MTY to 2.30 MTY).

**b. Forest Clearance:**

The major achievement with regard to Forest Clearance during 2020-21 were as under:

1. **Chuperbhita OCP:** 500.58 Ha of land for compensatory afforestation in lieu of diversion of 229.07 Ha of Forest Land for Chuperbhita OCP has been identified and its shape/KML file has been submitted to Jharkhand State Forest Department for Stage-I FC.
2. **Hura-C OCP:** Payment of ₹ 37.39 Crore has been made to Jharkhand State Forest Department for Govt. Jungle Jhari for 260 Ha Forest land in Hura-C OCP.
3. **Chitra East OCP:** Payment of ₹ 23.14 Crore to Jharkhand State Forest Department for Govt. Jungle Jhari Land involved in 260 Ha Forest Land in Chitra East OCP has been made.
4. **Tilaboni UG (Ongoing Forest Diversion proposal):** Tree Enumeration Report has been submitted to the State Forest Department and Site Inspection by DFO, Durgapur has been completed.

**c. Plantation & Reclamation:**

During financial year 2020-21, ECL has planted 3,26,255 Nos. of saplings over 133.24 Ha against the target of 100.00 Ha. Out of 133.24 Ha, 120.24 Ha has been created in Areas falling within West Bengal State and remaining 13.00 Ha in Jharkhand State. This afforestation area is inclusive of 3.00 Ha bamboo plantation. Additional Plantation along the 1.00 Km coal transportation road at Rajmahal Area has also been created. Detailed break-up of the plantation area based on the nature of land is as under:

Nature of Land	Area (Ha)
Backfilled area	65.50
Subsided Area	42.50
Avenue Plantation	4.72
Plantation along the railway Siding	6.52 (12 Km length)
Other plain land	14.00
<b>Total</b>	<b>133.24</b>



Van Vihar, Pandaveswar Area



Gopalpura Colony Children Park

Mine-wise break-up of the plantation area is as under:

Sl. No.	Name of the Area	Name of the Mine	Type of Land	Area (Ha)	Type of Plantation
1.	Kenda	Shankarpur OCP	Internal OB Dump	3.00	Bamboo
		Bahula OCP	Internal OB Dump	1.50	Miscellaneous
2.	Salanpur	Dabor OC	Plain Land	5.00	Miscellaneous
		Barmondia UG	Subsided Area	10.50	Miscellaneous
3.	Satgram	Nimcha R Group	Internal OB Dump	9.00	Miscellaneous
		Satgram UG	Subsided Area	10.00	Miscellaneous
4.	Jhanjra	Jhanjra UGP	Subsided Area	5.00	Miscellaneous
			Subsided Area	5.00	Miscellaneous
5.	Sonepur Bazari	Sonepur Bazari OCP	Internal OB Dump	8.00	Miscellaneous
			Plain Land	8.00	Miscellaneous
			Plain Land	4.00	Miscellaneous
6.	Pandaveswar	Khottadih OCP	Internal OB Dump	26.00	Miscellaneous
			Plain Land - Avenue	0.50	Avenue 3-tier
			Plain Land - Avenue	1.00	Avenue 3-tier
			Bilpahari OCP	Internal OB Dump	5.00
7.	Sodepur	Patmohona UG	Subsided Area	2.00	Miscellaneous



Sl. No.	Name of the Area	Name of the Mine	Type of Land	Area (Ha)	Type of Plantation
8.	Bankola	Shyamsundarpur UG	Subsided Area	10.00	Miscellaneous
9.	Kunustoria	Bansra OC	Plain Land - Avenue	0.22	Avenue 3-tier
		Bansra Rly Siding	Plain Land - Avenue	0.24	Avenue 3-tier
		Amritnagar UG	Plain Land	5.00	Miscellaneous
		Parasea Rly Siding	Plain Land - Avenue	0.28	Avenue 3-tier
		Belbaid Rly. Siding	Plain Land - Avenue	1.00	Avenue 3-tier
		10.	Rajmahal	Rajmahal OCP	Internal OB Dump
			Plain Land - Avenue	1 Km.	Avenue
11.	Mugma	Shampur A UG	Internal OB Dump	2.50	Miscellaneous
		Gopinathpur UG	Internal OB Dump	2.50	Miscellaneous
<b>Total</b>				<b>133.24</b>	

Apart from wide scale plantation activities, few parks and plantation sites have been developed which are as under:

- 1) Chandrasekhar Azad Udyan, POCP Siding at Jhanjra Area;
- 2) Mahatma Gandhi Udyan, ECL HQ;
- 3) Bankim Chandra Chattopadhyaya Vanya Udhyan, Kajora Area;
- 4) Bal Gangadhar Udyan, Kenda Area;
- 5) Pandit Iswar Chandra Vidyasagar Vanya Udyan, Kenda Area;
- 6) Chandra Sekhar Azad Aranya Udyan at Sonapur Bazari Area;
- 7) Netaji Subhash Chandra Bose Vanya Udyan, Jhanjra Area;
- 8) Sardar Vallabhbhai Patel Vanya Udyan, ECL HQ;
- 9) Kazi Nazrul Islam Vanya Udyan, Sonapur Bazari Area and
- 10) Chandra Sekhar Azad Madhuvan Vatika, J K Nagar, Satgram Area

#### d. Installation of PM<sub>10</sub> Analyser:

Three (03) Nos. of PM<sub>10</sub> analyser have been procured for installation at Jamtara Railway Siding of S.P. Mines Area, Khordia Railway Siding of Mugma Area and Rajmahal Railway Siding of Rajmahal Area. The wide screen display of real-time monitoring of PM<sub>10</sub> would enable the public nearby to be aware of the pollution levels in the surrounding.

#### e. ISO Certification:

Stage I & Stage II certification audit for company wide ISO certification for the standards ISO 9001:2015, ISO 14001:2015 and ISO 45001:2018 have been successfully completed.

## CSR Activities 2020-21

### 1. Brief outline on CSR Policy of the Company:

ECL has adopted and implemented CIL CSR Policy which is in consonance with amendment of Companies Act, 2013 and CSR Amendment Rules, 2014. The DPE Guidelines vide F. No. 15(13)/2013-DPE (GM) dated 21<sup>st</sup> October, 2014 effective from 01.04.2014 is also adhered. Our CSR initiatives has integrated our business with social processes by extending our social responsibility primarily focusing on underprivileged, marginalised and Project Affected People (PAPs) staying around ECL's operational Areas. As per the provision under CIL CSR Policy, 80% of the fund should be utilised within the radius of 25 Km of ECL HQ/Area/Project and remaining 20% would be spent within the State/State of operation. It is ensured that poor and needy section of the society derives the maximum benefit to support their development and sustainability.

### 2. Composition of CSR Committee:

Sl. No.	Name of the Member	Designation	Meeting held during respective tenure of members	No. of Meetings attended
1.	Shri Anil Kumar Ganeriwala	Chairman	05	05
2.	Shri Sanjiv Soni	Member	05	01
3.	Shri Animesh Bharti	Member	04	01
4.	Shri Pravin Kant	Member	05	05
5.	Shri Jaiprakash Gupta	Member	05	05
6.	Shri Vinay Ranjan	Member	05	05
7.	Shri B. Veera Reddy	Member	05	05
8.	Shri Gautam Chandra De	Member	04	04

### 3. The web-link where Composition of CSR committee, CSR Policy and CSR projects approved by the Board are disclosed:

ECL has developed a CSR portal that provides the information related to Composition of CSR Committee, CSR Policy and CSR projects approved by the Board. The further information can be found in the web-link - <http://secureloginecl.co.in/csr/index.php>.

ECL has also developed an ECL CSR Photo App (can be downloaded from play store) where the project related details like project name, location, sector, implementing agency, project cost and photographs of CSR projects are updated on regular basis.

### 4. The details of Impact Assessment of CSR projects carried out in pursuance of sub-rule (3) of rule 8 of the Companies (Corporate Social Responsibility Policy) Rules, 2014, if applicable:

The impact study was carried out by Indian Institute of Technology (Indian School of Mines), Dhanbad, in 2020-21 for 2016-17, 2017-18 and 2018-19. The study was conducted in Godda, Dhanbad and Deoghar Districts of Jharkhand and Paschim Bardhaman and Purulia Districts of West Bengal. It assessed total 91 projects from Education, Healthcare, Sanitation, Skill Development, Drinking Water and Rural Development sectors.

The purpose of this study was to assess the impact of CSR initiatives undertaken by Eastern Coalfields Limited (ECL) on the local community and to analyse the awareness among the ECL employees about Corporate Social Responsibility (CSR) projects of ECL. By adopting a causal research design, this study analyses cause and effect relationship among certain variables, which are identified through a critical literature review. A conceptual model is developed to accomplish the objectives of this study and a list of hypotheses are formulated to validate the model. This study adopted both qualitative and quantitative approaches, i.e. a mixed research approach to fulfil the intent of the study. This study was conducted by using



the sample survey of beneficiaries and employees from the 14 operational Areas of ECL and collected sample size of 1,067 i.e. 905 no. of responses from beneficiaries and 162 no. of responses from ECL employees.

Meanwhile, scale type, formulations of construct measures and the design of the questionnaire were finalized by addressing language, pre-testing and a proper pilot study. The study uses graphical representation of data and application of advanced statistical methods, such as Percentage Point Score, Explanatory Factor Analysis, Confirmatory Factor Analysis and Structural Equation Modelling for data analysis and model validation. The results of this study show that the research model being proposed is relatively well fitted. The hypotheses test results reveal the following:

- (i) CSR initiatives among the beneficiaries have a significant positive impact on local community development, and
- (ii) Awareness of CSR initiatives among the employees has a significant positive impact on local community development.

This study reveals that, CSR initiatives impact Environmental Sustainability, Education, Training and Skill Development Programs and Health-care. Through CSR initiatives of ECL, the local community has experienced development in Occupational Health and Safety during workplace accidents, General activities for local communities, Peripheral (Rural) Development, Sports and Cultural Development, Social Empowerment and Diversity and equal opportunity. The Percentage Point Score (PPS) shows that project related to Environmental Sustainability, Education, Training and Healthcare build a positive perception among the beneficiaries.

Further, the study revealed that ECL needs to focus on General activities for local communities, Sports and Cultural Development and Social Empowerment. Though the beneficiaries are aware about ECL's CSR initiatives but to get their involvement at large ECL needs to create more awareness. Healthcare projects, Education development projects, Skills development projects, Construction projects, etc. provides added benefits to the local community. The proper communication of CSR initiatives with the beneficiaries will facilitate a vibrant working condition for ECL. The detailed report can be found in the web-link - <http://secureloginecl.co.in/csr/index.php>.

**5. Details of the amount available for set-off in pursuance of sub-rule (3) of rule 7 of the Companies (Corporate Social Responsibility Policy) Rules, 2014, and amount required for set off for the financial year, if any:**

Sl. No.	Financial Year	Amount available for set-off from preceding financial years (in ₹)	Amount required to be set-off for the financial year, if any (in ₹)
1.	2020-21	Nil	Nil

**6. Average net profit of the company as per section 135(5): ₹ 442.03 Crore.**

**7. (a) 2% of average net profit of the company as per section 135 (5): ₹ 8.84 Crore.**

- (b) Surplus arising out of the CSR projects or programmes or activities of the previous financial years: Nil
- (c) Amount required to be set off for the financial year, if any: Nil
- (d) Total CSR obligation for the financial year (7a+7b-7c): ₹ 8.84 Crore.

**8. (a) CSR amount spent or unspent for the financial year:**

Total Amount Spent for the Financial Year (in ₹)	Amount Unspent (in ₹)				
	Total Amount transferred to Unspent CSR Account as per section 135(6)		Amount transferred to any fund specified under Schedule VII as per second proviso to section 135(5)		
	Amount	Date of transfer	Name of the Fund	Amount	Fund Amount. Date of transfer
₹ 11.56 Crore	Nil	N.A.	N.A.	Nil	N.A.

**(b) Details of CSR amount spent against ongoing projects for the financial year:** Amount spent against ongoing projects during the financial year 2020-21 was ₹ 7.91 Crore. Details are attached as **Annexure-A**.



(c) **Details of CSR amount spent against other than ongoing projects for the financial year:** Amount spent against other than ongoing projects during the financial year 2020-21 was ₹ 3.53 Crore. Details are attached as **Annexure-B**.

(d) **Amount spent in Administrative overheads:** Nil

(e) **Amount spent in Impact Assessment, if applicable:** ₹ 0.12 Crore (Copy attached as **Annexure-C**).

(f) **Total amount spent for the Financial Year (8b+8c+8d+8e):** ₹ 11.56 Crore.

(g) **Excess amount for set off, if any:**

Sl. No.	Particulars	Amount (₹)
1.	Two percent of average net profit of the company as per section 135(5)	8.84 Crore
2.	Total amount spent for the Financial Year	11.56 Crore
3.	Excess amount spent for the financial year [(ii)-(i)]	2.72 Crore
4.	Surplus arising out of the CSR projects or programmes or activities of the previous financial years, if any	Nil
5.	Amount available for set off in succeeding financial years [(iii)-(iv)]	2.72 Crore

9. (a) **Details of Unspent CSR amount for the preceding three financial years:**


Sl. No.	Preceding Financial Year	Amount transferred to Unspent CSR Account under section 135(6) (in ₹)	Amount spent in the reporting Financial Year (in ₹)	Amount transferred to any fund specified under Schedule VII as per section 135(6), if any			Amount remaining to be spent in succeeding financial years (in ₹)
				Name of the Fund	Amount (in ₹)	Date of Transfer	
1.	2017-18	Nil	Nil	N.A.	N.A.	N.A.	Nil
2.	2018-19	Nil	Nil	N.A.	N.A.	N.A.	Nil
3.	2019-20	Nil	Nil	N.A.	N.A.	N.A.	Nil

(b) **Details of CSR amount spent in the financial year for ongoing projects of the preceding financial year(s):** Amount spent against ongoing projects for the financial year is ₹ 7.91 Crore. Details are attached as **Annexure-A**.

10. **In case of creation or acquisition of capital asset, furnish the details relating to the asset so created or acquired through CSR spent in the financial year (asset-wise details):**


- Date of creation or acquisition of capital asset: 18.03.2021
- Amount of CSR spent for creation or acquisition of capital asset: ₹ 1.68 Crore.
- Details of the entity or public authority or beneficiary under whose name such capital asset is registered, their address etc.: Eastern Coalfields Limited
- Provide details of the capital asset(s) created or acquired (including complete address and location of the capital asset): School Building at Nirsha More, Mugma, Dhanbad, Jharkhand.

11. **Specify the reason(s), if the company has failed to spend two percent of the average net profit as per section 135(5):** Two percent of the average net profit as per section 135(5) for F.Y. 2020-21 is ₹ 8.84 Crore and ECL has met the required expenditure.

  
(Vinay Ranjan)  
Director (Personnel)

Date: 28.06.2021

**Annexure:** A, B & C.

  
(Anil Kumar Ganeriwala)  
Chairman, CSR Sub-Committee

**ANNEXURE-A**
**Ongoing Projects in F.Y- 2020-21**

1 Sl. No.	2 Name of the Project	3 Item from the list of activities in Schedule VII to the Act.	4 Local area (Yes/No)	5 Location of the Project		6 Project Duration	7 Amount allocated for the project (in ₹ Crore)	8 Amount Spent in the current financial year (in ₹ Crore)	9 Amount transferred to Unspent CSR Account for the project as per Section 135 (6) in ₹ Crore	10 Mode of Implementation Direct (Yes/no)	11 Mode of Implementation through Implementing Agency	
				State	District						Name	CSR Registration No.
1	Skill Training Intervention in Sewing Machine Operator Trade by ATDC, Kunustoria	Skill Development	Yes	West Bagnal	Paschim Bardhaman	1.5 yrs	0.03	0.03	0.00	No	ATDC, Ranchi	
2	Mobile Medical Van	Healthcare	Yes	West Bagnal	Paschim Bardhaman	3yrs	0.24	0.24	0.00	No	HLFPPT	
3	Mobile Medical Van	Healthcare	Yes	West Bagnal	Paschim Bardhaman	3yrs	0.24	0.24	0.00	No	R.K HIV AIDS	CSR00002183
4	Mobile Medical Van	Healthcare	Yes	Jharkhand	Godda	3yrs	0.25	0.25	0.00	No	R.K HIV AIDS	CSR00002183
5	Mobile Medical Van.	Healthcare	Yes	Jharkhand	Deoghar	3yrs	0.29	0.29	0.00	No	HLFPPT	
6	Mobile Medical Van	Healthcare	Yes	West Bagnal	Paschim Bardhaman	3yrs	0.27	0.27	0.00	No	R.K HIV AIDS	CSR00002183
7	Mobile Medical Van	Healthcare	Yes	West Bagnal	Paschim Bardhaman	3yrs	0.24	0.24	0.00	No	R.K HIV AIDS	CSR00002183
8	Installation of 2 Rig bore well with reservoir in two villages in Barabani Block	Water Supply	Yes	West Bagnal	Paschim Bardhaman	6 months	0.01	0.01	0.00	No	BDO Barabani Block	
9	Construction of 450 mtr. PCC road from Namokeshia Kali Mandir to PMSGY in Namokeshia Village	Rural Development	Yes	West Bagnal	Paschim Bardhaman	6 months	0.08	0.08	0.00	No	BDO Salanpur Block	

1 Sl. No.	2 Name of the Project	3 Item from the list of activities in Schedule VII to the Act.	4 Local area (Yes/No)	5 Location of the Project		6 Project Duration	7 Amount allocated for the project (in ₹ Crore)	8 Amount Spent in the current financial year (in ₹ Crore)	9 Amount transferred to Unspent CSR Account for the project as per Section 135 (6) in ₹ Crore	10 Mode of Implementation	11 Mode of Implementation through Implementing Agency	
				State	District							Direct (Yes/no)
10	Construction of New School Building for Baratar Vivekananda Sishu Mandir, Baratar, Purulia.	Education	No	West Bagnal	Purulia	2 yrs	0.65	0.65	0.00	No	Vivekananda Vidyavikash Parisad	CSR00002109
11	Construction of 05 class-rooms, culture stage & Cycle shed in Smt. Anarkali+2 High School, Palajori Block, Deoghar.	Education	Yes	Jharkhand	Deoghar	6 months	0.36	0.36	0.00	Yes	Tender by HQ	
12	Construction of Multi-purpose building at Molanakita village, Godda.	Rural Development	Yes	Jharkhand	Godda	2 yrs	0.52	0.52	0.00	Yes	Tender by HQ	
13	Operation Maintenance, Management & Up-gradation of ITI Sikitia, Godda (FY: 2020-21)	Skill Development	Yes	Jharkhand	Godda	10 yrs	1.08	1.08	0.00	No	M/s Govindpur Sephali Samaj Seba Samiti	
14	Rainbow project for the 50 nos. Special Child (Divyanjan) of Asansol Anandam under CSR of ECL	Healthcare (Divyanjan)	Yes	West Bagnal	Paschim Bardhaman	3yrs	0.09	0.09	0.00	No	Asansol Anandam, ALIMCO	
15	03 nos. additional hired buses for carrying students of DAV Public Schools, S.P. Mines Area.	Education	Yes	Jharkhand	Deoghar	1 yr	0.07	0.07	0.00	Yes	Tender by Area	

1 Sl. No.	2 Name of the Project	3 Item from the list of activities in Schedule VII to the Act.	4 Local area (Yes/No)	5 Location of the Project		6 Project Duration	7 Amount allocated for the project (in ₹ Crore)	8 Amount Spent in the current financial year (in ₹ Crore)	9 Amount transferred to Unspent CSR Account for the project as per Section 135 (6) in ₹ Crore	10 Mode of Implementation Direct (Yes/no)	11 Mode of Implementation through Implementing Agency	
				State	District						Name	CSR Registration No.
16	Revalidation of F.C. for the "supplying of water through tankers (capacity of 12000 Ltr. in five villages under Kendagram Panchayet, kenda Area, ECL"(Saldanga, Jhatibon, Korapara, Bandhaora, Kondakuli, Mondalpara and Kenda Village)	Water Supply	Yes	West Bagnal	Paschim Bardhaman	6 months	0.03	0.03	0.00	Yes		
17	Installation of Solar Street Light Projects at Different villages in Kajora.	Environment & Sustainability	Yes	West Bagnal	Paschim Bardhaman	1 yrs	0.53	0.53	0.00	Yes	Trinix Impex Pvt. Ltd	
18	Installation of 120 Solar Street Light Projects at different villages in Salanpur.	Environment & Sustainability	Yes	West Bagnal	Paschim Bardhaman	1 yrs	0.75	0.75	0.00	Yes	Trinix Impex Pvt. Ltd	
19	Livelihood Generation project 'ANANDI for SHG's through school uniform Tailoring Unit' at Jemeri GP, Satgram Area.	Skill Development	Yes	West Bagnal	Pashcim Bardhaman	3 yrs	0.05	0.05	0.00	No	SSRDT	
20	Livelihood Program for women empowerment in Sanctoria through Oyster Mushroom Cultivation.	Women Empowerment	Yes	West Bagnal	Paschim Burdawan	2 yrs	0.04	0.04	0.00	No	Barjora Samaj Kalyan Kendra	

1 Sl. No.	2 Name of the Project	3 Item from the list of activities in Schedule VII to the Act.	4 Local area (Yes/No)	5 Location of the Project		6 Project Duration	7 Amount allocated for the project (in ₹ Crore)	8 Amount Spent in the current financial year (in ₹ Crore)	9 Amount transferred to Unspent CSR Account for the project as per Section 135 (6) in ₹ Crore	10 Mode of Implementation	11 Mode of Implementation through Implementing Agency
				State	District						
21	"Kantha Project" Providing training in Kantha Stich work to women of nearby villages of Jharkhand Area.	Women Empowerment	Yes	West Bagnal	Paschim Burdawan	2 yrs	0.04	0.04	0.00	No	Durgapur Sundaram Society
22	Installation of 08 nos. of 16 mtr. high mast tower at 08 different locations of Sarath & Palajori Block of Deoghar District	Environment & Sustainability	Yes	Jharkhand	Deoghar	1 yrs	0.21	0.21	0.00	Yes	Tender by Area
23	CSR Project of "Electrical Skills Training Program for Unemployed Youth of Sanctoria, Asansol, West Bengal" by SSRDP Trust.	Skill Development	Yes	West Bagnal	Paschim Burdawan	1.5	0.02	0.02	0.00	No	SSRDP
24	Installation of Solar LED street light from Mohanpur to Kechua Chowk, Mahagama, Godda.	Environment & Sustainability	Yes	Jharkhand	Godda	1 yrs	0.13	0.13	0.00	No	D.C, Godda, Jharkhand
25	Renovation of School Building, making functional the existing dysfunctional toilets and installation of submersible pump at Nimjora Free Primary School.	Education	Yes	Jharkhand	Jamtara	1 yr	0.00	0.00	0.00	Yes	Tender by Area
26	Construction of school building at Mugma Area (DAV)	Education	Yes	Jharkhand	Dhanbad	4 yrs	1.68	1.68	0.00	Yes	Tender by Area
<b>TOTAL</b>							<b>7.91</b>	<b>7.91</b>	<b>0.00</b>		

**ANNEXURE-B**
**Other than Ongoing Projects in F.Y- 2020-21**

1	2	3	4	5		6	7	8	
				Location of the Project					Mode of Implementation Through Implementing Agency
Sl. No.	Name of the Project	Item from the list of activities in Schedule VII to the Act.	Local area (Yes/No)	State	District	Amount Spent for the Project (in ₹ Crore)	Direct (Yes/no)	Name	
1	Supply of domestic water to 8 nearby villages from Mohanpur water filter, Salanpur.	Water Supply	Yes	West Begnal	Paschim Bardhaman	0.13	Yes	Tender by Area	
2	Construction of main village approach concrete road at Sabapokhar village.	Rural Development	Yes	Jharkhand	Godda	0.21	Yes	Tender by Area	
3	Providing CSR fund to D.C Deoghar to fight COVID-19 Disaster, Deoghar.	Healthcare (COVID-19)	Yes	Jharkhand	Deoghar	0.06	No	D.C Deoghar on deposit basis	
4	Construction of one classroom in Puratanchatti Free Primary School under Itapara, Salanpur.	Education	Yes	West Begnal	Paschim Bardhaman	0.07	Yes	Tender by Area	
5	Distribution of food items to the weaker section of society in the surrounding Areas of Rajmahal Project.	Healthcare (COVID-19)	Yes	Jharkhand	Godda	0.05	Yes	Tender by Area	
6	Distribution of 1000 nos. of food grain packets among downtrodden people of society near Mugma Area.	Healthcare (COVID-19)	Yes	Jharkhand	Dhanbad	0.04	Yes	Tender by Area	
7	Distribution of food packets among poor families surrounding S.P.Mines Area.	Healthcare (COVID-19)	Yes	Jharkhand	Deoghar	0.04	Yes	Tender by Area	
8	Distribution of packed raw food material among needy people around ECL-HQ.	Healthcare (COVID-19)	Yes	West Begnal	Paschim Bardhaman	0.01	Yes	ECL-HQ	
9	Purchase of Sanitizing items as a precautionary measure to stop COVID-19 at Jhanjira.	Healthcare (COVID-19)	Yes	West Begnal	Paschim Bardhaman	0.03	Yes	Tender by Area	
10	Distribution of food items and sanitisation in the surrounding Areas of Kenda Area.	Healthcare (COVID-19)	Yes	West Begnal	Paschim Bardhaman	0.02	Yes	Tender by Area	
11	Distribution of food items and sanitisation in the surrounding Areas of Pandaveshwar Area.	Healthcare (COVID-19)	Yes	West Begnal	Paschim Bardhaman	0.05	Yes	Tender by Area	

1	2	3	4	5		6	7	8	
				Location of the Project				Amount Spent for the Project (in ₹ Crore)	Mode of Implementation
Sl. No.	Name of the Project	Item from the list of activities in Schedule VII to the Act.	Local area (Yes/No)	State	District		Direct (Yes/no)	Name	CSR Registration No.
12	Distribution of food items and sanitisation in the surrounding Areas of Kunustoria Area	Healthcare (COVID-19)	Yes	West Bagnal	Paschim Bardhaman	0.04	Yes	Tender by Area	
13	Distribution of food items and sanitisation in the surrounding Areas of Kajora Project	Healthcare (COVID-19)	Yes	West Bagnal	Paschim Bardhaman	0.05	Yes	Tender by Area	
14	Food packet distribution among poor families surrounding Salanpur Area in fight to COVID-19 Pandemic	Healthcare (COVID-19)	Yes	West Bagnal	Paschim Bardhaman	0.03	Yes	Tender by Area	
15	Taking Humanitarian actions in fight to COVID-19 Pandemic in Sonepur Bazar Area.	Healthcare (COVID-19)	Yes	West Bagnal	Paschim Bardhaman	0.05	Yes	Tender by Area	
16	Distribution of grocery and other materials to viagers and needy persons in and around of Sripur Area.	Healthcare (COVID-19)	Yes	West Bagnal	Paschim Bardhaman	0.05	Yes	Tender by Area	
17	Taking Humanitarian actions in fight to COVID-19 Pandemic in Sodepur Area.	Healthcare (COVID-19)	Yes	West Bagnal	Paschim Bardhaman	0.05	Yes	Tender by Area	
18	Providing CSR fund to D.C Dumka to fight COVID-19 Disaster in Basukinath, Dumka.	Healthcare (COVID-19)	No	Jharkhand	Dumka	0.07	No	D.C Dumka	
19	Food packet distribution among poor families surrounding Satgram and its Collieries.	Healthcare (COVID-19)	Yes	West Bagnal	Paschim Bardhaman	0.04	Yes	Tender by Area	
20	Procurement and distribution of food packets to poor people at Jhanjra.	Healthcare (COVID-19)	Yes	West Bagnal	Paschim Bardhaman	0.01	Yes	Tender by Area	
21	Distribution of 200 quintals Rice among needy poor people to fight against COVID-19., Chitra, Deoghar.	Healthcare (COVID-19)	Yes	Jharkhand	Deoghar	0.05	No	D.C Deoghar	
22	Distribution of food packets and cooked food in the surrounding villages of Kenda.	Healthcare (COVID-19)	Yes	West Bagnal	Paschim Bardhaman	0.01	Yes	Tender by Area	
23	Community Kitchen for poor families surrounding Salanpur Area Mines during lockdown & livelihood situation arises due COVID-19.	Healthcare (COVID-19)	Yes	West Bagnal	Paschim Bardhaman	0.02	Yes	Tender by Area	
24	Supply of food items to the poor people in and around Bankola Area.	Healthcare (COVID-19)	Yes	West Bagnal	Paschim Bardhaman	0.05	Yes	Bankola Area	

1 Sl. No.	2 Name of the Project	3 Item from the list of activities in Schedule VII to the Act.	4 Local area (Yes/No)	5 Location of the Project		6 Amount Spent for the Project (in ₹ Crore)	7 Mode of Implementation (Yes/no)	8 Mode of Implementing Agency	
				State	District			Name	CSR Registration No.
25	Additional sanction to tackle the situation of COVID-19 as per requisition of MLA, Sarath, Deoghar	Healthcare (COVID-19)	Yes	Jharkhand	Deoghar	0.05	No	D.C Deoghar on deposit basis	
26	Taking humanitarian actions to fight COVID-19 within community.	Healthcare (COVID-19)	Yes	West Begnal	Paschim Bardhaman	0.03	Yes	Tender by Area	
27	Distribution of ration among the needy people in Jamtara District.	Healthcare (COVID-19)	Yes	Jharkhand	Jamtara	0.03	No	D.C, Jamtara on deposit basis	
28	Distribution of 100 food grain packets and sanitization through Tanker in local villages adjacent to the collieries under Mugma Area.	Healthcare (COVID-19)	Yes	Jharkhand	Dhanbad	0.01	Yes	Tender by Area	
29	Providing fund for purchase of 1000 nos. of reusable mask for manual loaders.	Healthcare (COVID-19)	Yes	Jharkhand	Deoghar	0.00	Yes	Tender by Area	
30	Procurement of 477 food packets to be distributed amongst the weaker section of the society.	Healthcare (COVID-19)	Yes	Jharkhand	Godda	0.00	Yes	Tender by Area	
31	Providing fund to DC Deoghar to fight COVID-19.	Healthcare (COVID-19)	Yes	Jharkhand	Deoghar	0.07	No	D.C Deoghar on deposit basis	
32	Providing 3200 food/water to Migrant labour coming from Shramik Specials at Asansol Station.	Healthcare (COVID-19)	Yes	West Begnal	Paschim Bardhaman	0.02	Yes	Directly through ECL-HQ	
33	Providing 1600 food/water to Migrant labour coming from Shramik Specials at Asansol Station.	Healthcare (COVID-19)	Yes	West Begnal	Paschim Bardhaman	0.01	Yes	Directly through ECL-HQ	
34	To tackle COVID-19 outbreak at the areas of Nagar parisad for Sanitation purpose in Dumka District, Jharkhand.	Healthcare (COVID-19)	No	Jharkhand	Dumka	0.07	No	D.C Dumka on deposit basis	
35	Relief and Restoration work at Kolkata affected due to Amphan Cyclon.	Disaster Relief	No	West Begnal	Kolkata	0.08	No	W.O given to National Coalfield forum.	
36	Installation of Dustbins at 14 Railways Station in raniganj Coalfields Region by Eastern Railways under CSR of ECL.	Sanitation	Yes	West Begnal	Paschim Bardhaman	0.12	No	MoU with Eastern Railways, Asansol	

1	2	3	4	5		6	7	8	
				Location of the Project				Amount Spent for the Project (in ₹ Crore)	Mode of Implementation
Sl. No.	Name of the Project	Item from the list of activities in Schedule VII to the Act.	Local area (Yes/No)	State	District		Direct (Yes/no)	Name	CSR Registration No.
37	Construction of additional class room at Nuni Upper Primary School.	Education	Yes	West Bagnal	Paschim Bardhaman	0.07	Yes	Tender by Area	
38	Providing Tarpaulins to the villagers effected due to Amphan Cyclone under CSR Activities of Sonepur Bazar Area.	Disaster Relief	Yes	West Bagnal	Paschim Bardhaman	0.01	Yes	Tender by Area	
39	Installation of Water Cooler-cum-Purifier at various Schools in and around ECL (HQ).	Water Supply	Yes	West Bagnal	Paschim Bardhaman	0.04	No	Sanctoria Village Samity	
40	Facilitating two nos. of Trekker or similar type of vehicle for transportation of villagers & school going children of Sonepur Bazar, Madhudanga & Bhatmura Village under CSR, Sonepur Bazar Area.	Rural Development	Yes	West Bagnal	Paschim Bardhaman	0.01	Yes	Tender by Area	
41	Providing Computers to Govt. Schools.	Education	Yes	West Bagnal	Paschim Bardhaman	0.12	No	MoU with School Inspector	
42	Installation of Solar Street Light Projects at Different villages in Kunustoria.	Environment & Sustainability	Yes	West Bagnal	Paschim Bardhaman	0.28	Yes	Tender by HQ	
43	Installation of Solar Street Light Projects at Different villages in Sonepur Bazar.	Environment & Sustainability	Yes	West Bagnal	Paschim Bardhaman	0.23	Yes	Tender by HQ	
44	Installation of Rig Borewell at 8 villages of Salanpur Block.	Water Supply	Yes	West Bagnal	Paschim Bardhaman	0.39	No	BDO Salanpur Block	
45	Supporting 100 Ekai Vidyalayas in Rural & Tribal areas in West Bengal.	Education	Yes	West Bagnal	Paschim Burdawan	0.09	No	MoU with Bharat Lok Shiksha Parisad	CSR00000667
46	Skill Development Training Program supported by CIL-HQ /CIL subsidiaries at Central Institute of Plastic Engineering	Skill Development	Yes	West Bagnal & Jharkhand	Paschim Burdawan, Dumka, Godda	0.44	No	GIPET	
47	Sewing Machine Operator Training by Project Apparel Training & Design Centre (ATDC).	Skill Development	Yes	Jharkhand	Godda	0.10	No	MoU with ATDC, Ranchi	
48	Training of 50 no. of Mining Sardar SC/ST candidates	Skill Development	Yes	West Bagnal	Paschim Burdawan	0.00	Yes	Direct through ECL-HRD	

1	2	3	4	5		6	7	8
Sl. No.	Name of the Project	Item from the list of activities in Schedule VII to the Act.	Local area (Yes/No)	Location of the Project		Amount Spent for the Project (in ₹ Crore)	Mode of Implementation	Mode of Implementing Agency
				State	District		Direct (Yes/no)	Name
49	Training of 50 no. of Mining Sardar SC/ST candidates	Skill Development	Yes	West Bagnal	Paschim Burdawan	0.01	Yes	Direct through ECL-HRD
50	Training of 50 no. of Mining Sardar SC/ST candidates	Skill Development	Yes	West Bagnal	Paschim Burdawan	0.00	Yes	Direct through ECL-HRD
51	Training of 50 no. of Mining Sardar SC/ST candidates	Skill Development	Yes	West Bagnal	Paschim Burdawan	0.02	Yes	Direct through ECL-HRD
<b>Total</b>						<b>3.53</b>		

**ANNEXURE-C**
**Amount Spent in Impact Assessment in F.Y- 2020-21**

1	2	3	4	5		6	7	8	9	10	11
Sl. No.	Name of the Project	Item from the list of activities in Schedule VII to the Act.	Local area (Yes/No)	Location of the Project		Project Duration	Amount allocated for the project (in ₹)	Amount Spent in the current financial year (in ₹)	Amount transferred to Unspent CSR Account for the project as per Section 135 (6) in ₹	Mode of Implementation	Mode of Implementation through Implementing Agency
				State	District					Direct (Yes/no)	Name
1	Designing a framework of key Drivers and performing a Corporate Social Audit for CSR initiatives on local development and economic performance in ECL.	Administrative Expenditure	Yes	Jharkhand	West Bengal	1 yr	0.12	0.12	0.00	No	ISM (IIT), Dhanbad
<b>TOTAL</b>							<b>0.12</b>	<b>0.12</b>			

## REPORT ON CORPORATE GOVERNANCE:

### (1) Philosophy:

Corporate Governance is the creation and enhancement of long-term sustainable value for our stakeholders, comprising regulators, employees, customers, vendors, investors and the society at large, through ethically driven business practices. Effective corporate governance practices constitute the strong foundation on which successful commercial enterprises are built to last. Strong leadership and effective corporate governance practices have been the Company's hallmark inherited from its culture and ethos. At Eastern Coalfields Limited, it is imperative that our Company's affairs are managed in a fair and transparent manner.

Our company ensures that the company evolve and follow not just the stated corporate governance guidelines, but also global best practices. We consider it our inherent responsibility to protect the rights of our shareholders and disclose timely, adequate and accurate information regarding our financials and performance, as well as the leadership and governance of the Company. Transparency, accountability and integrity are the main ingredients of good corporate governance. Your company as a good corporate citizen believes in adhering to the highest standards of corporate governance. ECL provides appropriate access to information to the citizens of India under the provisions of Right to Information (RTI) Act, 2005.

### (2) Board of Directors:

#### (A) Composition of the Board:

We are a Government company within the meaning of section 2(45) of the Companies Act, 2013 as Coal India Limited holds entire paid-up share capital. As per Articles of Association, the power to appoint Directors rests with the President of India.

In terms of Articles of Association of the company strength of our Board shall not be less than 2 Directors and not more than 15 Directors. These Directors may be either whole-time Functional Directors or part-time Directors. The Directors are not required to hold any qualification share.

As on 31<sup>st</sup> March, 2021, the Board comprised of 9 Directors, out of which 5 were whole-time Functional Directors, 2 Part Time Official Directors and 2 Part Time Non-Official Directors.

The Directors bring to Board wide range of experience and skills.

#### Directors:

During the year 2020-21, Shri Prem Sagar Mishra was the Chairman-cum-Mg Director of ECL.

The other Directors on the Board of the Company during 2020-21 were Shri Pravin Kant, Part Time Non-Official Director; Shri Anil Kumar Ganeriwala, Part Time Non-Official Director; Shri Sanjiv Soni, Part Time Official Director; Shri Animesh Bharti, Part Time Official Director; Shri Jaiprakash Gupta, Functional Director; Shri Vinay Ranjan, Functional Director; Shri B. Veera Reddy, Functional Director and Shri Gautam Chandra De, Functional Director.

#### Service Contract:

Directors of the company are appointed by the President of India. The terms and conditions of appointment of Whole-time Functional Directors are decided by the President of India in terms of Articles of Association of the Company. The terms and condition of non-official part time directors are laid down by the Ministry of Coal.

#### Age Limit and Tenure of Directors:

The age limit of Chairman & Managing Director and other whole-time Functional Directors is 60 Years. The Chairman-cum-Managing Director and other whole-time Functional Directors are appointed for a period of five years from the date of assumption of charge or till the date of superannuation of the incumbent or till further orders from the Government of India, whichever event occurs earlier. None of the Directors on the Board hold directorships in more than ten public



companies. Further none of them is a member of more than ten committees or chairman of more than five committees across all the public companies in which he is a Director. Necessary disclosures regarding Committee positions in other public companies as on 31<sup>st</sup> March, 2021 have been made by the Directors. None of the Directors are related to each other. Government Nominee Directors representing Ministry of Coal, retire from the Board on ceasing to be officials of Ministry of Coal. Independent Directors are appointed by the Government of India. The Non-Executive Independent Directors fulfill the conditions of independence specified in Section 149 of the Companies Act, 2013.

### (B) Board Meetings:

Meetings of Board of Directors are normally held at Sanctoria/Kolkata for the convenience of Directors. During the financial year 2020-21 due to Pandemic arising out of the spread of COVID-19, the Board Meeting and other Committee Meetings were conducted through video conferencing mode. Company has well defined procedures for meetings of Board of Directors and Committees thereof so as to facilitate decision making in an informed and efficient manner.

During the financial year ended 31<sup>st</sup> March, 2021, 09 (Nine) Board meetings were held on 21.05.2020, 10.06.2020, 03.08.2020, 31.08.2020, 24.09.2020, 02.11.2020, 04.12.2020, 01.02.2021 and 17.03.2021 as against the minimum requirement of 4 meetings in a financial year.

Details of number of Board meetings attended by each of the Directors are given below:

Sl. No	Directors	Board meetings		No. of other Directorships
		Held during the tenure	Attended	
<b>Functional Directors:</b>				
01	Shri Prem Sagar Mishra Chairman-cum-Mg. Director, ECL	09	09	NIL
02	Shri Jaiprakash Gupta Director (Technical) Project & Planning, ECL	09	09	01
03	Shri Vinay Ranjan Director (Personnel), ECL	09	09	01
04	Shri B. Veera Reddy Director (Technical) Operations, ECL	09	08	NIL
05	Shri Gautam Chandra De Director (Finance), ECL	09	09	NIL
<b>Part-time Official Directors:</b>				
06	Shri Sanjiv Soni Director (Finance), CIL	09	09	02
07	Shri Animesh Bharti Economic Advisor, MoC	09	09	NIL
<b>Part Time Non-Official Director:</b>				
08	Shri Pravin Kant	09	09	05
09	Shri Anil Kumar Ganeriwala	09	09	NIL

### (C) Information placed before the Board of Directors:

The Board has complete access to any information within the Company. The information regularly supplied to the Board inter-alia included the following:

- 1) Annual operating plans and budgets and any updates.
- 2) Capital budgets and any updates.
- 3) Quarterly results for the company and its operating divisions or business segments.



- 4) Minutes of meetings of audit committee and other committees of the Board.
- 5) The information on recruitment and remuneration of senior officers just below the Board level including appointment or removal of Chief Financial Officer and the Company Secretary.
- 6) Show cause, demand, prosecution notices and penalty notices which are materially important.
- 7) Fatal or serious accidents, dangerous occurrences, any material effluent or pollution problems.
- 8) Any material default in financial obligations to and by the company, or substantial non-payment for goods sold by the company.
- 9) Any issue, which involves possible public or product liability claims of substantial nature including any judgement or order which may have passed strictures on the conduct of the company or taken an adverse view regarding another enterprise that can have negative implications on the company.
- 10) Details of any joint venture or collaboration agreement.
- 11) Significant labour problems and their proposed solutions. Any significant development in Human Resources/Industrial Relations front like signing of wage agreement, implementation of Voluntary Retirement Scheme etc.
- 12) Non-compliance of any regulatory and statutory matter.

**(D) Remuneration of the Director:****(i) Functional Directors:**

(Amount in ₹)

Sl. No.	Name of Director	Salary	Benefits	Total	Remarks
1.	Shri Prem Sagar Mishra	37,02,918.00	6,98,276.00	44,01,194.00	-
2.	Shri Jaiprakash Gupta	59,35,051.75	8,07,585.00	67,42,636.75	-
3.	Shri Vinay Ranjan	40,27,855.00	6,20,775.00	46,48,630.00	-
4.	Shri B. Veera Reddy	38,29,793.00	7,72,694.00	46,02,487.00	-
5.	Shri Gautam Chandra De	51,32,423.00	7,16,187.00	58,48,610.00	-

**(ii) Part-time official Directors:**

No remuneration is paid to the Part-time official Directors by the Company.

**(iii) Part-time Non-official Directors:**

No remuneration is being paid to Part-time Non-official Directors except sitting fee. Details of sitting fee paid for attending Board / Committee Meetings are shown below:

(Amount in ₹)

Sl. No.	Name of the Director	Sitting Fee for Board Meeting	Sitting Fee for Committee Meetings	Total
1.	Shri Pravin Kant	1,35,000.00	4,20,000.00	5,55,000.00
2.	Shri Anil Kumar Ganeriwala	1,35,000.00	4,20,000.00	5,55,000.00

**3. Board Committee:**

Board has constituted following Committees of the Board:

- a. Audit Committee;
- b. Sub-Committee for "Evaluation, Appraisal and Approval of Projects";
- c. Committee on "CSR";
- d. Risk Management Committee;
- e. Sub-Committee for "Cost Control";
- f. Sub-Committee for "Research and Development".

**[A] Audit Committee:**

Your Company has an independent Audit Committee. The composition, procedures, powers and role/functions of the Audit Committee, constituted by the Company is to comply with the requirements of the Companies Act, 2013.

**Scope of Audit Committee:**

The scope of Audit Committee is as follows:

1. Overseeing of the company's financial reporting process and the disclosure of its financial information to ensure that the financial statement is correct, sufficient and credible.
2. Recommending to the Board the fixation of audit fees.
3. Recommendation to the Board for fixation of fees to statutory auditors for any other services rendered by the statutory auditors.
4. Reviewing, with the management and ensuring that the annual financial statements are in compliance with the applicable laws before submission to the Board for approval, with particular reference to:
  - a) Matters required to be included in the Directors Responsibility Statement to be included in the Board's report in terms of section 134(5) of the Companies Act, 2013;
  - b) Changes, if any, in accounting policies and practices;
  - c) Major accounting entries involving estimates based on the exercise of judgment by management;
  - d) Significant adjustments made in the financial statements arising out of audit findings;
  - e) Compliance with legal requirements relating to financial statements;
  - f) Disclosure of any related party transactions;
  - g) Qualifications in the draft audit report and
  - h) The management discussion and analysis of financial condition and results of operations.
5. Reviewing, with the management, the quarterly financial statements before submission to the Board for approval.
6. Reviewing with the management, performance of internal auditors and adequacy of the internal control systems.
7. Reviewing the adequacy of internal audit function, if any, including the structure of the internal audit department, staffing and seniority of the official heading the department, reporting structure coverage and frequency of internal audit and the information regarding appointment and / or removal of Internal Auditor.
8. Discussion with internal auditor and / or auditors any significant findings and follow up thereon.
9. Reviewing the findings of any internal investigations by the internal auditors / auditors / agencies into matters where there is suspected fraud or irregularity or a failure of internal control system of a material nature and reporting the matter to the Board.
10. Discussion with statutory auditors before the audit commences, about the nature and scope of audit as well as post-audit discussion to ascertain any area of concern.
11. Looking into the reasons for substantial default in the payment to the depositors, debenture holders, shareholders (in case of non-payment of declared dividends) and creditors.
12. Reviewing the functioning of the Whistle Blower Mechanism.
13. Reviewing the follow up action on the audit observations of the C&AG audit.
14. Any difficulties encountered during audit work including any restrictions on the scope of activities or access to required information.
15. Reviewing the follow up action taken on the recommendations of Committee on Public Undertakings (COPU) of the Parliament.

**Composition:**

As on 31<sup>st</sup> March, 2021, the Audit Committee comprised of 2 (Two) Part-time Non-Official Directors viz. Shri Pravin Kant and Shri Anil Kumar Ganeriwala; 2 (Two) Part-time Official Directors viz. Shri Sanjiv Soni, Director (Finance), CIL and Shri Animesh Bharti, Economic Advisor, MoC and 3 (Three) Functional Directors viz. Shri Jaiprakash Gupta, Director (Technical) Project & Planning; Shri Vinay Ranjan, Director (Personnel) and Shri B. Veera Reddy, Director (Technical) Operations.

Shri Pravin Kant, Part-time Non-Official Director was the Chairperson of the Audit Committee during the year.

Director (Finance) and HoD (Internal Audit) are the permanent invitees to the Audit Committee and Company Secretary is Secretary to the Committee.

09 (nine) meetings of the Audit Committee were held during the financial year 2020-21 on 20.05.2020, 10.06.2020, 16.07.2020, 03.08.2020, 24.09.2020, 02.11.2020, 04.12.2020, 01.02.2021 and 17.03.2021. Details of number of Audit Committee meetings attended by each of the members during the year are as under:

Sl. No.	Members	Meeting held during respective tenure of members	No. of Meetings attended
1.	Shri Pravin Kant	09	09
2.	Shri Sanjiv Soni	09	08
3.	Shri Animesh Bharti	08	04
4.	Shri Anil Kumar Ganeriwala	09	09
5.	Shri Jaiprakash Gupta	09	09
6.	Shri Vinay Ranjan	09	08
7.	Shri B. Veera Reddy	09	09

#### [B] Committee for Evaluation, Appraisal and Approval of Projects:

In the 246<sup>th</sup> meeting of the Board, a Committee for Evaluation, Appraisal and Approval of Projects was constituted. As on 31<sup>st</sup> March, 2021, the Committee for Evaluation, Appraisal and Approval of Projects consisted of 2 (Two) Part time Official Directors, viz. Shri Animesh Bharti, Economic Advisor, MoC and Shri Sanjiv Soni, Director (Finance), CIL; 2 (Two) Part-time Non-Official Directors viz. Shri Pravin Kant and Shri Anil Kumar Ganeriwala and 4 (Four) Functional Directors viz. Shri Jaiprakash Gupta, Director (Technical) Project & Planning; Shri Vinay Ranjan, Director (Personnel); Shri B. Veera Reddy, Director (Technical) Operations and Shri Gautam Chandra De, Director (Finance).

Company Secretary is Secretary to the Committee and General Manager (P&P) is the Nodal Officer for this Committee.

Shri Animesh Bharti, Economic Advisor, MoC and Part-time Official Director of ECL was the Chairman of the committee during the year.

During the financial year 2020-21, 6 (six) meetings of the Committee for Evaluation, Appraisal and Approval of Projects were held i.e. on 20.05.2020, 10.06.2020, 03.08.2020, 31.08.2020, 04.12.2020 and 01.02.2021. The details of members and their attendance at meetings are given below:

Sl. No.	Members	Meeting held during respective tenure of members	No. of Meetings attended
1.	Shri Animesh Bharti	06	06
2.	Shri Sanjiv Soni	06	05
3.	Shri Pravin Kant	06	06
4.	Shri Anil Kumar Ganeriwala	06	06
5.	Shri Jaiprakash Gupta	06	06
6.	Shri Vinay Ranjan	06	06
7.	Shri B. Veera Reddy	06	05
8.	Shri Gautam Chandra De	05	05

#### [C] Committee on C.S.R.:

In the 261<sup>st</sup> meeting of the ECL Board, CSR Sub-Committee was constituted. As on 31<sup>st</sup> March, 2021 the Committee consisted of 2 (Two) Part-time Non-Official Directors viz. Shri Anil Kumar Ganeriwala and Shri Pravin Kant; 2 (Two) Part-time Official Directors, viz. Shri Sanjiv Soni, Director (Finance), CIL and Shri Animesh Bharti, Economic Advisor, MoC and 4 (Four) Functional Directors viz. Shri Jaiprakash Gupta, Director (Technical) Project & Planning; Shri Vinay Ranjan, Director (Personnel); Shri B. Veera Reddy, Director (Technical) Operations and Shri Gautam Chandra De, Director (Finance).



Company Secretary is Secretary to the Committee and GM (CSR&Welfare) is the Nodal Officer for this Committee.

Shri Anil Kumar Ganeriwala, Part-time Non-Official Director was Chairman of the committee during the year.

During the year 2020-21, 5 (Five) meetings of the Committee on C.S.R. were held i.e. on 20.05.2020, 01.08.2020, 02.11.2020, 01.02.2021 and 17.03.2021. The details of members and their attendance at meetings are given below:

Sl. No.	Members	Meeting held during respective tenure of members	No. of Meetings attended
1.	Shri Anil Kumar Ganeriwala	05	05
2.	Shri Sanjiv Soni	05	01
3.	Shri Animesh Bharti	04	01
4.	Shri Pravin Kant	05	05
5.	Shri Jaiprakash Gupta	05	05
6.	Shri Vinay Ranjan	05	05
7.	Shri B. Veera Reddy	05	05
8.	Shri Gautam Chandra De	04	04

#### [D] Risk Management Committee:

In the 291<sup>st</sup> meeting of the ECL Board, Risk Management Committee was constituted. As on 31<sup>st</sup> March, 2021, the Committee consisted of 2 (Two) Part-time Non-Official Directors viz. Shri Pravin Kant and Shri Anil Kumar Ganeriwala; 4 (Four) Functional Directors viz. Shri Jaiprakash Gupta, Director (Technical) Project & Planning; Shri Vinay Ranjan, Director (Personnel); Shri B. Veera Reddy, Director (Technical) Operations and Shri Gautam Chandra De, Director (Finance).

Company Secretary is Secretary to the Committee and General Manager (P&P) is the Nodal Officer for this Committee.

Shri Pravin Kant, Part-time Non-Official Director was the Chairman of the committee during the year.

During the year 2020-21, 3 (Three) meetings of the Risk Management Committee were held i.e. on 01.08.2020, 04.12.2020 and 02.02.2021. The details of members and their attendance at meetings are as under:

Sl. No.	Members	Meeting held during respective tenure of members	No. of Meetings attended
1.	Shri Pravin Kant	03	03
2.	Shri Anil Kumar Ganeriwala	03	03
3.	Shri Jaiprakash Gupta	03	03
4.	Shri Vinay Ranjan	03	02
5.	Shri B. Veera Reddy	03	03
6.	Shri Gautam Chandra De	03	03

#### [E] Sub-Committee for "Cost Control":

In the 330<sup>th</sup> meeting of the ECL Board, Sub-Committee for "Cost Control" was constituted. As on 31<sup>st</sup> March, 2021, the Committee consisted of 2 (Two) Part-time Non-Official Directors viz. Shri Pravin Kant and Shri Anil Kumar Ganeriwala; 4 (Four) Functional Directors viz. Shri Jaiprakash Gupta, Director (Technical) Project & Planning; Shri Vinay Ranjan, Director (Personnel); Shri B. Veera Reddy, Director (Technical) Operations and Shri Gautam Chandra De, Director (Finance).

Company Secretary is Secretary to the Committee and General Manager (Finance) is the Nodal Officer for this Committee.

Shri Pravin Kant, Part-time Non-Official Director was the Chairman of the committee during the year.

During the year 2020-21, 3 (Three) meetings of the Sub-Committee for "Cost Control" were held i.e. on 31.08.2020, 04.12.2020 and 02.02.2021. The details of members and their attendance at meetings are as under:

Sl. No.	Members	Meeting held during respective tenure of members	No. of Meetings attended
1.	Shri Pravin Kant	03	03
2.	Shri Anil Kumar Ganeriwala	03	03
3.	Shri Jaiprakash Gupta	03	03
4.	Shri Vinay Ranjan	03	03
5.	Shri B. Veera Reddy	03	02
6.	Shri Gautam Chandra De	03	03

**[F] Sub-Committee for “Research and Development”:**

In the 330<sup>th</sup> meeting of the ECL Board, Sub-Committee for “Research and Development” was constituted. As on 31<sup>st</sup> March, 2021, the Committee consisted of Shri Prem Sagar Mishra, Chairman-cum-Mg. Director; 2 (Two) Part-time Non-Official Directors viz. Shri Pravin Kant and Shri Anil Kumar Ganeriwala; 3 (Three) Functional Directors viz. Shri Jaiprakash Gupta, Director (Technical) Project & Planning; Shri B. Veera Reddy, Director (Technical) Operations; Shri Gautam Chandra De, Director (Finance), General Manager (Project & Planning), General Manager (E&M), General Manager (Excavation) and General Manager (Environment & Forest).

Company Secretary is Secretary to the Committee and General Manager (P&P) is the Nodal Officer for this Committee.

Shri Prem Sagar Mishra, Chairman-cum-Mg. Director was the Chairman of the committee during the year.

During the year 2020-21, 2 (Two) meetings of the Sub-Committee for “Research and Development” were held i.e. on 31.08.2020 and 17.03.2021. The details of members and their attendance at meetings are as under:

Sl. No.	Members	Meeting held during respective tenure of members	No. of Meetings attended
1.	Shri Prem Sagar Mishra	02	02
2.	Shri Pravin Kant	02	02
3.	Shri Anil Kumar Ganeriwala	02	02
4.	Shri Jaiprakash Gupta	02	02
5.	Shri B. Veera Reddy	02	01
6.	Shri Gautam Chandra De	02	02
7.	Shri R.N. Som, GM (Project & Planning)	01	01
8.	Shri M.K. Mishra, GM (E&M)	01	01
9.	Shri V.S. Gupta, GM (Excavation)	02	02
10.	Shri N. Roy, GM (E&M)	01	01
11.	Shri M. Kumar, HoD (Environment)	01	01

**Statutory Auditors:**

Under Section 139 of the Companies Act, 2013 the following Chartered Accountant Firms were appointed by the Comptroller and Auditor General of India for conducting audit of the financial accounts of the company for the year 2020-21:

**Statutory Auditors:**

1. M/s. G. P. Agrawal & Co., Unit No. 606, Diamond Heritage, 16, Strand Road, Kolkata-700001.

**Branch Auditors:**

2. M/s. S.K. Agrawal and Co., Suite Nos. 606 to 608, The Chambers, Opposite to Gitanjali Stadium, 1865 Rajdanga Main Road, Kasba, Kolkata-700107.
3. M/s. Keshri & Associates, 54 Pilkhana, 3<sup>rd</sup> Lane, Howrah-711101.



4. M/s. ADD & Associates, P-168, Sector-B, Metropolitan Co-Operative Housing Society Ltd., Canal South Road, Kolkata-700105.
5. M/s. Maheshwari and Associates, Geetanjali Apartments, Flat No. 6A, 6<sup>th</sup> Floor, 8B Middleton Street, Kolkata-700071.
6. M/s. S. K. Basu & Co., 20/5/2/2 Bisweswar Banerjee Lane, Howrah-711101.

**Annual General Meeting:**

Particulars of Annual General Meeting of Shareholders of the company held during last 3 years were as under:

Year	Date, Time and Place	Attendance	Special Resolution, if any
2017-18	09.07.2018 10:00 A.M. Kolkata	Shri S.K. Jha, Chairman-cum-Managing Director, ECL Shri C. K. Dey, Director (Finance), CIL (Member of Audit Committee) Shri Ranjit Kumar Singh, Dy. Mgr. (F), CIL As representative of CIL and Proxy for Shri. A.K. Jha, Chairman, CIL	-
2018-19	31.07.2019 11:00 A.M. Sanctoria	Shri Prem Sagar Mishra, Chairman-cum-Mg. Director, ECL Smt. Mita Sett, Chief Manager (Finance), Coal India Limited, in her capacity as representative of Coal India Limited as Shareholder and Proxy of Shri A.K. Jha, Chairman, Coal India Limited.	Yes* (Note-1)
2019-20 (**) (Note-2)	19.08.2020 12.30 P.M. Sanctoria	Shri Prem Sagar Mishra, Chairman-cum-Mg. Director, ECL; Shri Pramod Agrawal, Chairman, CIL, (Through Video Conferencing); Shri Sanjiv Soni, Director (Finance), CIL (Through Video Conferencing); Shri M. Viswanathan, Company Secretary, CIL, Representative of CIL (Through Video Conferencing) Shri Animesh Bharti, Part-time Official Director, ECL, Chairman of Evaluation Appraisal and Approval of Projects Committee of ECL. (Through Video Conferencing) Shri Pravin Kant, Part-time Non-official Director, ECL, Chairman of Audit Committee and Risk Management Committee of ECL. (Through Video Conferencing) Shri A.K. Ganeriwala, Part-time Non-official Director, ECL, Chairman of CSR Committee of ECL (Through Video Conferencing) Shri Jaiprakash Gupta, Director (Technical) Project & Planning, ECL Shri Vinay Ranjan, Director (Personnel), ECL Shri B. Veera Reddy, Director (Technical) Operations, ECL Shri Gautam Chandra De, Director (Finance), ECL M/s. G. P. Agrawal & Co., Statutory Auditors (Through Video Conferencing) M/s. S. G. & Associates, Cost Auditors (Through Video Conferencing)	-

\* **Note-1:** Special Resolution was passed in the 44<sup>th</sup> AGM of ECL for ratification of re-appointment of Prof. (Dr.) Indira Chakravarty (DIN 07368268) Non Official Part Time Director of the Company with effect from 17.11.2018 for a period of one year or until further orders, whichever is earlier, in terms of Ministry of Coal, Govt. of India letter Ref. No. 21/33/2018-BA(iv) dated 17.11.2018. The extract of special resolution is reproduced below:

**“RESOLVED FURTHER THAT** Prof. (Dr.) Indira Chakravarty (DIN 07368268), be and is hereby reappointed as Non Official Part Time Director of the Company with effect from 17.11.2018 for a period of one year or until further orders, whichever is earlier, in terms of Ministry of Coal, Govt. of India letter no. 21/33/2018-BA(iv) dated 17.11.2018. She is not liable to retire by rotation.”



**\*\* Note-2:** In view of the extraordinary circumstances due to the Pandemic caused by COVID-19 prevailing in the Country, in accordance of the provisions of Section-108 of the Companies Act, 2013 read with Rule-18 of the Companies (Management and Administration) Rules, 2014 and with General Circular Ref. No. 14/2020, dated 8<sup>th</sup> April, 2020, General Circular Ref. No. 17/2020 dated 13<sup>th</sup> April, 2020 and General Circular Ref. No. 17/2020 dated 5<sup>th</sup> May, 2020 respectively issued by Ministry of Corporate Affairs, Government of India (including any statutory modification or re-enactment thereof for the time being in force) and other applicable laws and regulations, Shareholders, Directors and Auditors including Secretarial Auditor of Eastern Coalfields Limited were entitled to attend and/or vote at the meeting may also attend and/or vote at the meeting through Video Conferencing (VC) or Other Audio Visual Means(OAVM), to convey their assent or dissent only at such stage on items considered in the meeting by sending e-mails to companysecretary.ecl@coalindia.in. The facility of appointment of proxies by members was not available. However, in pursuance of Sections 112 and 113 of the Companies Act, 2013 representatives of the members may be appointed for participation and voting through Video Conferencing (VC) or Other Audio Visual Means (OAVM). For attending meeting through Video Conferencing (VC) or Other Audio Visual Means (OAVM), link was provided from the company's authorized mail id well in advance and the facility for joining the meeting was kept open 15 minutes before the scheduled time to start the meeting and closed 15 minutes after the scheduled time of the meeting.

No Special Resolution was passed through postal ballot at any of the General Meetings of the members held during the above three years.

#### **4. DISCLOSURES:**

##### **(a) Related Party Transactions:**

As per the disclosures given by the Directors of the company there were no related party transactions that have potential conflict with the interest of the company at large.

##### **(b) Code of Conduct for Directors and Senior Executives:**

The Code of Conduct for Directors and Senior Executives was approved by the Board of Directors of the company in its 214<sup>th</sup> Meeting held on 15<sup>th</sup> October, 2007. This was circulated to the Directors and senior executives and obtained their affirmation. It was also uploaded in the website of the company [www.easterncoal.nic.in](http://www.easterncoal.nic.in).

##### **(c) Accounting Treatment:**

The financial statements are prepared in accordance with applicable mandatory Accounting Standards and relevant presentational requirements of the Companies Act, 2013.

##### **(d) Risk Management, Fraud Prevention and Identification:**

Risk Assessment and Mitigation Policy has been approved by the ECL Board in its 257<sup>th</sup> Meeting held on 05.11.2012. The Risk Management Committee in its 2<sup>nd</sup> meeting held on 13.03.2019 in Kolkata reviewed the 'Risks that Matters' to the company and appointed Shri R. N. Som, GM (P&P), ECL as the Chief Risk Officer. Shri R. N. Som, GM (P&P), ECL held the post of Chief Risk Officer till the day of his superannuation i.e. on 31.10.2020 and thereafter HoD (Project & Planning) took the change of Chief Risk Officer. During the year 2020-21, three (03) meetings of the Risk Management Committee were held and risk associated with different departments and mines has been prepared and analysed. Regular monitoring of the Risks associated with the business is done.

##### **(e) CEO/CFO Certification:**

A certificate duly signed by Shri Gautam Chandra De, Director (Finance), ECL and Shri Prem Sagar Mishra, Chairman-cum-Mg. Director, ECL was placed in the 339<sup>th</sup> Board Meeting is annexed to the Corporate Governance Report as **Annexure-D**.

##### **(f) Compliance with applicable laws:**

During the Financial Year 2020-21, as per the declaration given by General Manager (Personnel/Legal), ECL, all the laws applicable to the company has been complied with.

**5. Means of Communications:**

Annual Report, Operational and Financial Performance of the company are uploaded in company's website [www.easterncoal.nic.in](http://www.easterncoal.nic.in).

Apart from Annual Accounts, Quarterly review of Accounts is also conducted by the Statutory Auditors of the company.

**6. Audit Qualifications:**

It is always the company's endeavour to present an unqualified financial statement. Management reply to the Statutory Auditors' observations on the accounts of the company for the year ended 31<sup>st</sup> March, 2021 are furnished as an Annexure to Board's Report. Comments of the Comptroller and Auditor General of India under section 143(6) of the Companies Act, 2013 on the Accounts of Eastern Coalfields Limited for the year ended 31<sup>st</sup> March, 2021 are also given in the Annual Report.

**7. Training of Board Members:**

The Functional Directors are the heads of the respective functional Areas by virtue of their possessing the requisite expertise and experience. They are aware of the business model of the company as well as the risk profile of the company's business. The Part-time Directors are also fully aware of the company's business model.

**8. Shareholding pattern of the Company:**

100% shares of the company are being held by Coal India Limited.

**9. Whistle Blower Policy:**

The company promotes ethical behavior in all its business activities. The Board has put in place mechanism of reporting illegal or unethical behavior. Employees are free to report violation of laws, rules, fraud or unethical conduct to the Competent Authority. The reports received from any employee will be reviewed by the Screening Committee. The management personnel are obligated to maintain confidentiality of such reporting and ensure that the whistle blowers are not subjected to any discriminatory practices.

The Board of your company had accorded its approval in its 218<sup>th</sup> Meeting held on 27<sup>th</sup> March, 2008 to sign a MoU with M/s. Transparency International in line with the MoU entered into by CIL for implementation of Integrity Pact and the same was carried out.

**10. Insider Trading Policy:**

Amended Insider Trading Policy of Coal India Limited (CIL) was communicated by Coal India on 16<sup>th</sup> March, 2020. According to this policy, no insider shall communicate or allow any access to any Unpublished Price Sensitive Information (UPSI) relating to the company or securities listed to any person including other insiders except where such communication is in furtherance of legitimate purposes, performance of duties or discharge of legal obligations. Apart from this, Trading Window is to be closed from the end of every quarter for declaration of financial results till 48 hours after the declaration of Financial Results. Hence, Trading Window is closed from the last Monday of every quarter till 48 hours after the declaration of Financial Results. In case if the Monday happened to be a holiday, it is closed from the next working day. This is communicated by Company Secretary from time to time which has to be adhered by all designated employees.

CIL also directed that the designated persons are required to disclose his/her name, Permanent Account Number or any other identifier authorized by law and details of the immediate relatives of the designated person(s) and any other person(s) with whom such designated person(s) shares a material financial relationship to the company on an annual basis and as and when the information changes. The company is maintaining a Structured Digital Database with adequate internal control and checks such as time stamping and audit trails. Accordingly, all the designated persons of ECL have completed the self-declaration process in CIL's prevention of Insider Trading Platform along with the relevant details as directed by CIL.

**11.** During 2020-21, no person has been prevented from direct access to the Chairperson of the Audit Committee.

**12.** The date of submission to DPE of completed data-sheet for PE Survey was 20.10.2020.

\*\*\*\*\*

## CEO AND CFO CERTIFICATION

To

**The Board of Directors  
Eastern Coalfields Limited**

The Financial Statements of Eastern Coalfields Limited (ECL) for the year ended 31<sup>st</sup> March, 2021 are placed herewith before the Board of Directors for their consideration and adoption.

Based on the certifications by General Managers and Area Finance Managers of respective Areas/Units regarding their Reviewed Financial Statements for the year ended 31<sup>st</sup> March, 2021, we, Prem Sagar Mishra, Chairman-cum-Managing Director & CEO, ECL and Gautam Chandra De, Director (Finance) & CFO, ECL, responsible for the finance function certify that:

We have reviewed the Financial Statements of the Company for the year ended 31<sup>st</sup> March, 2021 and that to the best of our knowledge and belief:

- i. These statements do not contain any materially untrue statement or omit any material fact or contain statements that might be misleading;
- ii. These statements together present a true and fair view of the company's affairs and are in compliance with existing accounting standards, applicable laws and regulations.

To the best of our knowledge and belief, no transactions entered into by the company during the year ended 31<sup>st</sup> March, 2021 are fraudulent, illegal or violative of the company's code of conduct.

We accept responsibility for establishing and maintaining internal controls for financial reporting and we have evaluated the effectiveness of internal control systems of the company pertaining to financial reporting and we have disclosed to the auditors and the Audit Committee, deficiencies in the design or operation of such internal controls, if any, of which they are aware and the steps they have taken or propose to take to rectify these deficiencies.

We have indicated to the auditors and the Audit Committee that:

- i. There has not been any significant changes in internal control over financial reporting during the year under reference;
- ii. There has not been any significant change in accounting policies during the year except for policy on materiality;
- iii. We have not become aware of any instance of significant fraud with involvement therein of the management or an employee having a significant role in the company's internal control system over financial reporting.



Director (Finance)  
& CFO, ECL



Chairman-cum-Managing Director  
& CEO, ECL

Place: Sanctoria

Date: 28.05.2021



## Annexure-VII

**J. K. DAS & ASSOCIATES**

Company Secretaries

Plot No.883, Bijan Kanan Brahmpur,  
Bansdhroni, Kolkata - 700096

T : 24102892/93

M : 9831204082

E : jkdasc@gmail.com

admin@jkdas.com

W : www.jkdas.com

**Certificate on Compliance with DPE Guidelines on Corporate Governance****To The Members of Eastern Coalfields Limited**

1. We J.K. Das & Associates, Practicing Company Secretaries, have examined the compliance of DPE Guidelines on Corporate Governance of Eastern Coalfields Limited (hereinafter called as “Company”) for the year ended 31<sup>st</sup> March, 2021, as stipulated in Guidelines on Corporate Governance for Central Public Sector Enterprises (CPSEs) dated 14.05.2010 (hereinafter referred to as “DPE Guidelines”).

**Managements’ Responsibility**

2. The compliance of conditions of DPE Guidelines on Corporate Governance is the responsibility of the Management. This responsibility includes the design, implementation and maintenance of internal control and procedures to ensure the compliance with the conditions of the Corporate Governance stipulated in the DPE Guidelines.

**Auditor’s Responsibility**

3. Our responsibility is limited to examining the procedures and implementation thereof, adopted by the Company for ensuring compliance with the conditions of the Corporate Governance. It is neither an audit nor an expression of opinion on the financial statements of the Company.
4. We have examined the books of accounts and other relevant records and documents maintained by the Company for the purposes of providing reasonable assurance on the compliance with Corporate Governance requirements by the Company.
5. We have carried out an examination of the relevant records of the Company in accordance with CSAS-1-Auditing Standard on Audit Engagement issued by the Institute of Company Secretaries of India (the ICSI).

**Opinion**

6. Based on our examination of the relevant records and according to the information and explanations provided to us and the representation provided by the Management, we certify that the Company has complied with the conditions of Corporate Governance as stipulated in DPE Guidelines during the year ended 31<sup>st</sup> March, 2021 subject to the following:
  - i. The number of Functional Directors and total members of the Board of Directors of the Company as on 31<sup>st</sup> March, 2021 were five and nine respectively. The number of Functional Directors is 56% (approx.) of the actual strength of the Board, whereas as per para 3.1.2 of Chapter 3 of DPE Guidelines “The number of Functional Directors (including CMD/MD) should not exceed 50% of the actual strength of the Board.”
  - ii. The number of Independent Directors and total members of the Board of Directors of the Company as on 31<sup>st</sup> March, 2021 were two and nine respectively. The number of Independent Directors was less than one-third of the Board Members, whereas as per para 3.1.4 of Chapter 3 of DPE Guidelines as applicable to the Company the number of Independent Directors should be at least one-third of the Board Members.



- iii. The Audit Committee of the Company is having two Independent Directors out of total seven members as on 31<sup>st</sup> March, 2021, whereas as per para 4.1.1 of Chapter 4 of DPE Guidelines “The Audit Committee shall have minimum three Directors as members. Two-thirds of the members of audit committee shall be Independent Directors.”
7. We state that such compliance is neither an assurance as to the future viability of the Company nor the efficiency or effectiveness with which the Management has conducted the affairs of the Company.

For J.K Das & Associates



(J.K. Das)

C. P. No. 4250

Membership No. FCS 7268

UDIN- F007268C 000486263

M/s J.K. Das & Associates,  
Company Secretaries

Place: Kolkata

Date: 18<sup>th</sup> June, 2021



## Annexure-VIII



**J. K. DAS & ASSOCIATES**  
Company Secretaries

Plot No.883, Bijan Kanan Brahmpur,  
Bansdhroni, Kolkata - 700096  
T : 24102892/93  
M : 9831204082  
E : jkdasc@gmail.com  
admin@jkdas.com  
W : www.jkdas.com

## SECRETARIAL AUDIT REPORT

Form No.-MR-3

For the Financial Year ended 31<sup>st</sup> March, 2021

[Pursuant to Section 204(1) of the Companies Act, 2013 and Rule No. 9 of the Companies (Appointment and Remuneration of Managerial Personnel) Rules, 2014]

To,  
The Members

**M/s. Eastern Coalfields Limited**

P.O. Dishergarh, Sanctoria,  
Burdwan-713333  
West Bengal, India

We have conducted the secretarial audit of the compliance of applicable statutory provisions and the adherence to good corporate practices by **M/s. Eastern Coalfields Limited (CIN: U10101WB1975GOI030295)** (hereinafter called the Company). Secretarial Audit was conducted in accordance to the CSAS-4-Auditing Standard on Secretarial Audit issued by the Institute of Company Secretaries of India (the ICSI) that provided me a reasonable basis for evaluating the corporate conducts/statutory compliances and expressing my opinion thereon.

Based on my verification of the books, papers, minute books, forms and returns filed and other records maintained by the Company and also the information provided by the Company, its officers, agents and authorized representatives during the conduct of secretarial audit, the explanations and clarification given to me and the representation made by the management and considering the relaxation granted by Ministry of Corporate Affairs due to spread of COVID-19 Pandemic, I hereby report that in my opinion, the Company has, during the audit period covering the financial year ended on 31<sup>st</sup> March, 2021, complied with the statutory provisions listed hereunder and also that the Company has proper Board-processes and compliance-mechanism in place to the extent, in the manner and subject to the reporting made hereinafter:

I have examined the books, papers, minute books, forms and returns filed and other records maintained by the Company for the financial year ended on 31<sup>st</sup> March, 2021, according to the provisions of:

- (i) The Companies Act, 2013 (the Act) and the Rules made there under;
- (ii) The Securities Contracts (Regulation) Act, 1956 ('SCRA') and the Rules made there under (Not applicable during the Audit Period);
- (iii) Foreign Exchange Management Act, 1999 and the Rules and Regulations made there under to the extent of Foreign Direct Investment, Overseas Direct Investment and External Commercial Borrowings (Not applicable during the Audit Period);
- (iv) The Regulations and Guidelines prescribed under the Securities and Exchange Board of India Act, 1992 ('SEBI Act') (Not applicable during the Audit Period);



**J. K. DAS & ASSOCIATES**  
Company Secretaries

Plot No.883, Bijan Kanan Brahmpur,  
Bansdhroni, Kolkata - 700096  
T : 24102892/93  
M : 9831204082  
E : jkdasc@gmail.com  
admin@jkdas.com  
W : www.jkdas.com

- (v) The Depositories Act, 1996 and the Regulations and Bye-laws framed there under;
- (vi) Corporate Governance Guidelines issued by Department of Public Enterprises vide their OM. No. 18(8)/2005-GM dated 14th May, 2010;
- (vii) Secretarial Standards 1 and 2 as issued by the Institute of Company Secretaries of India.
- (viii) Securities and Exchange Board of India (Prohibition of Insider Trading) Regulations, 2015.

We report that, having regard to the compliance system prevailing in the Company and on examination of the relevant documents and records in pursuance thereof, on test-check basis and a declaration given by GM (P/Legal), ECL vide Letter Ref No. ECL/LG/198 dated 03.04.2021, the Company has complied with the following laws applicable specifically to the Company:

1. The Coal Mines Act, 1952
2. Indian Explosives Act, 1884
3. Colliery Control Order, 2000 and Colliery Control Rules, 2004
4. The Coal Mines Regulations, 2017
5. The Payment of Wages (Mines) Rules, 1956
6. Coal Mines Pension Scheme, 1998
7. Coal Mines Conservation and Development Act, 1974
8. The Mines Vocational Training Rules, 1966
9. The Mines Creche Rules, 1961
10. The Mines Rescue Rules, 1985
11. Coal Mines Pithead Bath Rules, 1946
12. Maternity Benefit (Mines and Circus) Rules, 1963
13. The Explosives Rules, 2008
14. Mineral Concession Rules, 1960
15. Coal Mines Provident Fund and Miscellaneous Provisions Act, 1948
16. Mines and Minerals (Development and Regulation) Act, 1957
17. The Payment of Undisbursed Wages (Mines) Rules, 1989
18. Indian Electricity Act, 2003 and the Indian Electricity Rules, 1956
19. Environment Protection Act, 1986 and Environment Protection Rules, 1986
20. The Hazardous and Other Wastes (Management and Trans boundary Movement) Rules, 2016
21. The Water (Prevention & Control of Pollution) Act, 1974 and Rules made there under
22. The Air (Prevention & Control of Pollution) Act, 1981
23. Public Liability Insurance Act, 1991 and Rules made there under.

During the Audit Period, the Company has generally complied with the provisions of the Act, Rules, Regulations, Guidelines, etc. mentioned above. As regards certain Corporate Governance provisions, the Company being a Central PSU, the regulatory framework applicable to Government Companies is designed to ensure compliances in respect of matters pertaining to appointment, evaluation and succession of directors.



**J. K. DAS & ASSOCIATES**

Company Secretaries

Plot No.883, Bijan Kanan Brahmpur,  
Bansdhroni, Kolkata - 700096

T : 24102892/93

M : 9831204082

E : jkdasc@gmail.com

admin@jkdas.com

W : www.jkdas.com

**We further report that** the Board of Directors of the Company is duly constituted as per the Companies Act, 2013 except appointment of Independent Director and appointment of Woman Director. As per available information, company is not having sufficient number of Independent Director and Woman Director as required under Section 149 of the Act. Hence formation of Audit Committee is also not as per Section 177 of Companies Act, 2013. There was no change in the composition of the Board of Directors during the year under review.

Adequate notice was given to all directors to schedule the Board Meetings, agenda and detailed notes on agenda were sent at least seven days in advance except where the meeting was held at a short notice to transact urgent business and a system exists for seeking and obtaining further information and clarifications on the agenda items before the meeting and for meaningful participation at the meeting. During the audit period under review, all decisions at Board Meetings were carried out unanimously.

**We further report that** there are adequate systems and processes in the company commensurate with the size and operations of the Company to monitor and ensure compliance with applicable laws, rules, regulations and guidelines.

**We further report that** as per explanations and management representations obtained and relied upon by me, during the audit period there is no such specific events/actions having major bearing on the Company's affairs had taken place.

**We further report that** Company has received demand notice from District Mining Officers (DMOs) in the state of Jharkhand demanding to 11 coal mines of Eastern Coalfields Limited for alleged violation of Environmental Clearance (EC) capacity from 2000-01 to 2016-17 under Section 21(5) of the MMDR Act, 1957. The total amount of demand raised for 11 mines (Mugma Area-8 mines, Rajmahal Area-2 mines and S.P. Mines Area-1 mine) for the period mentioned above is about ₹ 2178.14 Crore. Company has filed revision application to Single Bench Revisional Authority, Ministry of Coal, New Delhi under Section 30 of the 'Mines & Minerals (Development & Regulation) Act, 1957 on 16.01.2018 and got the stay on 22.01.2018. Now the matter is under sub-judice.



(J.K. Das)

**C. P. No. 4250**

**Membership No. FCS 7268**

M/s J.K. Das & Associates,

Company Secretaries

UDIN: F007268C 000607274

Peer Review Certificate No. 2015/322

**Place: Kolkata**

**Date: 9<sup>th</sup> July, 2021**



To,  
The Members  
**M/s. Eastern Coalfields Limited**  
P.O. Dishergarh, Sanctoria,  
Burdwan-713333  
West Bengal, India

Dear Sir,  
Our report of even date is to be read along with this letter.

**Management's Responsibility:**

The responsibility of the management of the Company are as under:

1. Maintenance of secretarial records is the responsibility of the management of the Company. Our responsibility is to express an opinion on these secretarial records based on our audit.
2. We have followed the audit practices and the processes as were appropriate to obtain reasonable assurance about the correctness of the contents of the secretarial records. The verification was done on test basis to ensure that correct facts are reflected in secretarial records. We believe that the processes and practices, we followed provide a reasonable basis for our opinion.
3. We have not verified the correctness and appropriateness of financial records and Books of Account of the Company or examined any books, information or statements other than Books and Papers.
4. We have not examined any other specific laws except as mentioned above.
5. Wherever required, we have obtained the Management Representation about the compliance of aforesaid Laws, Rules, Regulations, Standards, Guidelines and happening of events etc.
6. The compliance of the provisions of corporate laws and other applicable Rules, Regulations, Guidelines, Standards etc. is the responsibility of management. Our examination was limited to the verification of procedure on test basis.
7. The Secretarial Audit Report is neither an assurance as to the future viability of the Company nor of the efficacy or effectiveness with which the management has conducted the affairs of the Company.



(J.K. Das)

C. P. No. 4250

Membership No. FCS 7268

M/s J.K. Das & Associates,  
Company Secretaries

UDIN: F007268C 000607274

Peer Review Certificate No. 2015/322

Place: Kolkata  
Date: 9<sup>th</sup> July, 2021



## Management Reply to the Secretarial Audit Report-2020-21 of ECL

Sl. No.	Observation by Secretarial Auditor	Management Reply
1	<p>The Board of Directors of the Company is duly constituted as per the Companies Act, 2013 except appointment of Independent Director and appointment of Woman Director. As per available information, company is not having sufficient number of Independent Director and Woman Director as required under Section 149 of the Act. Hence formation of Audit Committee is also not as per Section 177 of Companies Act, 2013. There was no change in the composition of the Board of Directors during the year under review.</p>	<p>It is a statement of fact.</p> <p>As on 31.03.2021 and till date, ECL is having only two Independent Director, viz. Shri Pravin Kant (w.e.f. 13.12.2018) and Shri Anil Kumar Ganeriwala (w.e.f. 10.07.2019).</p> <p>Audit Committee is constituted, but there are only two Independent Directors as stated above.</p> <p>Appointment of Directors in ECL is being done by Ministry of Coal, Govt. of India.</p>
2	<p>Company has received demand notice from District Mining Officers (DMOs) in the state of Jharkhand demanding to 11 coal mines of Eastern Coalfields Limited for alleged violation of Environmental Clearance (EC) capacity from 2000-01 to 2016-17 under Section 21(5) of the MMDR Act, 1957. The total amount of demand raised for 11 mines (Mugma Area-8 mines, Rajmahal Area-2 mines and S.P. Mines Area-1 mine) for the period mentioned above is about ₹ 2178.14 Crore. Company has filed revision application to Single Bench Revisional Authority, Ministry of Coal, New Delhi under Section 30 of the Mines &amp; Minerals (Development &amp; Regulation) Act, 1957 on 16.01.2018 and got the stay on 22.01.2018. Now the matter is under sub-judice.</p>	<p>It is a statement of fact.</p>

## FOREIGN EXCHANGE EARNING & OUTGO

(i) Activities relating to exports, initiatives taken to increase exports, development of new export markets for products, services and export plans : Company is not engaged in export activities.

(ii) **Total Foreign Exchange used and earned:**

(₹ in Crore)

Sl. No.	Description	2020-21	2019-20
<b>(A) Foreign Exchange used:</b>			
1. CIF value of imports:			
	(a) Raw materials	Nil	Nil
	(b) Components, stores & spares	3.82	6.82
	(c) Capital goods	23.83	43.60
	2. Travelling/Training Expenses	0.06	0.15
	3. Expenses on know-how and Foreign Consultancy	Nil	Nil
	4. Pension to the Foreigners.	Nil	Nil
	5. Others	Nil	Nil
	<b>TOTAL</b>	<b>27.71</b>	<b>50.57</b>
<b>(B) Foreign Exchange Earned</b>			
		<b>Nil</b>	<b>Nil</b>



## FORM FOR DISCLOSURE OF PARTICULARS WITH RESPECT TO TECHNOLOGY ABSORPTION

### RESEARCH AND DEVELOPMENT (R&D)

1. Specific area in which R&D carried out by the Company	:	Company does not have its own Research & Development (R&D) set up. CMPDIL, a Subsidiary of Coal India Limited (CIL) does the R&D work centrally for all the subsidiaries of CIL.
2. Benefits derived as a result of the above R&D	:	NA
3. Future plan of action	:	NA
4. Expenditure on R&D	:	NA
(a) Capital	:	-
(b) Recurring	:	-
(c) Total	:	-
Total R&D expenditure as a percentage of total turnover	:	NA

### TECHNOLOGY ABSORPTION, ADAPTATION AND INNOVATION

1. Efforts, in brief, made towards technology absorption, adaptation and innovation	:	Nil
2. Benefits derived as a result of the above efforts, e.g. product improvement, cost reduction, product development, import substitution, etc.	:	Nil
3. In case of imported technology (imported during the last 5 years reckoned from the beginning of the financial year), following information may be furnished:	:	Nil
(i) Technology imported	:	Nil
(ii) Year of import	:	Nil
(iii) Has technology been fully absorbed?	:	Nil
(iv) If not fully absorbed, areas where this has not taken place, reasons therefore and future plans of action.	:	Nil

## INDEPENDENT AUDITORS' REPORT TO THE MEMBERS OF EASTERN COALFIELDS LIMITED

S. N.	Auditors' Report	Management's Reply
<b>Report on the Audit of the Financial Statements</b>		
<b>Opinion</b>		
	<p>We have audited the accompanying financial statements of Eastern Coalfields Limited ('the Company'), which comprise the Balance Sheet as at 31st March, 2021 and the Statement of Profit and Loss (including Other Comprehensive Income), the Statement of Changes in Equity and the Statement of Cash Flows for the year then ended, and notes to the financial statements, including a summary of significant accounting policies and other explanatory information (herein after referred to as "financial statements") in which are incorporated the accounts of: (a) Head Office and 7 Areas / Units audited by us and (b) 19 Areas / Units audited by the Branch Auditors appointed under Section 139 of the Companies Act, 2013 ("the Act").</p> <p>In our opinion and to the best of our information and according to the explanations given to us, the aforesaid financial statements give the information required by the Act, in the manner so required and give a true and fair view in conformity with the other accounting principles generally accepted in India, of the state of affairs of the Company as at 31st March, 2021, and its loss (including Other Comprehensive Income), changes in equity and its cash flows for the year ended on that date.</p>	It is a statement of fact.
<b>Basis for Opinion</b>		
	<p>We conducted our audit in accordance with the Standards on Auditing (SAs) specified under section 143(10) of the Act. Our responsibilities under those Standards are further described in the Auditor's Responsibilities for the Audit of the financial statements section of our report. We are independent of the Company in accordance with the Code of Ethics issued by the Institute of Chartered Accountants of India ("ICAI") together with the ethical requirements that are relevant to our audit of the financial statements under the provisions of the Act and the Rules there under, and we have fulfilled our other ethical responsibilities in accordance with these requirements and the ICAI's Code of Ethics. We believe that the audit evidence we have obtained is sufficient and appropriate to provide a basis for our opinion.</p>	It is a statement of fact.
<b>Emphasis of Matter</b>		
i.	<p>We draw attention to Note No. 38(5)(P) of the financial statements which explains that the Company is taking continuous measures to combat the adverse impact of COVID-19 and has implemented manifold measures for ease of doing business. The Company has considered the possible effects that may arise due to pandemic in the preparation of the financial statements including the recoverability of carrying amounts of financial and non-financial assets as on 31st March, 2021. The Company will continue to closely monitor any material changes arising out of future economic conditions and the resultant impact on its business.</p>	It is a statement of fact.



S. N.	Auditors' Report	Management's Reply
ii.	<p>The company has considered provision of Rs. 88.99 crore towards CPRMS-NE for on roll Non Executive Employees. However, the amount of provision required is not ascertainable as recognition of liability based on actuarial valuation for CPRMS-NE for on roll Non Executive employees has not been done. This is with reference to Additional Note-38 Sl. No. 3 - Defined Contribution Plans (b).</p> <p>Pending ascertainment of liability based on actuarial valuation for CPRMS-NE for on roll Non Executive employees, provision of Rs. 88.99 crore has resulted in overstatement of provisions with corresponding overstatement of loss.</p> <p>Our opinion is not modified in respect of these matters.</p>	<p>The provision for employer's contribution towards CPRMS-NE of Rs 88.99 Crore has resulted in overstatement of provision. As recognition of liability based on actuarial valuation for CPRMS-NE for on roll Non Executive employees has not been done, the amount of provision required is not ascertainable. After ascertainment of liability based on actuarial valuation for CPRMS-NE for on roll Non Executive employees, the same will be provided in the Financial Statements</p>
<b>Other Matters</b>		
a.	<p>We did not audit the financial statements of 19 units included in the financial statements of the company whose financial statements reflect total assets of Rs. 11,257.41 crore as at 31st March, 2021 and total revenue of Rs. 10,145.67 crore for the year ended on 31st March, 2021, as considered in the financial statements. The financial statements of these units have been audited by the unit auditors whose reports have been furnished to us, and our opinion in so far as it relates to the amounts and disclosures included in respect of those units, is based solely on the report of such unit auditors.</p>	It is a statement of fact.
b.	<p>Due to the COVID-19 pandemic, lockdown and other travel restrictions were imposed by the Government/local administration. Hence, the audit processes were partially carried out electronically by remote access. The necessary records were made available by the management through digital medium and were accepted as audit evidence while reporting for the current period.</p>	It is a statement of fact.
c.	<p>We had issued an Audit Report dated 28th May, 2021 ("The Original Report") at Kolkata on the financial statements as approved by the Board of Directors of the Company on even date. Pursuant to certain observations of the Comptroller and Auditor General of India under section 143(6)(a) of the Act in respect of the matters dealt with herein above under Para (ii) of Emphasis of Matters and under Para (i) to (iii) of Other Matters herein below, we have revised the said Original Report. This revised Audit Report has no impact on the reported figures in the financial statements of the Company. This audit report, which has been suitably revised to consider the observations of the Comptroller and Auditor General of India, supersedes the Original Report.</p>	It is a statement of fact.

S. N.	Auditors' Report	Management's Reply
	<p>Our audit procedure on events subsequent to the date of the original report is restricted solely to the amendment made pursuant to the Directions by Comptroller and Auditor General of India under section 143(5) of the Companies Act, 2013, applicable for the year 2020-21(Annexure A of Annexure II), Para vii(a) of the Companies (Auditor's Report) Order, 2016 (Annexure I), Para (ii) under Emphasis of Matters herein above and Sub - Para (i) to (iii) of Para (c) of Other Matters herein below.</p> <p>On supplementary audit by the office of Comptroller and Auditor General of India, we further state that:</p> <p>i. There were certain typographical errors in reproducing serial no. 2 and 3 of the Directions issued by Comptroller and Auditor General of India under section 143(5) of the Companies Act, 2013, for the year 2020-21 in Annexure A of Annexure II to the Independent Auditor's Report dated 28th May, 2021.</p>	<p>It is a statement of fact.</p>
	<p>ii. In para vii(a) of Annexure I to the Independent Auditor's Report dated 28th May, 2021 relating to the Companies (Auditor's Report) Order, 2016 dues relating to Covid-19 Pandemic Cess to the extent of Rs. 3.31 Crore which were due for more than 6 months were not stated.</p>	<p>The Jharkhand Mineral Bearing Lands (Covid-19 Pandemic) Cess Ordinance, 2020 has been notified through Gazette Notification no. 318, Ranchi dated 06.07.2020.</p> <p>A letter dated 29.09.2020 issued by Joint Secretary, Govt. of Jharkhand, addressed to Secretary, Mines and Geology Department, Jharkhand specifies that the Jharkhand Mineral Bearing Land (Covid-19 Pandemic Cess) Rules, 2020 is effective from 11.09.2020. Accordingly, on the basis of the letter, payment of Covid Cess was made from October 2020. But recovery of Covid Cess from coal customer/ consumer was made from 06.07.2020.</p> <p>Due to the want of clarification from department an amount of Rs. 2.83 crore in respect of Rajmahal Area and Rs. 0.48 crore in respect of Mugma Area for the period from 06.07.2020 to 30.09.2020 remains unpaid.</p>
	<p>iii. As per clause 8.2 of FSA with NTPC Plants, it allows to charge coal transportation charges against the supply of coal to its customer located beyond the distance of 3 Kms. The company is charging the coal transportation charges for lead range of 0-3 Km also in respect of such customers. However, some of the areas of NTPC has disputed the claims of transportation charges for the part of lead range of 0-3 Kms taking plea of FSA clause. The matter is taken up by CIL for resolution of dispute.</p>	<p>The matter is taken up by CIL for resolution of dispute across the subsidiaries.</p>



S. N.	Auditors' Report	Management's Reply
	<p>Our opinion on the financial statements and our report on other legal and regulatory requirements below is not modified in respect of the above matters with respect to our reliance on the work done by and the reports of the other auditors and remote audit.</p>	<p>It is a statement of fact.</p>
<b>Information Other than the financial statements and Auditor's Report Thereon</b>		
	<p>The Company's Board of Directors is responsible for the other information. The other information comprises the Boards' Report (but does not include the financial statements and our auditor's report thereon). The Boards' Report is expected to be made available to us after the date of this auditor's report.</p> <p>Our opinion on the financial statements does not cover the other information and we will not express any form of assurance conclusion thereon.</p> <p>In connection with our audit of the financial statements, our responsibility is to read the other information and, in doing so, consider whether the other information is materially inconsistent with the financial statements or our knowledge obtained in the audit or otherwise appears to be materially misstated.</p> <p>When we read the Boards' Report, if we conclude that there is a material misstatement therein, we are required to communicate the matter to those charged with governance.</p>	<p>It is a statement of fact.</p>
<b>Responsibilities of Management and Those Charged with Governance for the Ind AS Financial Statements</b>		
	<p>The Company's Board of Directors is responsible for the matters stated in Section 134(5) of the Act with respect to the preparation of these financial statements that give a true and fair view of the financial position, financial performance, total comprehensive income, changes in equity and cash flows of the Company in accordance with the accounting principles generally accepted in India, including the Indian Accounting Standards (Ind AS) prescribed under Section 133 of the Act read with relevant rules issued there under.</p> <p>This responsibility also includes maintenance of adequate accounting records in accordance with the provisions of the Act for safeguarding of the assets of the Company and for preventing and detecting frauds and other irregularities; selection and application of appropriate accounting policies; making judgments and estimates that are reasonable and prudent; and design, implementation and maintenance of adequate internal financial controls, that were operating effectively for ensuring the accuracy and completeness of the accounting records, relevant to the preparation and presentation of the financial statements that give a true and fair view and are free from material misstatement, whether due to fraud or error.</p> <p>In preparing the financial statements, the Board of Directors is responsible for assessing the Company's ability to continue as a going concern, disclosing, as applicable, matters related to going concern and using the going concern basis of accounting unless the Board of Directors either intends to liquidate the Company or to cease operations, or has no realistic alternative but to do so.</p> <p>The Board of Directors is also responsible for overseeing the company's financial reporting process.</p>	<p>It is a statement of fact.</p>

S. N.	Auditors' Report	Management's Reply
<b>Auditor's Responsibility for the audit of the Financial Statements</b>		
	<p>Our objectives are to obtain reasonable assurance about whether the financial statements as a whole are free from material misstatement, whether due to fraud or error, and to issue an auditor's report that includes our opinion. Reasonable assurance is a high level of assurance, but is not a guarantee that an audit conducted in accordance with SAs will always detect a material misstatement when it exists. Misstatements can arise from fraud or error and are considered material if, individually or in the aggregate, they could reasonably be expected to influence the economic decisions of users taken on the basis of these financial statements.</p> <p>As part of an audit in accordance with SAs, we exercise professional judgment and maintain professional skepticism throughout the audit. We also:</p> <p>Identify and assess the risks of material misstatement of the financial statements, whether due to fraud or error, design and perform audit procedures responsive to those risks, and obtain audit evidence that is sufficient and appropriate to provide a basis for our opinion. The risk of not detecting a material misstatement resulting from fraud is higher than for one resulting from error, as fraud may involve collusion, forgery, intentional omissions, misrepresentations, or the override of internal control.</p> <p>Obtain an understanding of internal control relevant to the audit in order to design audit procedures that are appropriate in the circumstances. Under section 143(3)(i) of the Act, we are also responsible for expressing our opinion on whether the company has adequate internal financial controls system in place and the operating effectiveness of such controls.</p> <p>Evaluate the appropriateness of accounting policies used and the reasonableness of accounting estimates and related disclosures made by management.</p> <p>Conclude on the appropriateness of management's use of the going concern basis of accounting and, based on the audit evidence obtained, whether a material uncertainty exists related to events or conditions that may cast significant doubt on the Company's ability to continue as a going concern. If we conclude that a material uncertainty exists, we are required to draw attention in our auditor's report to the related disclosures in the financial statements or, if such disclosures are inadequate, to modify our opinion. Our conclusions are based on the audit evidence obtained up to the date of our auditor's report. However, future events or conditions may cause the Company to cease to continue as a going concern.</p> <p>Evaluate the overall presentation, structure and content of the financial statements, including the disclosures, and whether the financial statements represent the underlying transactions and events in a manner that achieves fair presentation.</p> <p>Materiality is the magnitude of misstatements in the financial statements that, individually or in aggregate, makes it probable that the economic decisions of a reasonably knowledgeable user of the financial statements may be influenced. We consider quantitative materiality and qualitative factors in (i) planning the scope of our audit work and in evaluating the results of our work; and (ii) to evaluate the effect of any identified misstatements in the financial statements.</p>	<p>It is a statement of fact.</p>



S. N.	Auditors' Report	Management's Reply
	<p>We communicate with those charged with governance regarding, among other matters, the planned scope and timing of the audit and significant audit findings, including any significant deficiencies in internal control that we identify during our audit.</p> <p>We also provide those charged with governance with a statement that we have complied with relevant ethical requirements regarding independence, and to communicate with them all relationships and other matters that may reasonably be thought to bear on our independence, and where applicable, related safeguards.</p>	It is a statement of fact.
<b>Report on other Legal and Regulatory Requirements</b>		
1.	As required by the Companies (Auditor's Report) Order, 2016 ("the Order") issued by the Central Government of India in terms of section 143(11) of the Act, we give in the "Annexure I", a statement on the matters specified in the paragraph 3 and 4 of the order.	It is a statement of fact.
2.	As required under Section 143 (5) of the Act, we give in "Annexure II", to this report, a statement on the directions at Annexure A and Additional directions at Annexure B, issued by the Comptroller and Auditor General of India after complying the suggested methodology of audit, the actions taken thereon and its impact on the accounts and financial statements of the Company.	It is a statement of fact.
3.	As required by Section 143(3) of the Act, we report that:	
a.	We have sought and obtained all the information and explanations which to the best of our knowledge and belief were necessary for the purposes of our audit;	It is a statement of fact.
b.	In our opinion, proper books of account as required by law have been kept by the Company so far as it appears from our examination of those books and the reports of other auditors;	It is a statement of fact.
c.	The reports on the accounts of the Units of the Company audited under Section 143(8) of the Act by Unit auditors have been sent to us and have been properly dealt with by us in preparing this report;	It is a statement of fact.
d.	The Balance Sheet, the Statement of Profit and Loss (including Other Comprehensive Income), the Statement of Changes in Equity and the Cash Flows Statement dealt with by this Report are in agreement with the relevant books of account maintained for the purpose of preparation of the financial statements;	It is a statement of fact.
e.	In our opinion, the aforesaid financial statements comply with the Indian Accounting Standards specified under Section 133 of the Act read with Rule 7 of the Companies (Accounts) Rules, 2014;	It is a statement of fact.
f.	In pursuance to the Notification No. G.S.R. 463(E) dated 05-06-2015 issued by the Ministry of Corporate Affairs, Section 164(2) of the Act pertaining to disqualification of Directors, is not applicable to the Government Company;	It is a statement of fact.

S. N.	Auditors' Report	Management's Reply
g.	<p>With respect to the adequacy of the internal financial controls over financial reporting of the Company and the operating effectiveness of such controls, refer to our separate report in "Annexure III" which is based on our auditor's reports and the auditors' report of the 19 units not audited by us. Our report expresses an unmodified opinion on the adequacy and operating effectiveness of the internal financial controls over financial reporting of the Company, for reasons stated therein;</p>	It is a statement of fact.
h.	<p>In pursuance to the Notification No. G.S.R. 463 (E) dated 05-06-2015 issued by the Ministry of Corporate Affairs, Section 197 of the Act pertaining to managerial remuneration, is not applicable to the Government Company;</p>	It is a statement of fact.
i.	<p>With respect to the other matters to be included in the Auditor's Report in accordance with Rule 11 of the Companies (Audit and Auditors) Rules, 2014, as amended, in our opinion and to the best of our information and according to the explanations given to us:</p> <p>The Company has disclosed the impact of pending litigations on its financial position in its financial statements – Refer Note 38 to the financial statements;</p> <p>The Company did not have any long-term contracts including derivative contracts for which there were any material foreseeable losses;</p> <p>iii. There was no amount which was required to be transferred to the Investor Education and Protection Fund by the Company.</p>	It is a statement of fact.



**ANNEXURE 'I' to the INDEPENDENT AUDITORS' REPORT**  
**of even date on the Financial Statements of Eastern Coalfields Limited**

Sr. No.	Auditors' Report	Management's Reply
	<b>Referred to in paragraph 1 under the heading 'Report on Other Legal &amp; Regulatory Requirements' of our report of even date to the financial statements of the Company for the year ended 31st March, 2021:</b>	
i.	<p><b>a.</b> The Company has maintained proper records showing full particulars, including quantitative details and situation of fixed assets.</p> <p><b>b.</b> As explained to us, the fixed assets have been physically verified by the management at regular intervals. Based on our review, no material discrepancies were noticed in respect of fixed assets physically verified during the year.</p> <p><b>c.</b> The title deeds in respect of immovable properties purchased by the Company are held in the name of the Company and ownership documents for immovable properties acquired under Coal Mines Nationalization Act, 1973, Land Bearing Acquisition (A &amp; D) Act, 1957, direct transfer of Government land and forest land acquisition under Forest Act are held in the name of the Company except that the Compilation and reconciliation of documents/deeds in respect of 720.00 hectare of land is in progress.</p>	<p>It is a statement of fact.</p> <p>It is a statement of fact.</p> <p>Compilation and reconciliation of documents/deeds in respect of the 720 HA of Land acquired through direct purchase is in progress, further digitization of documents/deeds of immovable property is an ongoing process and it has been done in respect of available records/documents.</p>
ii.	<p>The year-end stock of coal has been independently physically verified by the representatives of the Holding Company i.e. Coal India Limited. Physical Verification of stores was conducted by team of internal audit department. The frequency of verification of stock is reasonable and adequate in relation to the size of the Company.</p> <p>No material discrepancies have been noticed on physical verification of the inventory as compared to book records.</p>	It is a statement of fact.
iii.	According to the information and explanations given to us and as per records examined by us, the Company has not granted any loans, secured or unsecured, to companies, firms, and limited liability partnerships or other parties covered in the register maintained under section 189 of the Act. Accordingly, the provisions of clause 3 (iii) (a) to (c) of the Order are not applicable to the Company and hence not commented upon.	It is a statement of fact.
iv.	According to the information and explanations given to us and as per records examined by us, the Company has not entered into any transaction in respect of loans, investments, guarantees, and security covered under section 185 and 186 of the Company Act, 2013. Accordingly, the provisions of clause 3 (iv) of the Order are not applicable to the Company.	It is a statement of fact.
v.	The Company has not accepted any deposits from the public and hence the directives issued by the Reserve Bank of India and the provisions of sections 73 to 76 or any other relevant provisions of the Act and the Companies (Acceptance of Deposit) Rules, 2014 as amended with regard to the deposits accepted from the public are not applicable.	It is a statement of fact.
vi.	According to the information and explanation given to us and as per records examined by us, the cost records and accounts has been prescribed by the Government under section 148 (1) of the Act. The said accounts and records have been maintained by the Company. However, as not required, we have not made a detailed examination of these records.	It is a statement of fact.

Sr. No.	Auditors' Report	Management's Reply
vii.	<p><b>a.</b> According to information and explanations given to us and on the basis of our examination of the books of account, and records, the Company has generally been regular in depositing undisputed statutory dues including Provident Fund, Employees State Insurance, Income-Tax, Goods and Service Tax, Customs Duty, Cess, and any other statutory dues with the appropriate authorities. According to the information and explanations given to us, no undisputed amounts payable in respect of the above were in arrears as at 31st March, 2021 for a period of more than six months from the date they became payable except for an undisputed amount of ₹ 0.48 crore and ₹ 2.83 crore in Mugma Area and Rajmahal Area respectively, outstanding as on 31.03.2021 on account of Covid-19 Pandemic Cess pertaining to the period from 6th July, 2020 to 30th September, 2020 which was imposed by the Government of Jharkhand vide Gazette Notification No. 318, Ranch dated 6th July, 2020.</p>	<p>The Jharkhand Mineral Bearing Lands (Covid-19 Pandemic) Cess Ordinance, 2020 has been notified through Gazette Notification no. 318, Ranchi dated 06.07.2020.</p> <p>A letter dated 29.09.2020 issued by Joint Secretary, Govt. of Jharkhand, addressed to Secretary, Mines and Geology Department, Jharkhand specifies that the Jharkhand Mineral Bearing Land (Covid-19 Pandemic Cess) Rules, 2020 is effective from 11.09.2020. Accordingly, on the basis of the letter, payment of Covid Cess was made from October, 2020. But recovery of Covid Cess from coal customer/ consumer was made from 06.07.2020.</p> <p>Due to the want of clarification from department an amount of ₹ 2.83 crore in respect of Rajmahal Area and Rs. 0.48 crore in respect of Mugma Area for the period from 06.07.2020 to 30.09.2020 remains unpaid.</p>
	<p><b>b.</b> According to the information and explanation given to us and as per records examined by us, the amounts involved and the forum where dispute is pending in respect of dues of income tax/sales tax/wealth tax/Service Tax/Customs Duty/Excise Duty/Value Added Tax that have not been deposited on account of any disputes are given in Appendix 1 to this report.</p>	<p>It is a statement of fact.</p>
viii.	<p>According to the information and explanations given to us and as per records examined by us, the Company has not taken any loan from bank, financial institution or from the government and has not issued any debentures. Accordingly, the provisions of clause 3 (viii) of the Order are not applicable to the Company.</p>	<p>It is a statement of fact.</p>
ix.	<p>Based upon the audit procedures performed and the information and explanations given by the management, the Company has not raised moneys by way of initial public offer or further public offer (including debt instruments). On the basis of our examination and according to the information and explanations given to us, money raised by way of term loans have been applied for the purpose for which the loans were obtained.</p>	<p>It is a statement of fact.</p>
x.	<p>Based upon the audit procedures performed and the information and explanations given by the management, we report that no fraud by the Company or on the Company by its officers or employees has been noticed or reported during the year.</p>	<p>It is a statement of fact.</p>



Sr. No.	Auditors' Report	Management's Reply
xi.	As per notification no. GSR 463(E) dated June 05, 2015 issued by the Ministry of Corporate Affairs, Section 197 is not applicable to the Government Company. Accordingly, paragraph 3 (xi) of the Order is not applicable to the Company.	It is a statement of fact.
xii.	The provisions of clause 3(xii) of the Order regarding Nidhi Company are not applicable to the Company and hence not commented upon.	It is a statement of fact.
xiii.	Based upon the audit procedures performed and the information and explanations given by the management, all transactions with the related parties are in compliance with section 177 and 188 of Companies Act, 2013 and the details have been disclosed in the financial statements as required by the applicable accounting standards.	It is a statement of fact.
xiv.	Based upon the audit procedures performed and the information and explanations given by the management, the Company has not made any preferential allotment or private placement of shares during the year under review. Accordingly, the provisions of clause 3 (xiv) of the Order are not applicable to the Company.	It is a statement of fact.
xv.	Based upon the audit procedures performed and the information and explanations given by the management, the Company has not entered into any non-cash transactions with directors or persons connected with them. Accordingly, the provisions of clause 3 (xv) of the Order are not applicable to the Company.	It is a statement of fact.
xvi.	The Company is not required to be registered under section 45 IA of the Reserve Bank of India Act, 1934 and accordingly, the provisions of clause 3 (xvi) of the Order are not applicable to the Company.	It is a statement of fact.

## Appendix 1

## Disputed Dues that have not been deposited

Sl. No.	Name of the Statute	Nature of the Dues	Period to which the amount relates	Name and address of the Court / Labour Commissioner / Arbitration panel	Amount Under Consideration (Rs. In Crore)	Amount paid Under Protest (Rs. In Crore)	
1	Income Tax Act, 1961	Income Tax	A.Y. 1993-94 & A.Y. 2010-11 to A.Y. 2017-18	CIT(A), Asansol	1,031.79	236.89	It is a statement of fact. However, these disputed dues are included in contingent liability (claim against the company not acknowledged as debts) shown in Additional Notes to Accounts under clause no. 4. Unrecognized Items.
2	Income Tax Act, 1961	Income Tax	A.Y. 2010-11 & A.Y. 2011-12	ITAT	1.66	0.00	
3	Income Tax Act, 1961	Income Tax	A.Y. 2003-04 to A.Y. 2006-07	Hon'ble High Court, Kolkata	287.14	0.14	
4	Central Excise Act, 1944	Central Excise Duty	April, 2014 to March, 2016	CCE, Bolpur	0.58	0.02	
5	Central Excise Act, 1944	Central Excise Duty	March, 2011 to June, 2017	CESTAT, Kolkata	874.25	47.95	
6	Central Excise Act, 1944	Central Excise Duty	F.Y. 2014-15 & F.Y. 2015-16	O/O the Principle Director of Audit, Ranchi (CAG)	5.17	0.00	
7	Central Excise Act, 1944	Central Excise Duty	F.Y. 2013-14 to F.Y. 2015-16	Commissioner of Central Excise (Appeal), Ranchi	0.61	0.02	
8	Central Sales Tax Act, 1956	CST	F.Y. 1999-00 & F.Y. 2001-02	ACCT, Deoghar	0.31	0.00	
9	Central Sales Tax Act, 1956	CST	F.Y. 1989-90 to F.Y. 1995-96	Hon'ble High Court, Kolkata	30.87	10.53	
10	Central Sales Tax Act, 1956	CST	F.Y. 2017-18	West Bengal Commercial Taxes Appellate & Revisional Board, Kolkata	1.96	0.20	
11	Central Sales Tax Act, 1956	CST	F.Y. 2001-02, F.Y. 2004-05, F.Y. 2006-07 to F.Y. 2008-09	CCT, Ranchi	2.70	0.74	
12	Central Sales Tax Act, 1956	CST	April, 2006 to May, 2013 & F.Y. 2013-14	Commercial Taxes Tribunal, Ranchi	6.60	2.03	
13	Central Sales Tax Act, 1956	CST	F.Y. 2011-12 & F.Y. 2012-13	DCCT, Deoghar	3.62	0.03	
14	Central Sales Tax Act, 1956	CST	F.Y. 2015-16	DCCT, Godda	41.55	1.36	



Sl. No.	Name of the Statute	Nature of the Dues	Period to which the amount relates	Name and address of the Court / Labour Commissioner / Arbitration panel	Amount Under Consideration (Rs. In Crore)	Amount paid Under Protest (Rs. In Crore)	
15	Central Sales Tax Act, 1956	CST	F.Y. 1978-79, F.Y. 1979-80, F.Y. 1990-91, F.Y. 1992-93 to F.Y. 1995-96, F.Y. 1999-00, F.Y. 2000-01, F.Y. 2002-03, F.Y. 2007-08 & F.Y. 2010-11 to F.Y. 2012-13	J.C.C.T (Appeal), Dhanbad	11.78	0.31	
16	Central Sales Tax Act, 1956	CST	F.Y. 2003-04, F.Y. 2009-10, F.Y. 2014-15 & F.Y. 2015-16	J.C.C.T (Appeal), Dumka	15.62	0.91	It is a statement of fact. However, these disputed dues are included in contingent liability (claim against the company not acknowledged as debts) shown in Additional Notes to Accounts under clause no. 4. Un-recognized Items.
17	Central Sales Tax Act, 1956	CST	F.Y. 2000-01	J.C.C.T, Dumka	0.13	0.00	
18	Central Sales Tax Act, 1956	CST	F.Y. 1990-91, F.Y. 1992-93, F.Y. 2003-04, F.Y. 2005-06 to F.Y. 2010-11, F.Y. 2015-16 & F.Y. 2016-17	Dy C.C.T, Chirkunda Circle	42.00	3.48	
19	Central Sales Tax Act, 1956	CST	F.Y. 2002-03	Tribunal Court, Ranchi	1.39	0.00	
20	Central Sales Tax Act, 1956	CST	FY 2004-05 to 2007-08	Commissioner of Commercial Tax, Ranchi	8.12	0.00	
21	Jharkhand VAT Act, 2005	JVAT	F.Y. 1989-90 to F.Y. 1995-96	Hon'ble High Court, Kolkata	1.54	0.00	
22	Jharkhand VAT Act, 2005	JVAT	F.Y. 1997-98 to F.Y. 2001-02	ACCT, Deoghar	0.59	0.00	
23	Jharkhand VAT Act, 2005	JVAT	F.Y. 2004-05 & F.Y. 2006-07 to F.Y. 2008-09	CCT, Ranchi	1.15	0.23	
24	Jharkhand VAT Act, 2005	JVAT	F.Y. 2012-13	DCCT, Deoghar	0.32	0.00	
25	Jharkhand VAT Act, 2005	JVAT	F.Y. 2016-17	DCCT, Godda	2.49	0.00	
26	Jharkhand VAT Act, 2005	JVAT	F.Y. 1978-79, F.Y. 1979-80, F.Y. 1990-91, F.Y. 1992-93 to F.Y. 1996-97, F.Y. 1999-00, F.Y. 2000-01, F.Y. 2002-03, F.Y. 2009-10, F.Y. 2011-12 & F.Y. 2012-13	J.C.C.T (Appeal), Dhanbad	5.66	0.27	It is a statement of fact. However, these disputed dues are included in contingent liability (claim against the company not acknowledged as debts) shown in Additional Notes to Accounts under clause no. 4. Un-recognized Items.

Sl. No.	Name of the Statute	Nature of the Dues	Period to which the amount relates	Name and address of the Court / Labour Commissioner / Arbitration panel	Amount Under Consideration (Rs. In Crore)	Amount paid Under Protest (Rs. In Crore)	
27	Jharkhand VAT Act, 2005	JVAT	F.Y. 2003-04, F.Y. 2009-10, F.Y. 2014-15	J.C.C.T (Appeal), Dumka	11.06	2.79	
28	Jharkhand VAT Act, 2005	JVAT	F.Y. 2000-01	J.C.C.T, Dumka	0.01	0.00	
29	Jharkhand VAT Act, 2005	JVAT	F.Y. 1990-91, F.Y. 1992-93, F.Y. 2003-04, F.Y. 2006-07 to F.Y. 2008-09 & F.Y. 2016-17	Dy C.C.T, Chirkunda Circle	5.18	0.70	
30	Jharkhand VAT Act, 2005	JVAT	F.Y. 2002-03	Tribunal Court, Ranchi	0.23	0.00	
31	West Bengal VAT Act, 2003	WB VAT	F.Y. 2016-17 to F.Y 2017-18	West Bengal Commercial Taxes Appellate & Revisional Board, Kolkata	1.25	0.08	
32	West Bengal VAT Act, 2003	WB VAT	F.Y. 2012-13 & F.Y. 2013-14	WB Taxation Tribunal, Kolkata	15.37	0.00	
33	MMDR Act, 1957	Royalty	May, 1973 to December, 1997, F.Y. 1990-91, F.Y. 2007-08 & F.Y. 2008-09	Certificate Officer, Dumka	1.32	0.52	It is a statement of fact. However, these disputed dues are included in contingent liability (claim against the company not acknowledged as debts) shown in Additional Notes to Accounts under clause no. 4. Un-recognized Items.
34	MMDR Act, 1957	Royalty	September, 2003 & F.Y. 2005-06	D.C., Deoghar	0.76	0.00	
35	MMDR Act, 1957	Royalty	F.Y. 1999-00	District Mining Officer	0.40	0.00	
36	MMDR Act, 1957	Royalty	F.Y. 2008-09 & F.Y. 2009-10	District Mining Officer, Godda	0.09	0.00	
37	MMDR Act, 1957	Royalty	F.Y. 1997-98 & 24.09.03 to 31.12.05	Hon'ble High Court, Ranchi	40.76	0.00	
38	MMDR Act, 1957	Royalty	From 24-09-2003 to 31-12-2005	The Hon'ble High Court, Ranchi - under stay	0.17	0.00	
39	MMDR Act, 1957	Royalty	F.Y. 2011-12	District Collector, Godda	17.57	3.37	
40	MMDR Act, 1957	Royalty	April, 1986; February, 1991; April, 1994; March, 1996 & September, 2003	Hon'ble Supreme Court	5.92	0.00	
41	MMDR Act, 1957	Environment	F.Y. 2000-01 to F.Y. 2009-10	Revisional Authority, Ministry of Coal, GOI New Delhi	2,178.14	0.00	



Sl. No.	Name of the Statute	Nature of the Dues	Period to which the amount relates	Name and address of the Court / Labour Commissioner / Arbitration panel	Amount Under Consideration (Rs. In Crore)	Amount paid Under Protest (Rs. In Crore)	
42	West Bengal Primary Education Act, 1973	West Bengal Primary Education Cess	F.Y. 2002-03 to F.Y. 2005-06, F.Y. 2007-08 & F.Y. 2008-09	Spl. Commissioner, Beliaghata, Kolkata	18.05	0.00	It is a statement of fact. However, these disputed dues are included in contingent liability (claim against the company not acknowledged as debts) shown in Additional Notes to Accounts under clause no. 4. Un-recognized Items.
43	West Bengal Primary Education Act, 1973	West Bengal Primary Education Cess	F.Y. 2009-10 to F.Y. 2016-17	Sr. Joint Commissioner, Asansol	135.26	0.00	
44	West Bengal Primary Education Act, 1973	West Bengal Primary Education Cess	F.Y. 1997-98 to F.Y. 2001-02	WB Taxation Tribunal, Kolkata	113.55	0.00	
45	West Bengal Rural Employment and Production Act, 1976	West Bengal Rural Employment Cess	F.Y. 2002-03 to F.Y. 2005-06, F.Y. 2007-08 & F.Y. 2008-09	Spl. Commissioner, Beliaghata, Kolkata	72.19	0.00	
46	West Bengal Rural Employment and Production Act, 1976	West Bengal Rural Employment Cess	F.Y. 2009-10 to F.Y. 2016-17	Sr. Joint Commissioner, Asansol	613.34	0.00	
47	West Bengal Rural Employment and Production Act, 1976	West Bengal Rural Employment Cess	F.Y. 1997-98 to F.Y. 2001-02	WB Taxation Tribunal, Kolkata	306.16	0.00	
<b>Total</b>					<b>5,916.36</b>	<b>312.59</b>	

## ANNEXURE 'II' to the INDEPENDENT AUDITORS' REPORT

of even date on the Financial Statements of Eastern Coalfields Limited for the year ended 31st March, 2021

Referred to in paragraph 2 under the heading 'Report on Other Legal & Regulatory Requirements' of our report of even date to the financial statements of the Company for the year ended 31st March, 2021:

### Annexure 'A' - Directions under section 143(5) of the Companies Act, 2013

Sr. No.	Auditors' Report	Auditor's Comments	Management Reply
1.	Whether the Company has system in place to process all the accounting transactions through IT System? If yes, the implications of processing of accounting transactions outside IT System on the integrity of the accounts along with the financial implications, if any may be stated.	Yes, subject to maintenance of sub-ledger of advance received from rail customer (balance as on the balance sheet date Rs. 465.37 crore) manually in ECL Sales Office.	It is a statement of fact. However on implementation of SAP ERP automation will take place.
2.	Whether there is any restructuring of an existing loan or cases of waiver / write-off of debts / loans / interest etc. made by a lender to the company due to the company's inability to repay the loan? If yes, the financial impact may be stated. Whether such cases are properly accounted for? (In case, lender is a Government company, then this direction is also applicable for statutory auditor of Lender Company).	There is no such case during the year.	It is a statement of fact.
3.	Whether funds (grants/subsidy etc.) received / receivable for specific schemes from Central / State Government or agencies were properly accounted for / utilised as per its terms and conditions? List the cases of deviation.	Yes, funds received/receivable for specific scheme from Central/State agencies were properly accounted for/ utilized as per its terms and conditions.	It is a statement of fact.

**ANNEXURE 'II' to the INDEPENDENT AUDITORS' REPORT**

of even date on the Financial Statements of Eastern Coalfields Limited for the year ended 31st March, 2021

**Additional – directions under section 143 (5) of the Companies Act, 2013 to Statutory Auditors appointed for audit of Coal India Limited and its subsidiaries for the year ended 31st March, 2021:**

S.N.	Auditors' Report	Auditor's Comments	Management Reply
1.	Whether coal stock measurement was done keeping in view the contour map. Whether physical stock measurement reports are accompanied by contour maps in all cases? Whether approval of the competent authority was obtained for new heap, if any, created during the year?	Coal Stock measurement was done keeping in view the contour map. The physical stock measurement reports are accompanied by contour maps. New heaps created during the year have the approval of the competent authority.	It is a statement of fact.
2.	Whether the company has conducted physical verification exercise of assets and properties at the time of merger/split/restructure of an area. If so, whether the concerned subsidiary followed the requisite procedure?	There is no such case during the year.	It is a statement of fact.
3.	Whether separate escrow accounts for each mines have been maintained by CIL or its subsidiary companies. Also, examine the utilization of fund of the account.	Yes, separate Escrow accounts have been maintained for each mine. Further, Rs. 32.52 crore fund was utilized from these Escrow accounts during the year.	It is a statement of fact.
4.	Whether the impact of penalty for illegal mining as imposed by the Hon'ble supreme court has been duly considered and accounted for?	There is a demand notice of Rs. 2178.14 crore from Government of Jharkhand for producing coal in excess of the maximum production capacity in respect of Rajmahal, Mugma and S P Mines Areas which has been shown as Contingent Liability. The Ministry of Coal has, however, stayed the execution of the said demand notice.	It is a statement of fact.

**ANNEXURE 'III' to the INDEPENDENT AUDITORS' REPORT**  
of even date on the Financial Statements of Eastern Coalfields Limited

Report on the Internal Financial Controls under Clause (i) of Sub-section 3 of Section 143 of the Companies Act, 2013 ("the Act")

Sr. No.	Auditors' Report	Management's Reply
1.	We have audited the internal financial controls over financial reporting of Eastern Coalfields Limited ("the Company") as of 31st March, 2021 in conjunction with our audit of the financial statements of the Company for the year ended on that date.	It is a statement of fact.
<b>Management's Responsibility for Internal Financial Controls</b>		
2.	The Company's management is responsible for establishing and maintaining internal financial controls based on the internal control over financial reporting criteria established by the Company considering the essential components of internal control stated in the Guidance Note on Audit of Internal Financial Controls over Financial Reporting issued by the Institute of Chartered Accountants of India. These responsibilities include the design, implementation and maintenance of adequate internal financial controls that were operating effectively for ensuring the orderly and efficient conduct of its business, including adherence to company's policies, the safeguarding of its assets, the prevention and detection of frauds and errors, the accuracy and completeness of the accounting records, and the timely preparation of reliable financial information, as required under the Companies Act, 2013.	It is a statement of fact.
<b>Auditor's Responsibility</b>		
3.	<p>Our responsibility is to express an opinion on the Company's internal financial controls over financial reporting based on our audit. We conducted our audit in accordance with the Guidance Note on Audit of Internal Financial Controls Over Financial Reporting (the "Guidance Note") and the Standards on Auditing, issued by ICAI and deemed to be prescribed under section 143(10) of the Companies Act, 2013, to the extent applicable to an audit of internal financial controls, both applicable to an audit of Internal Financial Controls and, both issued by the Institute of Chartered Accountants of India. Those Standards and the Guidance Note require that we comply with ethical requirements and plan and perform the audit to obtain reasonable assurance about whether adequate internal financial controls over financial reporting was established and maintained and if such controls operated effectively in all material respects.</p> <p>Our audit involves performing procedures to obtain audit evidence about the adequacy of the internal financial controls system over financial reporting and their operating effectiveness. Our audit of internal financial controls over financial reporting included obtaining an understanding of internal financial controls over financial reporting, assessing the risk that a material weakness exists, and testing and evaluating the design and operating effectiveness of internal control based on the assessed risk. The procedures selected depend on the auditor's judgments, including the assessment of the risks of material misstatement of the financial statements, whether due to fraud or error.</p> <p>We believe that the audit evidence we have obtained and the audit evidence obtained by the other auditors in terms of their reports referred to in Other Matters paragraph below, is sufficient and appropriate to provide a basis for our audit opinion on the Company's internal financial controls system over financial reporting.</p>	It is a statement of fact.



Meaning of Internal Financial Controls Over Financial Reporting

4 A company's internal financial control over financial reporting is a process designed to provide reasonable assurance regarding the reliability of financial reporting and the preparation of financial statements for external purposes in accordance with generally accepted accounting principles. A company's internal financial control over financial reporting includes those policies and procedures that:
Pertain to the maintenance of records that, in reasonable detail, accurately and fairly reflect the transactions and dispositions of the assets of the company;
Provide reasonable assurance that transactions are recorded as necessary to permit preparation of financial statements in accordance with the Indian Accounting Standards specified under Section 133 of the Act, and that receipts and expenditures of the company are being made only in accordance with authorizations of management and directors of the company; and
Provide reasonable assurance regarding prevention or timely detection of unauthorized acquisition, use, or disposition of the company's assets that could have a material effect on the financial statements.

Inherent Limitations of Internal Financial Controls Over Financial Reporting

5 Because of the inherent limitations of internal financial controls over financial reporting, including the possibility of collusion or improper management override of controls, material misstatements due to error or fraud may occur and not be detected. Also, projections of any evaluation of the internal financial controls over financial reporting to future periods are subject to the risk that the internal financial control over financial reporting may become inadequate because of changes in conditions, or that the degree of compliance with the policies or procedures may deteriorate.

Opinion

6 In our opinion, the Company has, in all material respects, an adequate internal financial controls system over financial reporting and such internal financial controls over financial reporting were operating effectively as at 31st March, 2021, based on the internal control over financial reporting criteria established by the Company considering the essential components of internal control stated in the Guidance Note on Audit of Internal Financial Controls Over Financial Reporting issued by the Institute of Chartered Accountants of India.

Other Matters

Our aforesaid report under Section 143(3)(i) of the Act on adequacy and operating effectiveness of the internal financial controls over financial reporting, in so far as it relates to 19 units of the Company is based on the corresponding reports of auditors of such units.

Date of audit report: 22nd July, 2021
UDIN: 21066421AAAAX1190

The audit report dated 28th May, 2021 has been revised pursuant to the observations of the Comptroller and Auditor General of India under Section 143 (6)(a) of the Companies Act, 2013 in respect of the matter dealt with under Para (ii) of Emphasis of Matters and under Para (i) to (iii) of Other Matters in the report of the audit of financial statements.



भारत सरकार  
GOVERNMENT OF INDIA  
भारतीय लेखापरीक्षा और लेखा विभाग  
INDIAN AUDIT AND ACCOUNTS DEPARTMENT  
कार्यालय महानिदेशक लेखापरीक्षा (कोयला)  
OFFICE OF THE DIRECTOR GENERAL OF AUDIT (COAL)  
पुराना निजाम महल, 234/4, आचार्य जगदीश चन्द्र बोस रोड,  
कोलकाता – 700020  
OLD NIZAM PALACE, 234/4, A. J. C. BOSE ROAD,  
KOLKATA-700020



No.85/DGA(C)/Kol/LA-I/Accounts/ECL/2020-21/2021-22

### CONFIDENTIAL

To  
The Chairman-cum-Managing Director,  
Eastern Coalfields Limited,  
Sanctoria, P.O. Dishergarh,  
Dist. Paschim Burdwan,  
West Bengal.

**Sub: Comments of the Comptroller & Auditor General of India under Section 143(6)(b) of the Companies' Act, 2013 on the financial statements of Eastern Coalfields Limited for the year ended 31 March, 2021.**

Sir,

I forward herewith the Comments of the Comptroller & Auditor General of India under Section 143 (6)(b) of the Companies' Act, 2013 on the financial statements of Eastern Coalfields Limited for the year ended 31 March, 2021.

The receipt of this letter may please be acknowledged.

Yours faithfully,



(Mausumi Ray Bhattacharyya)  
DIRECTOR GENERAL OF AUDIT (COAL)  
KOLKATA

Encl: As stated.

Place: Kolkata,  
Dated: 04 August, 2021

**COMMENTS OF THE COMPTROLLER AND AUDITOR GENERAL OF INDIA UNDER SECTION 143(6)(b) OF THE COMPANIES ACT, 2013 ON THE FINANCIAL STATEMENTS OF EASTERN COALFIELDS LIMITED FOR THE YEAR ENDED 31 MARCH 2021**

The preparation of financial statements of Eastern Coalfields Limited for the year ended 31 March, 2021 in accordance with the financial reporting framework prescribed under the Companies Act, 2013 is the responsibility of the management of the company. The statutory auditor/auditors appointed by the Comptroller and Auditor General of India under section 139 (5) of the Act is responsible for expressing opinion on the financial statements under section 143 of the Act based on independent audit in accordance with the standards on auditing prescribed under section 143(10) of the Act. This is stated to have been done by them vide their Revised Audit Report dated 22 July, 2021 which supersedes their earlier Audit Report dated 28 May, 2021.

I, on behalf of the Comptroller and Auditor General of India, have conducted a supplementary audit of the financial statements of Eastern Coalfields Limited for the year ended 31 March, 2021 under section 143(6)(a) of the Act. This supplementary audit has been carried out independently without access to the working papers of the statutory auditors and is limited primarily to inquiries of the statutory auditors and company personnel and a selective examination of some of the accounting records. The Audit Report has been revised by the statutory auditor to give effect to some of my audit observations raised during supplementary audit.

In addition, I would like to highlight the following significant matters under section 143(6)(b) of the Act which have come to my attention and which in my view are necessary for enabling a better understanding of the financial statements and the related audit report:

**Comments on Financial Position****Balance Sheet****Assets****Current Assets****Trade Receivables (Note 13): 74,423.53 crore**

The above includes an amount of 132.30 crore receivable from NTPC for the period from September 2017 to 02 August, 2020 on account of Surface Transportation Charges (STC) for supply of Coal for a lead distance of 0-3 kms.

Prior to September 2017, agreement with NTPC, allows to charge STC for supply of coal to NTPC plants located at a distance of beyond 3 Kms. However, Eastern Coalfields Limited started levying STC unilaterally for 0-3 Kms from September 2017.

An agreement for charging STC for the distance 0-3 kms was entered into with NTPC only in August 2020 which states that the modification shall be applicable from the date of signing i.e. August 2020. NTPC refused to acknowledge the claims for 0-3 kms pertaining to the period prior to August 2020.

In absence of any agreement, for charging of STC for 0-3 kms, for the period between September 2017 and 02 August, 2020 chances of recovery of ₹ 132.30 crore is very remote and suitable provision should have been created. Thus, non-creation of provisions, resulted in overstatement of trade receivables (not of allowances for bad and doubtful debts) and profits for the year to that extent. The Statutory Auditors' Report is also deficient to that extent.

For and on behalf of the  
Comptroller & Auditor-General of India

(Mausumi Ray Bhattacharyya)

DIRECTOR GENERAL OF AUDIT (COAL)  
KOLKATA

Place: Kolkata,  
Dated: 04 August 2021

## Comments of the Comptroller and Auditor General of India under Section 143(6)(b) of the Companies Act, 2013 on the Financial Statements of Eastern Coalfields Limited for the year ended 31 March 2021

### Comments of the Comptroller and Auditor General of India

The preparation of financial statements of Eastern Coalfields Limited for the year ended 31 March 2021 in accordance with the financial reporting framework prescribed under the Companies Act, 2013 is the responsibility of the management of the company. The statutory auditor/ auditors appointed by the Comptroller and Auditor General of India under section 139(5) of the Act is responsible for expressing opinion on the financial statements under section 143 of the Act based on independent audit in accordance with the standards on auditing prescribed under section 143(10) of the Act. This is stated to have been done by them vide their Revised Audit Report dated 22<sup>nd</sup> July, 2021 which supersedes their earlier Audit Report dated 28 May, 2021.

I, on behalf of the Comptroller and Auditor General of India have conducted a supplementary audit of the financial statements of Eastern Coalfields Limited for the year ended 31 March, 2021 under section 143(6)(a) of the Act. This supplementary audit has been carried out independently without access to the working papers of the statutory auditors and is limited primarily to inquiries of the statutory auditors and company personnel and a selective examination of some of the accounting records. The Audit Report has been revised by the statutory auditor to give effect to some of my audit observations raised during supplementary audit.

In addition, I would like to highlight the following significant matters under section 143(6)(b) of the Act which have come to my attention and which in my view are necessary for enabling a better understanding of the financial statements and the related audit report :

#### Comments on Financial Position

##### Balance Sheet

##### Assets

##### Current Assets

##### Trade Receivables (Note 13): ₹ 4,423.53 Crore

The above includes an amount of ₹ 132.30 Crore receivable from NTPC for the period from September 2017 to 02<sup>nd</sup> August 2020 on account of Surface Transportation Charges (STC) for supply of Coal for a lead distance of 0-3 kms.

Prior to September 2017, agreement with NTPC, allows to charge STC for supply of coal to NTPC plants located at a distance of beyond 3 Kms. However, Eastern Coalfields Limited started levying STC unilaterally for 0-3 Kms from September 2017.

An agreement for charging STC for the distance 0-3 kms was entered into with NTPC only in August 2020 which states that the modification shall be applicable from the date of signing i.e. August 2020. NTPC refused to acknowledge the claims for 0-3 kms pertaining to the period prior to August 2020.

In absence of any agreement, for charging of STC for 0-3 kms, for the period between September 2017 and 02<sup>nd</sup> August, 2020 chances of recovery of ₹ 132.30 Crore is very remote and suitable provision should have been created. Thus, non-creation of provisions, resulted in overstatement of trade receivables (net of allowances for bad and doubtful debts) and profits for the year to that extent. The Statutory Auditors' Report is also deficient to that extent.

### Management's Reply

It is a statement of fact.

The matter of Non-payment of Surface transportation charges for 0-3 km by one party amongst all consumers for a certain period has already been referred to Administrative Mechanism for Resolution of CPSEs Disputes (AMRCD).

The management expects a favorable result from AMRCD and hence, no expected credit loss has been recognized during the year.

# **ANNUAL ACCOUNTS**

## EASTERN COALFIELDS LIMITED

## BALANCE SHEET

(₹ in Crore)

	Note No.	As at 31-03-2021	As at 31-03-2020
<b>ASSETS</b>			
<b>Non-Current Assets</b>			
a. Property, Plant and Equipments	3	3,572.54	3,168.82
b. Capital Work in Progress	4	587.28	473.31
c. Exploration and Evaluation Assets	5	655.46	615.75
d. Other Intangible Assets	6	2.78	-
e. Financial Assets			
i. Investments	7	0.08	0.08
ii. Loans	8	0.02	0.05
iii. Other Financial Assets	9	699.64	633.09
f. Deferred Tax Assets (net)	36	513.58	359.13
g. Other non-current assets	10	759.92	665.13
<b>Total Non-Current Assets ( A )</b>		<b>6,791.30</b>	<b>5,915.36</b>
<b>Current Assets</b>			
a. Inventories	12	810.36	502.76
b. Financial Assets			
i. Investments	7	-	-
ii. Trade Receivables	13	4,423.53	3,316.46
iii. Cash and Cash equivalents	14	945.16	93.28
iv. Other Bank Balances	15	566.50	3,873.27
v. Loans	8	-	-
vi. Other Financial Assets	9	33.49	267.07
c. Current Tax Assets (Net)		1,308.25	1,197.05
d. Other Current Assets	11	622.06	803.33
<b>Total Current Assets ( B )</b>		<b>8,709.35</b>	<b>10,053.22</b>
<b>Total Assets ( A + B )</b>		<b>15,500.65</b>	<b>15,968.58</b>
<b>EQUITY AND LIABILITIES</b>			
<b>Equity</b>			
a. Equity Share Capital	16	2,218.45	2,218.45
b. Other Equity	17	(1,329.63)	(335.57)
<b>Equity attributable to equityholders of the company</b>		<b>888.82</b>	<b>1,882.88</b>
<b>Total Equity ( A )</b>		<b>888.82</b>	<b>1,882.88</b>
<b>Liabilities</b>			
<b>Non-Current Liabilities</b>			
a. Financial Liabilities			
i. Borrowings	18	2,091.68	1,959.81
ii. Other Financial Liabilities	20	92.93	95.84
b. Provisions	21	4,311.62	3,700.76
c. Other Non-Current Liabilities	22	3.98	2.78
<b>Total Non-Current Liabilities ( B )</b>		<b>6,500.21</b>	<b>5,759.19</b>



# EASTERN COALFIELDS LIMITED

( A Subsidiary of Coal India Limited)

	Note No.	As at 31-03-2021	As at 31-03-2020
<b>Current Liabilities</b>			
a. Financial Liabilities			
i. Borrowings	18	0.12	368.16
ii. Trade Payables	19		
Total outstanding dues of micro and small enterprises		0.97	2.17
Total outstanding dues of Creditors other than micro and small enterprises		1,027.76	1,179.73
iii. Other Financial Liabilities	20	1,603.89	1,657.03
b. Other Current Liabilities	23	4,246.12	3,901.17
c. Provisions	21	1,232.76	1,218.25
d. Current Tax Liabilities (Net)		-	-
<b>Total Current Liabilities ( C )</b>		<b>8,111.62</b>	<b>8,326.51</b>
<b>Total Equity and Liabilities ( A + B + C )</b>		<b>15,500.65</b>	<b>15,968.58</b>
Corporate Information	1		
Significant Accounting Policies	2		
Additional Notes on Accounts	38		
The Accompanying Notes form an integral part of Financial Statements.			

**(RAMBABU PATHAK)**  
Company Secretary

**(S.K. SOMANI)**  
HOD (Finance)

**(GAUTAM CHANDRA DE)**  
Director (Finance)  
DIN-08725907

**(PREM SAGAR MISHRA)**  
Chairman-cum-Managing Director  
DIN- 07379202

Date: 28-05-2021  
Place: Sanctoria/Kolkata

As per our report annexed  
FOR G.P. AGRAWAL & CO.  
Chartered Accountants  
F.R. No.302082E

**CA Rakesh Kumar Singh**  
Partner  
Membership No. 066421

# EASTERN COALFIELDS LIMITED

( A Subsidiary of Coal India Limited)

## STATEMENT OF PROFIT AND LOSS

(₹ in Crore)

	Note No.	For the Year Ended 31-03-2021	For the Year Ended 31-03-2020
<b>Revenue from Operations</b>			
A Sales (Net)	24	10,256.39	12,823.74
B Other Operating Revenue (Net)	24	461.76	514.69
<b>(I) Revenue from Operations ( A + B )</b>		<b>10,718.15</b>	<b>13,338.43</b>
(II) Other Income	25	388.03	629.91
<b>(III) Total Income ( I + II )</b>		<b>11,106.18</b>	<b>13,968.34</b>
<b>Expenses</b>			
Cost of Materials Consumed	26	720.07	681.90
Changes in Inventories of Finished Goods, Work-in-Progress and Stock-in-Trade	27	(300.71)	(86.86)
Employee Benefits Expense	28	7,817.46	7,675.32
Power & Fuel		444.71	445.78
Corporate Social Responsibility Expense	29	11.56	11.48
Repairs	30	117.33	134.43
Contractual Expense	31	1,941.23	1,974.85
Finance Costs	32	193.80	178.21
Depreciation/Amortization	3,4,5,6	493.85	434.35
Provisions	33	27.89	95.53
Write off	34	-	-
Other Expenses	35	544.98	635.08
Stripping Activity Adjustment		1.27	286.92
<b>(IV) Total Expenses</b>		<b>12,013.44</b>	<b>12,466.99</b>
<b>(V) Profit/(Loss) before exceptional items and Tax ( III-IV )</b>		<b>(907.26)</b>	<b>1,501.35</b>
(VI) Exceptional Items		-	-
<b>(VII) Profit/(Loss) before Tax ( V - VI )</b>		<b>(907.26)</b>	<b>1,501.35</b>
<b>(VIII) Tax Expenses</b>	36		
Current Tax		6.77	414.35
Deferred Tax		(154.45)	89.35
Total Tax Expenses ( VIII )		(147.68)	503.70
(IX) Profit/(Loss) for the period from continuing operations ( VII - VIII )		(759.58)	997.65
(X) Profit/(Loss) from discontinued operations		-	-
(XI) Tax exp of discontinued operations		-	-
(XII) Profit/(Loss) from discontinued operations (after Tax) ( X - XI )		-	-
(XIII) Share in JV's/Associate's profit/(loss)		-	-

**EASTERN COALFIELDS LIMITED**

( A Subsidiary of Coal India Limited)

(₹ in Crore)

	Note No.	For the Year Ended 31-03-2021	For the Year Ended 31-03-2020
<b>(XIV) Profit/(Loss) for the year ( IX + XII + XIII )</b>		<b>(759.58)</b>	<b>997.65</b>
<b>Other Comprehensive Income</b>	37		
i. Items that will not be reclassified to profit or loss		(234.48)	(218.20)
ii. Income tax relating to items that will not be reclassified to profit or loss		-	(54.92)
iii. Items that will be reclassified to profit or loss		-	-
iv. Income tax relating to items that will be reclassified to profit or loss		-	-
<b>(XV) Total Other Comprehensive Income</b>		<b>(234.48)</b>	<b>(163.28)</b>
<b>(XVI) Total Comprehensive Income for the year (XIV + XV ) (Comprising Profit (Loss) and Other Comprehensive Income for the year)</b>		<b>(994.06)</b>	<b>834.37</b>
<b>Earning per equity share (in ₹ ) (Face Value of ₹ 1000/- per share)</b>			
<b>1. Basic</b>		<b>(397.86)</b>	<b>394.24</b>
<b>2. Diluted</b>		<b>(397.86)</b>	<b>394.24</b>
Corporate Information	1		
Significant Accounting Policies	2		
Additional Notes on Accounts	38		
The Accompanying Notes form an integral part of Financial Statements.			

**(RAMBABU PATHAK)**  
Company Secretary

**(S.K. SOMANI)**  
HOD (Finance)

**(GAUTAM CHANDRA DE)**  
Director (Finance)  
DIN-08725907

**(PREM SAGAR MISHRA)**  
Chairman-cum-Managing Director  
DIN- 07379202

Date: 28-05-2021  
Place: Sanctoria/Kolkata

As per our report annexed  
FOR G.P. AGRAWAL & CO.  
Chartered Accountants  
F.R. No.302082E

**CA Rakesh Kumar Singh**  
Partner  
Membership No. 066421

# EASTERN COALFIELDS LIMITED

(A Subsidiary of Coal India Limited)

## STATEMENT OF CHANGES IN EQUITY FOR THE YEAR ENDED 31-03-2021

### A. EQUITY SHARE CAPITAL

(₹ in Crore)

Particulars	Balance as at 01-04-2019	Changes in Equity Share Capital During the year	Balance as at 31-03-2020	Balance as at 01-04-2020	Changes in Equity Share Capital During the year	Balance as at 31-03-2021
10390000 Equity Shares of ₹ 1000/- each fully paid in cash	1,039.00	-	1,039.00	1,039.00	-	1,039.00
11794500 Equity Shares of ₹ 1000/- each allotted as fully paid up for consideration received other than cash	1,179.45	-	1,179.45	1,179.45	-	1,179.45
<b>Total</b>	<b>2,218.45</b>	<b>-</b>	<b>2,218.45</b>	<b>2,218.45</b>	<b>-</b>	<b>2,218.45</b>

### B. OTHER EQUITY

	Equity Portion of Preference Share Capital	Capital Redemption Reserve	CSR Reserve	Sustainable Development Reserve	General Reserve	Other Reserves	Retained Earnings	Other Comprehensive Income	Total
<b>Balance as at 01-04-2019</b>	855.61	-	-	-	832.71	-	(3,002.57)	144.31	(1,169.94)
Total Comprehensive Income for the year	-	-	-	-	-	-	997.65	(163.28)	834.37
Dividends (including Dividend tax)	-	-	-	-	-	-	-	-	-
Transfer to Retained Earnings	-	-	-	-	-	-	-	-	-
Transfer to General Reserve	-	-	-	-	-	-	-	-	-
<b>Balance as at 31-03-2020</b>	<b>855.61</b>	<b>-</b>	<b>-</b>	<b>-</b>	<b>832.71</b>	<b>-</b>	<b>(2,004.92)</b>	<b>(18.97)</b>	<b>(335.57)</b>
<b>Balance as at 01-04-2020</b>	<b>855.61</b>	<b>-</b>	<b>-</b>	<b>-</b>	<b>832.71</b>	<b>-</b>	<b>(2,004.92)</b>	<b>(18.97)</b>	<b>(335.57)</b>
Total Comprehensive Income for the year	-	-	-	-	-	-	(759.58)	(234.48)	(994.06)
Adjustment during the year	-	-	-	-	-	-	-	-	-
Transfer to Retained Earnings	-	-	-	-	-	-	-	-	-
Transfer to General Reserve	-	-	-	-	-	-	-	-	-
<b>Balance as at 31-03-2021</b>	<b>855.61</b>	<b>-</b>	<b>-</b>	<b>-</b>	<b>832.71</b>	<b>-</b>	<b>(2,764.50)</b>	<b>(253.45)</b>	<b>(1,329.63)</b>

(RAMBABU PATHAK)  
Company Secretary

(S.K. SOMANI)  
HOD (Finance)

(GAUTAM CHANDRA DE)  
Director (Finance)  
DIN-08725907

(PREM SAGAR MISHRA)  
Chairman-cum-Managing Director  
DIN- 07379202

Date: 28-05-2021

Place: Santoria/Kolkata

As per our report annexed  
FOR G.P. AGRAWAL & CO.  
Chartered Accountants  
F.R. No.302082E

**CA Rakesh Kumar Singh**  
Partner  
Membership No. 066421



## Cash Flow Statement (Indirect method)

(₹ in Crore)

	For the Year Ended 31-03-2021		For the Year Ended 31-03-2020	
<b>A. Cash Flow From Operating Activities:</b>				
<b>Total Comprehensive Income for the Year</b>		(994.06)		834.37
<b>Adjustment for:</b>				
Depreciation & Impairment	493.85		434.35	
Interest Income	(99.85)		(377.27)	
Profit on Sale of Property, Plant & Equipments (Net)	(0.55)		(3.25)	
Provisions	27.89		95.53	
Liability Written Back	(112.56)		(179.42)	
Stripping Activity Adjustment	1.27		286.92	
Interest on Bank Overdraft	2.88		0.16	
Unwinding of Discount & Fair Value Change	190.92		178.05	
Loss/(Gain) on Exchange Rate Variance	(4.95)	498.90	13.04	448.11
<b>Operating Profit/(Loss) Before Adjustment for Current / Non Current Assets and Liabilities</b>		(495.15)		1,282.48
<b>Adjustments for :</b>				
Trade Receivable	(1,107.07)		(1,694.54)	
Inventories	(307.60)		(83.16)	
Short/Long Term Liabilities and Provisions	795.69		1,095.84	
Short/Long Term Loans/Advances & Other Current Assets	85.89	(533.09)	(135.32)	(817.18)
<b>Cash Generated from Operations</b>		(1,028.24)		465.30
Income Tax		(98.00)		(1,110.00)
<b>Net Cash Flow (used in)/generated from Operating Activities ( I )</b>		(1,126.24)		(644.70)
<b>B. Cash Flows From Investing Activities:</b>				
Purchase of Property, Plant & Equipment	(1,075.98)		(802.98)	
Adjustment in Value of Property, Plant & Equipment	21.95		6.66	
Sale of Property, Plant & Equipments (Net)	0.55		3.25	
Proceeds/(Investment) from Fixed Deposit	3,306.77		313.55	
Interest Pertaining to Investments	99.85	2,353.14	377.27	(102.25)
<b>Net Cash Flow (used in)/generated from Investing Activities ( II )</b>		2,353.14		(102.25)
<b>C. Cash Flows From Financing Activities:</b>				
Repayment of long-term borrowings	(6.98)	(6.98)	(6.61)	(6.61)
<b>Net Cash flow (used in)/generated from Financing Activities ( III )</b>		(6.98)		(6.61)
<b>Net Increase/(Decrease) in Cash &amp; Cash Equivalent( I + II + III )</b>		1,219.92		(753.56)
<b>Cash and Cash Equivalent (Opening Balance) (IV)</b>	(274.88)		478.68	
<b>Cash and Cash Equivalent (Closing Balance) (V)</b>	945.04	1,219.92	(274.88)	(753.56)
(All figures in bracket represent outflow)				

## Notes to the Cash Flow Statement:

(₹ in Crore)

	As at 31-03-2021	As at 31-03-2020
<b>1. Cash and Cash Equivalents</b>		
Cash on hand and balances with banks	502.86	15.79
Add: Short-Term investments	442.30	77.49
Less: Bank Overdraft	0.12	368.16
Cash and cash equivalents	945.04	(274.88)
Effect of exchange rate changes	-	-
<b>Cash and cash equivalents as restated</b>	<b>945.04</b>	<b>(274.88)</b>

2. Total advance tax paid during the year amounts to ₹ 98.00 Crores (₹ 1110.00 Crores).

3. Change in liabilities arising from financing activities

Movement in assets and liabilities arising from financing activities during the year ended 31-03-2021 are as follows:

	As at 31-03-2020	Cash flows	Non Cash Flows*	As at 31-03-2021
a. Non-current borrowings [Refer Note no. 18]	164.82	(6.95)	(4.78)	153.09
b. Current maturities of long term debt [Refer Note no. 20]	7.16	(0.03)	(0.18)	6.95
<b>Total</b>	<b>171.98</b>	<b>(6.98)</b>	<b>(4.96)</b>	<b>160.04</b>

	As at 31-03-2019	Cash flows	Non Cash Flows*	As at 31-03-2020
a. Non-current borrowings [Refer Note no. 18]	158.93	(6.62)	12.51	164.82
b. Current maturities of long term debt [Refer Note no. 20]	6.62	0.01	0.53	7.16
<b>Total</b>	<b>165.55</b>	<b>(6.61)</b>	<b>13.04</b>	<b>171.98</b>

\* includes amount on account of change in foreign exchange rate.

4. Cash and Cash Equivalents do not include any amount which is not available to the company for its use.

(RAMBABU PATHAK)  
Company Secretary

(S.K. SOMANI)  
HOD (Finance)

(GAUTAM CHANDRA DE)  
Director (Finance)  
DIN-08725907

(PREM SAGAR MISHRA)  
Chairman-cum-Managing Director  
DIN- 07379202

Date: 28-05-2021

Place: Sanctoria/Kolkata

As per our report annexed  
FOR G.P. AGRAWAL & CO.  
Chartered Accountants  
F.R.No.302082E

**CA Rakesh Kumar Singh**  
Partner  
Membership No. 066421



## Note: 1 CORPORATE INFORMATION

Eastern Coalfields Limited (The Company) was incorporated as a private Limited Company on 1<sup>st</sup> November, 1975 as a 100% Subsidiary of Coal India Limited (CIL) upon taking over assets and liabilities vested with the Eastern Division of Coal Mines Authority Limited (former name of Coal India Limited). The Company is primarily engaged in business of production and sale of coal.

The Company is domiciled in India and has its registered office at CMD's Office, Sanctoria, Post- Dishergarh, District- Paschim Burdwan, Pin- 713333.

## Note 2: SIGNIFICANT ACCOUNTING POLICIES

### 2.1 Basis of preparation of financial statements

The financial statements of Eastern Coalfields Limited (ECL or the Company) have been prepared in accordance with Indian Accounting Standards (Ind AS) notified under the Section 133 of Companies Act, 2013 ("The Act") Indian Accounting Standards) Rules, 2015..

The financial statements have been prepared on historical cost basis of measurement, except for:

- certain financial assets and liabilities measured at fair value (refer Accounting Policy on financial instruments in para 2.14);
- Defined benefit plans- plan assets measured at fair value;
- Inventories at Cost or NRV, whichever is lower (refer Accounting Policy in para no. 2.20).

#### 2.1.1 Rounding of amounts

Amounts in these financial statements have, unless otherwise indicated, have been rounded off to 'rupees in Crore' up to two decimal points.

### 2.2 Current and non-current Classification

The Company presents assets and liabilities in the Balance Sheet based on current/non-current classification. An asset is treated as current by the Company when:

- a. it expects to realize the asset or intends to sell or consume it in its normal operating cycle;
- b. it holds the asset primarily for the purpose of trading;
- c. it expects to realize the asset within twelve months after the reporting period; or
- d. the asset is cash or cash equivalent (as defined in Ind AS 7) unless the asset is restricted from being exchanged or used to settle a liability for at least twelve months after the reporting period. All other assets are classified as non-current.

A liability is treated as current by the Company when:

- a. it expects to settle the liability in its normal operating cycle;
- b. it holds the liability primarily for the purpose of trading;
- c. the liability is due to be settled within twelve months after the reporting period; or
- d. it does not have an unconditional right to defer settlement of the liability for at least twelve months after the reporting period. Terms of a liability that could, at the option of the counterparty, result in its settlement by the issue of equity instruments do not affect its classification.

All other liabilities are classified as non-current.



### 2.3.1 Revenue recognition

#### Revenue from contracts with customers

Revenue from contracts with customers is recognized when control of the goods or services are transferred to the customer at an amount that reflects the consideration to which the Company expects to be entitled in exchange for those goods or services. The Company has generally concluded that it is the principal in its revenue arrangements because it typically controls the goods or services before transferring them to the customer.

The principles in Ind AS 115 are applied using the following five steps:

#### Step 1 : Identifying the contract:

The Company account for a contract with a customer only when all of the following criteria are met:

- a. the parties to the contract have approved the contract and are committed to perform their respective obligations;
- b. the Company can identify each party's rights regarding the goods or services to be transferred;
- c. the Company can identify the payment terms for the goods or services to be transferred;
- d. the contract has commercial substance (i.e. the risk, timing or amount of the Company's future cash flows is expected to change as a result of the contract); and
- e. it is probable that the Company will collect the consideration to which it will be entitled in exchange for the goods or services that will be transferred to the customer. The amount of consideration to which the Company will be entitled may be less than the price stated in the contract if the consideration is variable because the Company may offer the customer a price concession, discount, rebates, refunds, credits or be entitled to incentives, performance bonuses or similar items.

Combination of contracts:

The Company combines two or more contracts entered into at or near the same time with the same customer (or related parties of the customer) and account for the contracts as a single contract if one or more of the following criteria are met:

- a. the contracts are negotiated as a package with a single commercial objective;
- b. the amount of consideration to be paid in one contract depends on the price or performance of the other contract; or
- c. the goods or services promised in the contracts (or some goods or services promised in each of the contracts) are a single performance obligation.

Contract modification:

The Company account for a contract modification as a separate contract if both of the following conditions are present:

- a. the scope of the contract increases because of the addition of promised goods or services that are distinct; and
- b. the price of the contract increases by an amount of consideration that reflects the company's stand-alone selling prices of the additional promised goods or services and any appropriate adjustments to that price to reflect the circumstances of the particular contract.

#### Step 2 : Identifying performance obligations:

At contract inception, the Company assesses the goods or services promised in a contract with a customer and identify as a performance obligation each promise to transfer to the customer either:

- a. a good or service (or a bundle of goods or services) that is distinct; or
- b. a series of distinct goods or services that are substantially the same and that have the same pattern of transfer to the customer.



### Step 3: Determining the transaction price

The Company consider the terms of the contract and its customary business practices to determine the transaction price. The transaction price is the amount of consideration to which the company expects to be entitled in exchange for transferring promised goods or services to a customer, excluding amounts collected on behalf of third parties. The consideration promised in a contract with a customer may include fixed amounts, variable amounts or both.

When determining the transaction price, the Company Consider the effects of all of the following:

- a. variable consideration;
- b. constraining estimates of variable consideration;
- c. the existence of significant financing component;
- d. non-cash consideration;
- e. consideration payable to a customer.

An amount of consideration can vary because of discounts, rebates, refunds, credits, price concessions, incentives, performance bonuses or other similar items. The promised consideration can also vary if the company's entitlement to the consideration is contingent on the occurrence or non-occurrence of a future event.

In some contracts, penalties are specified. In such cases, penalties are accounted for as per the substance of the contract. Where the penalty is inherent in determination of transaction price, it form part of variable consideration.

The Company includes in the transaction price some or all of the amount of estimated variable consideration only to the extent that it is highly probable that a significant reversal in the amount of cumulative revenue recognized will not occur when the uncertainty associated with the variable consideration is subsequently resolved.

The Company does not adjust the promised amount of consideration for the effects of a significant financing component if it expects, at contract inception, that the period between when it transfers a promised good or service to a customer and when the customer pays for that good or service will be one year or less.

The Company recognizes a refund liability if the Company receives consideration from a customer and expects to refund some or all of that consideration to the customer. A refund liability is measured at the amount of consideration received (or receivable) for which the company does not expect to be entitled (i.e. amounts not included in the transaction price). The refund liability (and corresponding change in the transaction price and, therefore, the contract liability) is updated at the end of each reporting period for changes in circumstances.

After contract inception, the transaction price can change for various reasons, including the resolution of uncertain events or other changes in circumstances that change the amount of consideration to which the Company expects to be entitled in exchange for the promised goods or services.

### Step 4 : Allocating the transaction price:

The objective when allocating the transaction price is for the Company to allocate the transaction price to each performance obligation (or distinct good or service) in an amount that depicts the amount of consideration to which the Company expects to be entitled in exchange for transferring the promised goods or services to the customer.

To allocate the transaction price to each performance obligation on a relative stand-alone selling price basis, the Company determines the stand-alone selling price at contract inception of the distinct good or service underlying each performance obligation in the contract and allocate the transaction price in proportion to those stand-alone selling prices.

### Step 5: Recognizing revenue:

The Company recognizes revenue when (or as) the Company satisfies a performance obligation by transferring a promised good or service to a customer. A good or service is transferred when (or as) the customer obtains control of that good or service.

The Company transfers control of a good or service over time and, therefore, satisfies a performance obligation and recognizes revenue over time, if one of the following criteria is met:

- a. the customer simultaneously receives and consumes the benefits provided by the company's performance as the Company performs;
- b. the Company's performance creates or enhances an asset that the customer controls as the asset is created or enhanced;
- c. the Company's performance does not create an asset with an alternative use to the Company and the Company has an enforceable right to payment for performance completed to date.

For each performance obligation satisfied over time, the Company recognizes revenue over time by measuring the progress towards complete satisfaction of that performance obligation.

The Company applies a single method of measuring progress for each performance obligation satisfied over time and the Company applies that method consistently to similar performance obligations and in similar circumstances. At the end of each reporting period, the Company re-measure its progress towards complete satisfaction of a performance obligation satisfied over time.

Company apply output methods to recognize revenue on the basis of direct measurements of the value to the customer of the goods or services transferred to date relative to the remaining goods or services promised under the contract. Output methods include methods such as surveys of performance completed to date, appraisals of results achieved, milestones reached, time elapsed and units produced or units delivered.

As circumstances change over time, the Company update its measure of progress to reflect any changes in the outcome of the performance obligation. Such changes to the Company's measure of progress is accounted for as a change in accounting estimate in accordance with Ind AS 8, Accounting Policies, Changes in Accounting Estimates and Errors.

The Company recognizes revenue for a performance obligation satisfied over time only if the Company can reasonably measure its progress towards complete satisfaction of the performance obligation. When (or as) a performance obligation is satisfied, the company recognize as revenue the amount of the transaction price (which excludes estimates of variable consideration that are constrained that is allocated to that performance obligation.

If a performance obligation is not satisfied over time, the Company satisfies the performance obligation at a point in time. To determine the point in time at which a customer obtains control of a promised good or service and the Company satisfies a performance obligation, the Company consider indicators of the transfer of control, which include, but are not limited to, the following:

- a. the Company has a present right to payment for the good or service;
- b. the customer has legal title to the good or service;
- c. the Company has transferred physical possession of the good or service;
- d. the customer has the significant risks and rewards of ownership of the good or service;
- e. the customer has accepted the good or service.

When either party to a contract has performed, the Company present the contract in the balance sheet as a contract asset or a contract liability, depending on the relationship between the company's performance and the customer's payment. The Company present any unconditional rights to consideration separately as a receivable.

Contract assets:

A contract asset is the right to consideration in exchange for goods or services transferred to the customer. If the Company performs by transferring goods or services to a customer before the customer pays consideration or before payment is due, a contract asset is recognized for the earned consideration that is conditional.



Trade receivables:

A receivable represents the Company's right to an amount of consideration that is unconditional (i.e., only the passage of time is required before payment of the consideration is due).

Contract liabilities:

A contract liability is the obligation to transfer goods or services to a customer for which the Company has received consideration (or an amount of consideration is due) from the customer. If a customer pays consideration before the Company transfers goods or services to the customer, a contract liability is recognized when the payment made or due (whichever is earlier). Contract liabilities are recognized as revenue when the Company performs under the contract.

### 2.3.2 Interest

Interest income is recognised using the Effective Interest Method.

### 2.3.3 Dividend

Dividend income from investments is recognised when the rights to receive payment is established.

### 2.3.4 Other Claims

Other claims (including interest on delayed realization from customers) are accounted for, when there is certainty of realisation and can be measured reliably.

## 2.4 Grants from Government

Government Grants are not recognised until there is reasonable assurance that the company will comply with the conditions attached to them and that there is reasonable certainty that grants will be received.

Government grants are recognised in Statement of Profit & Loss on a systematic basis over the periods in which the company recognises as expenses the related costs for which the grants are intended to compensate.

Government Grants related to assets are presented in the balance sheet by setting up the grant as deferred income and are recognised in Statement of Profit and Loss on systematic basis over the useful life of asset.

Grants related to income (i.e. grant related to other than assets) are presented as part of Statement of Profit and Loss under the head 'Other Income'.

A government grant/assistance that becomes receivable as compensation for expenses or losses already incurred or for the purpose of giving immediate financial support to the Company with no future related costs, is recognised in profit or loss of the period in which it becomes receivable.

The Government grants or grants in the nature of promoter's contribution should be recognised directly in "Capital Reserve" which forms part of the "Shareholders Fund".

## 2.5 Leases

A contract is, or contains, a lease if the contract conveys the right to control the use of an identified asset for a period of time in exchange for consideration.

### 2.5.1 Company as a lessee

At the commencement date, a lessee shall recognise a right-of-use asset at cost and a lease liability at the present value of the lease payments that are not paid at that date for all leases unless the lease term is 12 months or less or the underlying asset is of low value.

Subsequently, right-of-use asset is measured using cost model whereas, the lease liability is measured by increasing the carrying amount to reflect interest on the lease liability, reducing the carrying amount to reflect the lease payments made and re-measuring the carrying amount to reflect any reassessment or lease modifications.

Finance charges are recognised in finance costs in the Statement of Profit and Loss, unless the costs are included in the carrying amount of another asset applying other applicable standards.



Right-of-use asset is depreciated over the useful life of the asset, if the lease transfers ownership of the asset to the lessee by the end of the lease term or if the cost of the right-to-use asset reflects that the lessee will exercise a purchase option. Otherwise, the lessee shall depreciate the right-to-use asset from the commencement date to the earlier of the end of the useful life of the right-of-use asset or the end of the lease term.

### 2.5.2 Company as a lessor

All leases as either an operating lease or a finance lease.

A lease is classified as a finance lease if it transfers substantially all the risks and rewards incidental to ownership of an underlying asset. A lease is classified as an operating lease if it does not transfer substantially all the risks and rewards incidental to ownership of an underlying asset.

**Operating leases-** lease payments from operating leases are recognised as income on either a straight-line basis unless another systematic basis is more representative of the pattern in which benefit from the use of the underlying asset is diminished.

**Finance leases-** assets held under a finance lease is initially recognised in its balance sheet and present them as a receivable at an amount equal to the net investment in the lease using the interest rate implicit in the lease to measure the net investment in the lease.

### 2.6 Non-current assets held for sale

The Company classifies non-current assets and (or disposal groups) as held for sale if their carrying amounts will be recovered principally through a sale rather than through continuing use. Actions required to complete the sale should indicate that it is unlikely that significant changes to the sale will be made or that the decision to sell will be withdrawn. Management must be committed to the sale expected within one year from the date of classification.

For these purposes, sale transactions include exchanges of non-current assets for other non-current assets when the exchange has commercial substance. The criteria for held for sale classification is regarded met only when the assets or disposal group is available for immediate sale in its present condition, subject only to terms that are usual and customary for sales of such assets (or disposal groups), its sale is highly probable; and it will genuinely be sold, not abandoned. The Company treats sale of the asset or disposal group to be highly probable when:

- a. the appropriate level of management is committed to a plan to sell the asset (or disposal group);
- b. an active programme to locate a buyer and complete the plan has been initiated;
- c. the asset (or disposal group) is being actively marketed for sale at a price that is reasonable in relation to its current fair value;
- d. the sale is expected to qualify for recognition as a completed sale within one year from the date of classification; and
- e. actions required to complete the plan indicate that, it is unlikely, those significant changes to the plan will be made or that the plan will be withdrawn.

### 2.7 Property, Plant and Equipment (PPE)

Land is carried at historical cost. Historical cost includes expenditure which are directly attributable to the acquisition of the land like, rehabilitation expenses, resettlement cost and compensation in lieu of employment incurred for concerned displaced persons etc.

After recognition, an item of all other Property, plant and equipment is carried at its cost less any accumulated depreciation and any accumulated impairment losses under Cost Model. The cost of an item of property, plant and equipment comprises:

- a. Its purchase price, including import duties and non-refundable purchase taxes, after deducting trade discounts and rebates.



- b. any costs directly attributable to bringing the asset to the location and condition necessary for it to be capable of operating in the manner intended by management.
- c. the initial estimate of the costs of dismantling and removing the item and restoring the site on which it is located, the obligation for which the Company incurs either when the item is acquired or as a consequence of having used the item during a particular period for purposes other than to produce inventories during that period.

Each part of an item of property, plant and equipment with a cost that is significant in relation to the total cost of the item depreciated separately. However, significant part(s) of an item of PPE having same useful life and depreciation method are grouped together in determining the depreciation charge.

Costs of the day to-day servicing described as for the 'repairs and maintenance' are recognised in the Statement of Profit and Loss in the period in which the same are incurred.

Subsequent cost of replacing parts significant in relation to the total cost of an item of property, plant and equipment are recognised in the carrying amount of the item, if it is probable that future economic benefits associated with the item will flow to the Company; and the cost of the item can be measured reliably. The carrying amount of those parts that are replaced is derecognised in accordance with the derecognition policy mentioned below.

When major inspection is performed, its cost is recognised in the carrying amount of the item of property, plant and equipment as a replacement if it is probable that future economic benefits associated with the item will flow to the Company; and the cost of the item can be measured reliably. Any remaining carrying amount of the cost of the previous inspection (as distinct from physical parts) is derecognised.

An item of Property, plant or equipment is derecognised upon disposal or when no future economic benefits are expected from the continued use of assets. Any gain or loss arising on such derecognition of an item of property plant and equipment is recognised in Profit and Loss.

Depreciation on property, plant and equipment, except freehold land, is provided as per cost model on straight line basis over the estimated useful lives of the asset as follows:

Other Land (incl. Leasehold Land)	:	Life of the project or lease term whichever is lower
Building	:	3-60 years
Roads	:	3-10 years
Telecommunication	:	3-9 years
Railway Sidings	:	15 years
Plant and Equipment	:	5-30 years
Computers and Laptops	:	3 Years
Office equipment	:	3-6 years
Furniture and Fixtures	:	10 years
Vehicles	:	8-10 years

Based on technical evaluation, the management believes that the useful lives given above best represents the period over which the management expects to use the asset. Hence, the useful lives of the assets may be different from useful lives as prescribed under Part C of schedule II of companies Act, 2013.

The estimated useful life of the assets is reviewed at the end of each financial year.

The residual value of property, plant and equipment is considered as 5% of the original cost of the asset except some items of assets such as, coal tub, winding ropes, haulage ropes, stowing pipes & safety lamps etc. for which the technically estimated useful life has been determined to be one year with nil residual value.



Depreciation on the assets added / disposed of during the year is provided on pro-rata basis with reference to the month of addition / disposal.

Value of “Other Land” includes land acquired under Coal Bearing Area (Acquisition & Development) (CBA) Act, 1957, Land Acquisition Act, 1894, Right to Fair Compensation and Transparency in Land Acquisition, Rehabilitation and Resettlement (RFCTLAAR) Act, 2013, long term transfer of government land etc., which is amortised on the basis of the balance life of the project; and in case of leasehold land such amortisation is based on lease period or balance life of the project, whichever is lower.

Fully depreciated assets, retired from active use are disclosed separately as surveyed off assets at its residual value under Property, Plant Equipment and are tested for impairment.

Capital Expenses incurred by the company on construction/development of certain assets which are essential for production, supply of goods or for the access to any existing Assets of the company are recognised as Enabling Assets under Property, Plant and Equipment.

### **Transition to Ind AS**

The company elected to continue with the carrying value as per cost model (for all of its property, plant and equipment as recognised in the financial statements as at the date of transition to Ind ASs, measured as per the previous GAAP.

### **2.8 Mine Closure, Site Restoration and Decommissioning Obligation**

The company’s obligation for land reclamation and decommissioning of structures consists of spending at both surface and underground mines in accordance with the guidelines from Ministry of Coal, Government of India. The company estimates its obligation for Mine Closure, Site Restoration and Decommissioning based upon detailed calculation and technical assessment of the amount and timing of the future cash spending to perform the required work. Mine Closure expenditure is provided as per approved Mine Closure Plan. The estimates of expenses are escalated for inflation, and then discounted at a discount rate that reflects current market assessment of the time value of money and the risks, such that the amount of provision reflects the present value of the expenditures expected to be required to settle the obligation. The company records a corresponding asset associated with the liability for final reclamation and mine closure. The obligation and corresponding assets are recognised in the period in which the liability is incurred. The asset representing the total site restoration cost (as estimated by Central Mine Planning and Design Institute Limited) as per mine closure plan is recognised as a separate item in PPE and amortised over the balance project/mine life.

The value of the provision is progressively increased over time as the effect of discounting unwinds; creating an expense recognised as financial expenses.

Further, a specific escrow fund account is maintained for this purpose as per the approved mine closure plan.

The progressive mine closure expenses incurred on year to year basis forming part of the total mine closure obligation is initially recognised as receivable from escrow account and thereafter adjusted with the obligation in the year in which the amount is withdrawn after the concurrence of the certifying agency.

### **2.9 Exploration and Evaluation Assets**

Exploration and evaluation assets comprise capitalised costs which are attributable to the search for coal and related resources, pending the determination of technical feasibility and the assessment of commercial viability of an identified resource which comprises inter alia the following:

- a. acquisition of rights to explore;
- b. researching and analysing historical exploration data;
- c. gathering exploration data through topographical, geo chemical and geo physical studies;
- d. exploratory drilling, trenching and sampling;



- e. determining and examining the volume and grade of the resource;
- f. surveying transportation and infrastructure requirements;
- g. conducting market and finance studies.

The above includes employee remuneration, cost of materials and fuel used, payments to contractors etc.

As the intangible component represents an insignificant/indistinguishable portion of the overall expected tangible costs to be incurred and recouped from future exploitation, these costs along with other capitalised exploration costs are recorded as exploration and evaluation asset.

Exploration and evaluation costs are capitalised on a project by project basis pending determination of technical feasibility and commercial viability of the project and disclosed as a separate line item under non-current assets. They are subsequently measured at cost less accumulated impairment/provision.

Once proved reserves are determined and development of mines/project is sanctioned, exploration and evaluation assets are transferred to “Development” under capital work in progress. However, if proved reserves are not determined, the exploration and evaluation asset is derecognised.

### 2.10 Development Expenditure

When proved reserves are determined and development of mines/project is sanctioned, capitalised exploration and evaluation cost is recognised as assets under construction and disclosed as a component of capital work in progress under the head “Development”. All subsequent development expenditure is also capitalised. The development expenditure capitalised is net of proceeds from the sale of coal extracted during the development phase.

#### Commercial Operation:

The project/mines are brought to revenue; when commercial readiness of a project/mine to yield production on a sustainable basis is established either on the basis of conditions specifically stated in the project report or on the basis of the following criteria:

- a. From beginning of the financial year immediately after the year in which the project achieves physical output of 25% of rated capacity as per approved project report, or
- b. 2 years of touching of coal, or
- c. From the beginning of the financial year in which the value of production is more than total expenses.

Whichever event occurs first.

On being brought to revenue, the assets under capital work in progress are reclassified as a component of property, plant and equipment under the nomenclature “Other Mining Infrastructure”. Other Mining Infrastructure are amortised from the year when the mine is brought under revenue in 20 years or working life of the project, whichever is less.

### 2.11 Intangible Assets

Intangible assets acquired separately are measured on initial recognition at cost. The cost of intangible assets acquired in a business combination is their fair value at the date of acquisition. Following initial recognition, intangible assets are carried at cost less any accumulated amortisation (calculated on a straight-line basis over their useful lives) and accumulated impairment losses, if any.

Internally generated intangibles, excluding capitalised development costs, are not capitalised. Instead, the related expenditure is recognised in the Statement of Profit and Loss and other comprehensive income in the period in which the expenditure is incurred. The useful lives of intangible assets are assessed as either finite or indefinite. Intangible assets with finite lives are amortised over their useful economic lives and assessed for impairment whenever there is an indication that the intangible asset may be impaired. The amortisation period and the amortisation method for an

Intangible asset with a finite useful life are reviewed at least at the end of each reporting period. Changes in the expected useful life or the expected pattern of consumption of future economic benefits embodied in the asset are considered to modify the amortisation period or method, as appropriate, and are treated as changes in accounting estimates. The amortisation expense on intangible assets with finite lives is recognised in the Statement of Profit and Loss.

An intangible asset with an indefinite useful life is not amortised but is tested for impairment at each reporting date.

Gains or losses arising from derecognition of an intangible asset are measured as the difference between the net disposal proceeds and the carrying amount of the asset and are recognised in the Statement of Profit and Loss

Exploration and Evaluation assets attributable to blocks identified for sale or proposed to be sold to outside agencies (i.e., for blocks not earmarked for CIL) are however, classified as Intangible Assets and tested for impairment.

Cost of Software recognized as intangible asset, is amortised on straight line method over a period of legal right to use or three years, whichever is less; with a nil residual value.

Research and Development is recognised as expenditure, as and when incurred.

### 2.12 Impairment of Assets (other than financial assets)

The Company assesses at the end of each reporting period whether there is any indication that an asset may be impaired. If any such indication exists, the Company estimates the recoverable amount of the asset. An asset's recoverable amount is the higher of the asset's or cash-generating unit's value in use and its fair value less costs of disposal, and is determined for an individual asset, unless the asset does not generate cash inflows that are largely independent of those from other assets or group of assets, in which case the recoverable amount is determined for the cash-generating unit to which the asset belongs. Company considers individual mines as separate cash generating units for the purpose of test of impairment.

If the recoverable amount of an asset is estimated to be less than its carrying amount, the carrying amount of the asset is reduced to its recoverable amount and the impairment loss is recognised in the Statement of Profit and Loss.

### 2.13 Investment Property

Property (land or a building or part of a building or both) held to earn rentals or for capital appreciation or both, rather than for, use in the production or supply of goods or services or for administrative purposes; or sale in the ordinary course of businesses are classified as investment property.

Investment property is measured initially at its cost, including related transaction costs and where applicable borrowing costs.

Investment properties are depreciated using the straight-line method over their estimated useful lives.

### 2.14 Financial Instruments

A financial instrument is any contract that gives rise to a financial asset of one entity and a financial liability or equity instrument of another entity.

#### Financial assets

#### 2.14.1 Initial recognition and measurement

All financial assets are recognised initially at fair value, in the case of financial assets not recorded at fair value through profit or loss, plus transaction costs that are attributable to the acquisition of the financial asset. Purchases or sales of financial assets that require delivery of assets within a time frame established by regulation or convention in the market place (regular way trades) are recognised on the trade date, i.e., the date that the Company commits to purchase or sell the asset.



## 2.14.2 Subsequent measurement

For purposes of subsequent measurement, financial assets are classified in four categories:

- a. Debt instruments at amortised cost.
- b. Debt instruments at fair value through other comprehensive income (FVTOCI).
- c. Debt instruments, derivatives and equity instruments at fair value through profit or loss (FVTPL).
- d. Equity instruments measured at fair value through other comprehensive income (FVTOCI).

### 2.14.2.1 Debt instruments at amortised cost

A 'debt instrument' is measured at the amortised cost if both the following conditions are met:

- a) the asset is held within a business model whose objective is to hold assets for collecting contractual cash flows, and
- b) contractual terms of the asset give rise on specified dates to cash flows that are solely payments of principal and interest (SPPI) on the principal amount outstanding.

After initial measurement, such financial assets are subsequently measured at amortised cost using the effective interest rate (EIR) method. Amortised cost is calculated by taking into account any discount or premium on acquisition and fees or costs that are an integral part of the EIR. The EIR amortisation is included in finance income in the profit or loss. The losses arising from impairment are recognised in the profit or loss.

### 2.14.2.2 Debt instrument at FVTOCI

A 'debt instrument' is classified as at the FVTOCI if both of the following criteria are met:

- a. the objective of the business model is achieved both by collecting contractual cash flows and selling the financial assets, and
- b. the asset's contractual cash flows represent SPPI.

Debt instruments included within the FVTOCI category are measured initially as well as at each reporting date at fair value. Fair value movements are recognized in the other comprehensive income (OCI). However, the Company recognizes interest income, impairment losses & reversals and foreign exchange gain or loss in the P&L. On derecognition of the asset, cumulative gain or loss previously recognised in OCI is reclassified from the equity to P&L. Interest earned whilst holding FVTOCI debt instrument is reported as interest income using the EIR method.

### 2.14.2.3 Debt instrument at FVTPL

FVTPL is a residual category for debt instruments. Any debt instrument, which does not meet the criteria for categorization as at amortized cost or as FVTOCI, is classified as at FVTPL.

In addition, the Company may elect to designate a debt instrument, which otherwise meets amortized cost or FVTOCI criteria, as at FVTPL. However, such election is allowed only if doing so reduces or eliminates a measurement or recognition inconsistency (referred to as 'accounting mismatch'). The Company has not designated any debt instrument as at FVTPL.

Debt instruments included within the FVTPL category are measured at fair value with all changes recognized in the P&L.

### 2.14.2.4 Equity investments in subsidiaries, associates and Joint Ventures

In accordance of Ind AS 101 (First time adoption of Ind AS), the carrying amount of these investments as per previous GAAP as on the date of transition is considered to be the deemed cost. Subsequently, Investment in subsidiaries, associates and joint ventures are measured at cost.

In case of consolidated financial statement, Equity investments in associates and joint ventures are accounted as per equity method as prescribed in para 10 of Ind AS 28.

### 2.14.2.5 Other Equity Investment

All other equity investments in scope of Ind AS 109 are measured at fair value through profit or loss.

For all other equity instruments, the Company may make an irrevocable election to present in other comprehensive income subsequent changes in the fair value. The Company makes such election on an instrument by-instrument basis. The classification is made on initial recognition and is irrevocable.

If the Company decides to classify an equity instrument as at FVTOCI, then all fair value changes on the instrument, excluding dividends, are recognized in the OCI. There is no recycling of the amounts from OCI to P&L even on sale of investment. However, the Company may transfer the cumulative gain or loss within equity.

Equity instruments included within the FVTPL category are measured at fair value with all changes recognized in the P&L.

### 2.14.2.6 De-recognition

A financial asset (or, where applicable, a part of a financial asset or part of a group of similar financial assets) is primarily derecognised (i.e. removed from the balance sheet) when:

- a. the rights to receive cash flows from the asset have expired, or
- b. the Company has transferred its rights to receive cash flows from the asset or has assumed an obligation to pay the received cash flows in full without material delay to a third party under a 'pass-through' arrangement; and either (a) the Company has transferred substantially all the risks and rewards of the asset, or (b) the Company has neither transferred nor retained substantially all the risks and rewards of the asset, but has transferred control of the asset.

When the Company has transferred its rights to receive cash flows from an asset or has entered into a pass-through arrangement, it evaluates if and to what extent it has retained the risks and rewards of ownership. When it has neither transferred nor retained substantially all of the risks and rewards of the asset, nor transferred control of the asset, the Company continues to recognise the transferred asset to the extent of the Company's continuing involvement. In that case, the Company also recognises an associated liability. The transferred asset and the associated liability are measured on a basis that reflects the rights and obligations that the Company has retained. Continuing involvement that takes the form of a guarantee over the transferred asset is measured at the lower of the original carrying amount of the asset and the maximum amount of consideration that the Company could be required to repay.

### 2.14.2.7 Impairment of financial assets (other than fair value)

In accordance with Ind AS 109, the Company applies expected credit loss (ECL) model for measurement and recognition of impairment loss on the following financial assets and credit risk exposure:

- a. Financial assets that are debt instruments, and are measured at amortised cost e.g., loans, debt securities, deposits, trade receivables and bank balance.
- b. Financial assets that are debt instruments and are measured as at FVTOCI.
- c. Lease receivables under Ind AS 116.
- d. Trade receivables or any contractual right to receive cash or another financial asset that result from transactions that are within the scope of Ind AS 115.

The Company follows 'simplified approach' for recognition of impairment loss allowance on:

- a. trade receivables or contract revenue receivables; and
- b. all lease receivables resulting from transactions within the scope of Ind AS 116

The application of simplified approach does not require the Company to track changes in credit risk. Rather, it recognises impairment loss allowance based on lifetime ECLs at each reporting date, right from its initial recognition.



### 2.14.3 Financial liabilities

#### 2.14.3.1 Initial recognition and measurement

The Company's financial liabilities include trade and other payables, loans and borrowings including bank overdrafts.

All financial liabilities are recognised initially at fair value and, in the case of loans and borrowings and payables, net of directly attributable transaction costs.

#### 2.14.3.2 Subsequent measurement

The measurement of financial liabilities depends on their classification, as described below:

#### 2.14.3.3 Financial liabilities at fair value through profit or loss

Financial liabilities at fair value through profit or loss include financial liabilities held for trading and financial liabilities designated upon initial recognition as at fair value through profit or loss. Financial liabilities are classified as held for trading if they are incurred for the purpose of repurchasing in the near term. This category also includes derivative financial instruments entered into by the Company that are not designated as hedging instruments in hedge relationships as defined by Ind AS 109. Separated embedded derivatives are also classified as held for trading unless they are designated as effective hedging instruments.

Gains or losses on liabilities held for trading are recognised in the profit or loss.

Financial liabilities designated upon initial recognition at fair value through profit or loss are designated as such at the initial date of recognition, and only if the criteria in Ind AS 109 are satisfied. For liabilities designated as FVTPL, fair value gains/losses attributable to changes in own credit risk are recognized in OCI. These gains/losses are not subsequently transferred to P&L. However, the Company may transfer the cumulative gain or loss within equity. All other changes in fair value of such liability are recognised in the Statement of Profit and Loss. The Company has not designated any financial liability as at fair value through profit and loss.

#### 2.14.3.4 Financial liabilities at amortised cost

After initial recognition, these are subsequently measured at amortised cost using the effective interest rate method. Gains and losses are recognised in profit or loss when the liabilities are derecognised as well as through the effective interest rate amortisation process. Amortised cost is calculated by taking into account any discount or premium on acquisition and fees or costs that are an integral part of the effective interest rate. The effective interest rate amortisation is included as finance costs in the Statement of Profit and Loss. This category generally applies to borrowings.

#### 2.14.3.5 De-recognition

A financial liability is derecognised when the obligation under the liability is discharged or cancelled or expires. When an existing financial liability is replaced by another from the same lender on substantially different terms, or the terms of an existing liability are substantially modified, such an exchange or modification is treated as the derecognition of the original liability and the recognition of a new liability. The difference between the carrying amount of a financial liability (or part of a financial liability) extinguished or transferred to another party and the consideration paid, including any non-cash assets transferred or liabilities assumed, shall be recognised in profit or loss.

#### 2.14.4 Reclassification of financial assets

The Company determines classification of financial assets and liabilities on initial recognition. After initial recognition, no reclassification is made for financial assets which are equity instruments and financial liabilities. For financial assets which are debt instruments, a reclassification is made only if there is a change in the business model for managing those assets. Changes to the business model are expected to be infrequent. The Company's senior management determines change in the business model as a result of external or internal changes which are significant to the Company's operations. Such changes are evident to external parties. A change in the business model occurs when the Company either begins or ceases to

perform an activity that is significant to its operations. If Company reclassifies financial assets, it applies the reclassification prospectively from the reclassification date which is the first day of the immediately next reporting period following the change in business model. The Company does not restate any previously recognised gains, losses (including impairment gains or losses) or interest.

The following table shows various reclassification and how they are accounted for:

Original classification	Revised classification	Accounting treatment
Amortised cost	FVTPL	Fair value is measured at reclassification date. Difference between previous amortised cost and fair value is recognised in P&L.
FVTPL	Amortised Cost	Fair value at reclassification date becomes its new gross carrying amount. EIR is calculated based on the new gross carrying amount.
Amortised cost	FVTOCI	Fair value is measured at reclassification date. Difference between previous amortised cost and fair value is recognised in OCI. No change in EIR due to reclassification.
FVTOCI	Amortised cost	Fair value at reclassification date becomes its new amortised cost carrying amount. However, cumulative gain or loss in OCI is adjusted against fair value. Consequently, the asset is measured as if it had always been measured at amortised cost.
FVTPL	FVTOCI	Fair value at reclassification date becomes its new carrying amount. No other adjustment is required.
FVTOCI	FVTPL	Assets continue to be measured at fair value. Cumulative gain or loss previously recognized in OCI is reclassified to P&L at the reclassification date.

#### 2.14.5 Offsetting of financial instruments

Financial assets and financial liabilities are offset and the net amount is reported in the consolidated balance sheet if there is a currently enforceable legal right to offset the recognised amounts and there is an intention to settle on a net basis, to realise the assets and settle the liabilities simultaneously.

#### 2.14.6 Cash and cash equivalent

Cash and cash equivalent in the balance sheet comprise cash at banks and on hand and short-term deposits with an original maturity of three months or less, which are subject to an insignificant risk of changes in value. For the purpose of the consolidated statement of cash flows, cash and cash equivalents consist of cash and short-term deposits, as defined above, net of outstanding bank overdrafts as they are considered an integral part of the company's cash management.

#### 2.15 Borrowing Costs

Borrowing costs are expensed as and when incurred except where they are directly attributable to the acquisition, construction or production of qualifying assets i.e. the assets that necessarily takes substantial period of time to get ready for its intended use, in which case they are capitalised as part of the cost of those asset up to the date when the qualifying asset is ready for its intended use.

#### 2.16 Taxation

Income tax expense represents the sum of the tax currently payable and deferred tax.

Current tax is the amount of income taxes payable (recoverable) in respect of the taxable profit (tax loss) for a period. Taxable profit differs from "profit before income tax" as reported in the statement of profit and loss and other comprehensive income because it excludes items of income or expense that are taxable or deductible in other years and it further excludes items that are never taxable or deductible. The company's liability for current tax is calculated using tax rates that have been enacted or substantively enacted by the end of the reporting period.



Deferred tax liabilities are generally recognised for all taxable temporary differences. Deferred tax assets are generally recognised for all deductible temporary difference to the extent that it is probable that taxable profits will be available against which those deductible temporary differences can be utilised. Such assets and liabilities are not recognised if the temporary difference arises from goodwill or from the initial recognition (other than in a business combination) of other assets and liabilities in a transaction that affects neither the taxable profit nor the accounting profit.

Deferred tax liabilities are recognised for taxable temporary differences associated with investments in subsidiaries and associates, except where the company is able to control the reversal of the temporary difference and it is probable that the temporary difference will not reverse in the foreseeable future. Deferred tax assets arising from deductible temporary differences associated with such investments and interests are only recognised to the extent that it is probable that there will be sufficient taxable profits against which to utilise the benefits of the temporary differences.

The carrying amount of deferred tax assets is reviewed at the end of each reporting period and reduced to the extent that it is no longer probable that sufficient taxable profits will be available to allow all or part of the asset to be recovered. Unrecognised deferred tax assets are reassessed at the end of each reporting year and are recognised to the extent that it has become probable that sufficient taxable profit will be available to allow all or part of the deferred tax asset to be recovered.

Deferred tax assets and liabilities are measured at the tax rates that are expected to apply in the period in which the liability is settled or the asset is realised, based on tax rate (and tax laws) that have been enacted or substantively enacted by the end of the reporting period.

The measurement of deferred tax liabilities and assets reflects the tax consequences that would follow from the manner in which the company expects, at the end of the reporting period, to recover or settle the carrying amount of its assets and liabilities.

Current and deferred tax are recognised in profit or loss, except when they relate to items that are recognised in other comprehensive income or directly in equity, in which case, the current and deferred tax are also recognised in other comprehensive income or directly in equity respectively. Where current tax or deferred tax arises from the initial accounting for a business combination, the tax effect is included in the accounting for the business combination.

## 2.17 Employee Benefits

### 2.17.1 Short-term Benefits

All short term employee benefits are recognized in the period in which they are incurred.

### 2.17.2 Post-employment benefits and other long term employee benefits

#### 2.17.2.1 Defined contributions plans

A defined contribution plan is a post-employment benefit plan for Provident fund and Pension under which the company pays fixed contribution into fund maintained by a separate statutory body (Coal Mines Provident Fund) constituted under an enactment of law and the company will have no legal or constructive obligation to pay further amounts. Obligations for contributions to defined contribution plans are recognised as an employee benefit expense in the Statement of Profit and Loss in the periods during which services are rendered by employees.

#### 2.17.2.2 Defined benefits plans

A defined benefit plan is a post-employment benefit plan other than a defined contribution plan. The company's net obligation in respect of defined benefit plans is calculated by estimating the amount of future benefit that employees have earned in return of their service in the current and prior periods. The benefit is discounted to determine its present value and reduced by the fair value of plan assets, if any. The discount rate is based on the prevailing market yields of Indian Government securities as at the reporting date that have maturity dates approximating the terms of the company's obligations and that are denominated in the same currency in which the benefits are expected to be paid.



The application of actuarial valuation involves making assumptions about discount rate, expected rates of return on assets, future salary increases, mortality rates etc. Due to the long term nature of these plans, such estimates are subject to uncertainties. The calculation is performed at each balance sheet by an actuary using the projected unit credit method. When the calculation results in to the benefit to the company, the recognised asset is limited to the present value of the economic benefits available in the form of any future refunds from the plan or reduction in future contributions to the plan. An economic benefit is available to the company if it is realisable during the life of the plan, or on settlement of plan liabilities.

Re-measurement of the net defined benefit liability, which comprise actuarial gains and losses considering the return on plan assets (excluding interest) and the effects of the assets ceiling (if any, excluding interest) are recognised immediately in the other comprehensive income. The company determines the net interest expense (income) on the net defined benefit liability (asset) for the period by applying the discount rate used to measure the defined benefit obligation at the beginning of the annual period to the then net defined benefit liability (asset), taking into account any changes in the net defined benefit liability (asset) during the period as a result of contributions and benefit payments. Net interest expense and other expenses related to defined benefit plans are recognised in profit and loss.

When the benefits of the plan are improved, the portion of the increased benefit relating to past service by employees is recognised as expense immediately in the Statement of Profit and Loss.

### 2.17.3 Other Employee benefits

Certain other employee benefits namely benefit on account of LTA, LTC, Life Cover Scheme, Group Personal Accident Insurance Scheme, settlement allowance, post-retirement medical benefit scheme and compensation to dependents of deceased in mine accidents etc., are also recognised on the same basis as described above for defined benefits plan. These benefits do not have specific funding.

### 2.18 Foreign Currency

The company's reported currency and the functional currency for majority of its operations is in Indian Rupees (INR) being the principal currency of the economic environment in which it operates.

Transactions in foreign currencies are converted into the reported currency of the company using the exchange rate prevailing at the transaction date. Monetary assets and liabilities denominated in foreign currencies outstanding at the end of the reporting period are translated at the exchange rates prevailing as at the end of reporting period. Exchange differences arising on the settlement of monetary assets and liabilities or on translating monetary assets and liabilities at rates different from those at which they were translated on initial recognition during the period or in previous financial statements are recognised in Statement of Profit and Loss in the period in which they arise.

Non-monetary items denominated in foreign currency are valued at the exchange rates prevailing on the date of transactions.

### 2.19 Stripping Activity Expense/Adjustment

In case of opencast mining, the mine waste materials ("overburden") which consists of soil and rock on the top of coal seam is required to be removed to get access to the coal and its extraction. This waste removal activity is known as 'Stripping'. In opencast mines, the company has to incur such expenses over the life of the mine (as technically estimated).

Therefore, as a policy, in the mines with rated capacity of one million tonnes per annum and above, cost of Stripping is charged on technically evaluated average stripping ratio (OB:COAL) at each mine with due adjustment for stripping activity asset and ratio-variance account after the mines are brought to revenue.

Net of balances of stripping activity asset and ratio variance at the Balance Sheet date is shown as Stripping Activity Adjustment under the head Non - Current Provisions / Other Non-Current Assets as the case may be.



The reported quantity of overburden as per record is considered in calculating the ratio for OBR accounting where the variance between reported quantity and measured quantity is within the permissible limits, as detailed hereunder:-

Annual Quantum of OBR Of the Mine	Permissible limits of variance (%)
Less than 1 Mill. CUM	+/- 5%
Between 1 and 5 Mill. CUM	+/- 3%
More than 5 Mill. CUM	+/- 2%

However, where the variance is beyond the permissible limits as above, the measured quantity is considered.

In case of mines with rated capacity of less than one million tonne, the above policy is not applied and actual cost of stripping activity incurred during the year is recognised in Statement of Profit and Loss.

## 2.20 Inventories

### 2.20.1 Stock of Coal

Inventories of coal/coke are stated at lower of cost and net realisable value. Costs of inventories are calculated using the Weighted Average method. Net realisable value represents the estimated selling price of inventories less all estimated costs of completion and costs necessary to make the sale.

Book stock of coal is considered in the accounts where the variance between book stock and measured stock is up to +/- 5% and in cases where the variance is beyond +/- 5% the measured stock is considered. Such stock are valued at net realisable value or cost, whichever is lower. Coke is considered as a part of stock of coal.

Coal & coke-fines are valued at lower of cost or net realisable value and considered as a part of stock of coal.

Slurry (coking/semi-coking), middling of washeries and by products are valued at net realisable value and considered as a part of stock of coal.

### 2.20.2 Stores & Spares

The Stock of stores & spare parts (which also includes loose tools) at Central & Area stores are considered as per balances appearing in priced stores ledger and are valued at cost calculated on the basis of weighted average method. The inventory of stores & spare parts lying at collieries / sub-stores / drilling camps/ consuming centres are considered at the year-end only as per physically verified stores and are valued at cost.

Provisions are made at the rate of 100% for unserviceable, damaged and obsolete stores and spares and at the rate of 50% for stores & spares not moved for 5 years.

### 2.20.3 Other Inventories

Workshop jobs including work-in-progress are valued at cost. Stock of press jobs (including Work-in-Progress) and stationary at printing press and medicines at Central hospital are valued at cost.

However, Stock of stationery (other than lying at printing press), bricks, sand, medicine (except at Central Hospitals), aircraft spares and scraps are not considered in inventory considering their value not being significant.

## 2.21 Provisions, Contingent Liabilities & Contingent Assets

Provisions are recognized when the company has a present obligation (legal or constructive) as a result of a past event, and it is probable that an outflow of economic benefits will be required to settle the obligation and a reliable estimate of the amount of the obligation can be made. Where the time value of money is material, provisions are stated at the present value of the expenditure expected to settle the obligation.

All provisions are reviewed at each balance sheet date and adjusted to reflect the current best estimate.

Where it is not probable that an outflow of economic benefits will be required, or the amount cannot be estimated reliably, the obligation is disclosed as a contingent liability, unless the probability of outflow of economic benefits is remote. Possible obligations, whose existence will only be confirmed by the occurrence or non-occurrence of one or more future uncertain events not wholly within the control of the company, are also disclosed as contingent liabilities unless the probability of outflow of economic benefits is remote.

Contingent Assets are not recognised in the financial statements. However, when the realisation of income is virtually certain, then the related asset is not a contingent asset and its recognition is appropriate.

## 2.22 Earnings per share

Basic earnings per share are computed by dividing the net profit after tax by the weighted average number of equity shares outstanding during the period. Diluted earnings per shares is computed by dividing the profit after tax by the weighted average number of equity shares considered for deriving basic earnings per shares and also the weighted average number of equity shares that could have been issued upon conversion of all dilutive potential equity shares.

## 2.23 Judgements, Estimates and Assumptions

The preparation of the financial statements in conformity with Ind AS requires management to make estimates, judgements and assumptions that affect the application of accounting policies and the reported amounts of assets and liabilities, the disclosures of contingent assets and liabilities at the date of financial statements and the amount of revenue and expenses during the reported period. Application of accounting policies involving complex and subjective judgements and the use of assumptions in these financial statements have been disclosed. Accounting estimates could change from period to period. Actual results could differ from those estimates. Estimates and underlying assumptions are reviewed on an on-going basis. Revisions to accounting estimate are recognised in the period in which the estimates are revised and, if material, their effects are disclosed in the notes to the financial statements.

### 2.23.1 Judgements

In the process of applying the Company's accounting policies, management has made the following judgements, which have the most significant effect on the amounts recognised in the financial statements.

#### 2.23.1.1 Formulation of Accounting Policies

Accounting policies are formulated in a manner that result in financial statements containing relevant and reliable information about the transactions, other events and conditions to which they apply. Those policies need not be applied when the effect of applying them is immaterial.

In the absence of an Ind AS that specifically applies to a transaction, other event or condition, management has used its judgement in developing and applying an accounting policy that results in information that is relevant to the economic decision-making needs of users and reliable in that financial statements represent faithfully the financial position, financial performance and cash flows of the Company; (i) reflect the economic substance of transactions, other events and conditions, and not merely the legal form; (ii) are neutral, i.e. free from bias; (iii) are prudent; and (iv) are complete in all material respects on a consistent basis

In making the judgement management refers to and considers the applicability of the following sources in descending order:

- a. the requirements in Ind ASs dealing with similar and related issues; and
- b. the definitions, recognition criteria and measurement concepts for assets, liabilities, income and expenses in the Framework.

In making the judgement, management considers the most recent pronouncements of International Accounting Standards Board and in absence thereof those of the other standard-setting bodies that use a similar conceptual framework to develop accounting standards, other accounting literature and accepted industry practices to the extent that these do not conflict with the sources in above paragraph.

The Company operates in the mining sector (a sector where the exploration, evaluation, development production phases are based on the varied topographical and geomining terrain spread over the lease period running over decades and prone to constant changes), the accounting policies whereof have evolved based on specific industry practices supported by research committees and approved by the various regulators owing to its consistent application over the last several decades. In the absence of specific accounting literature, guidance and standards in certain specific areas which are in the process of evolution. The Company continues to strive to develop accounting policies in line with the development of accounting literature and any development therein shall be accounted for prospectively as per the procedure laid down above more particularly in Ind AS 8. The financial statements are prepared on going concern basis using accrual basis of accounting.



### 2.23.1.2 Materiality

Ind AS applies to items which are material. Management uses judgement in deciding whether individual items or groups of item are material in the financial statements. Materiality is judged by reference to the nature or magnitude or both of the item. The deciding factor is whether omitting or misstating or obscuring an information could individually or in combination with other information collectively influence the decisions that primary users make on the basis of the financial statements. Management also uses judgement of materiality for determining the compliance requirement of the Ind AS. Further the Company may also be required to present separately immaterial items when required by law.

W.e.f. 01.04.2019 errors/omissions discovered in the current year relating to prior periods are treated as immaterial and adjusted during the current year, if all such errors and omissions in aggregate does not exceed 1% of total revenue from Operation (net of statutory levies) as per the last audited financial statement of the company.

### 2.23.2 Estimates and assumptions

The key assumptions concerning the future and other key sources of estimation uncertainty at the reporting date, that have a significant risk of causing a material adjustment to the carrying amounts of assets and liabilities within the next financial year, are described below. The Company based its assumptions and estimates on parameters available when the consolidated financial statements were prepared. Existing circumstances and assumptions about future developments, however, may change due to market changes or circumstances arising that are beyond the control of the Company. Such changes are reflected in the assumptions when they occur.

#### 2.23.2.1 Impairment of non-financial assets

There is an indication of impairment if, the carrying value of an asset or cash generating unit exceeds its recoverable amount, which is the higher of its fair value less costs of disposal and its value in use. Company considers individual mines as separate cash generating units for the purpose of test of impairment. The value in use calculation is based on a DCF model. The cash flows are derived from the budget for the next five years and do not include restructuring activities that the Company is not yet committed to or significant future investments that will enhance the asset's performance of the CGU being tested. The recoverable amount is sensitive to the discount rate used for the DCF model as well as the expected future cash inflows and the growth rate used for extrapolation purposes. These estimates are most relevant to other mining infrastructures. The key assumptions used to determine the recoverable amount for the different CGUs, are disclosed and further explained in respective notes.

#### 2.23.2.2 Taxes

Deferred tax assets are recognised for unused tax losses to the extent that it is probable that taxable profit will be available against which the losses can be utilised. Significant management judgement is required to determine the amount of deferred tax assets that can be recognised, based upon the likely timing and the level of future taxable profits together with future tax planning strategies.

#### 2.23.2.3 Defined benefit plans

The cost of the defined benefit gratuity plan and other post-employment medical benefits and the present value of the gratuity obligation are determined using actuarial valuations. An actuarial valuation involves making various assumptions that may differ from actual developments in the future. These include the determination of the discount rate, future salary increases and mortality rates.

Due to the complexities involved in the valuation and its long-term nature, a defined benefit obligation is highly sensitive to changes in these assumptions. All assumptions are reviewed at each reporting date. The parameter most subject to change is the discount rate. In determining the appropriate discount rate for plans operated in India, the management considers the interest rates of government bonds in currencies consistent with the currencies of the post-employment benefit obligation.

The mortality rate is based on publicly available mortality tables of the country. Those mortality tables tend to change only at interval in response to demographic changes. Future salary increases and gratuity increases are based on expected future inflation rate.

#### 2.23.2.4 Fair value measurement of financial instruments

When the fair values of financial assets and financial liabilities recorded in the balance sheet cannot be measured based on quoted prices in active markets, their fair value is measured using generally accepted valuation techniques including the DCF model. The inputs to these models are taken from observable markets where possible, but where this is not feasible, a degree of judgement is required in establishing fair values. Judgements include considerations of inputs such as liquidity risk, credit risk, volatility and other relevant input /considerations. Changes in assumptions and estimates about these factors could affect the reported fair value of financial instruments.

#### 2.23.2.5 Intangible asset under development

The Company capitalises intangible asset under development for a project in accordance with the accounting policy. Initial capitalisation of costs is based on management's judgement that technological and economic feasibility is confirmed, usually when a project report is formulated and approved.

#### 2.23.2.6 Provision for Mine Closure, Site Restoration and Decommissioning Obligation

In determining the fair value of the provision for Mine Closure, Site Restoration and Decommissioning Obligation, assumptions and estimates are made in relation to discount rates, the expected cost of site restoration and dismantling and the expected timing of those costs. The Company estimates provision using the DCF method considering life of the project/mine based on

- i. Estimated cost per hectare as specified in guidelines issued by Ministry of Coal, Government of India;
- ii. The discount rate (pre tax rate) that reflect current market assessments of the time value of money and the risks specific to the liability.

#### 2.24 Abbreviation used:

a.	CGU	Cash generating unit
b.	DCF	Discounted Cash Flow
c.	FVTOCI	Fair value through Other Comprehensive Income
d.	FVTPL	Fair value through Profit & Loss
e.	GAAP	Generally accepted accounting principal
f.	Ind AS	Indian Accounting Standards
g.	OCI	Other Comprehensive Income
h.	P&L	Profit and Loss
i.	PPE	Property, Plant and Equipment
j.	SPPI	Solely Payment of Principal and Interest
k.	EIR	Effective Interest Rate

# NOTES TO THE FINANCIAL STATEMENTS

**NOTE 3 : PROPERTY, PLANT AND EQUIPMENTS**

(₹ in Crore)

	Freehold Land	Other Land	Building (including water supply, roads and culverts)	Plant and Equipments	Telecommunication	Railway Sidings	Land Reclamation/ Site Restoration Costs	Furniture and Fixtures	Office Equipments	Vehicles	Aircraft	Other Mining Infrastructure	Others	Surveyed Off Assets	Total
<b>Carrying Amount:</b>															
As at 01-04-2019	223.21	708.23	476.90	1,696.35	22.22	29.31	332.89	174.41	30.72	2.51	-	645.12	-	4.33	4,346.20
Additions	43.96	158.83	97.44	96.13	0.93	10.99	23.30	16.52	4.44	0.27	-	156.93	0.02	1.72	611.48
Deletions/Adjustments	0.51	-	(0.30)	(33.50)	-	-	-	(1.56)	0.27	0.01	-	(0.01)	2.53	(0.88)	(32.93)
<b>As at 31-03-2020</b>	<b>267.68</b>	<b>867.06</b>	<b>574.04</b>	<b>1,758.98</b>	<b>23.15</b>	<b>40.30</b>	<b>356.19</b>	<b>189.37</b>	<b>35.43</b>	<b>2.79</b>	<b>-</b>	<b>802.04</b>	<b>2.55</b>	<b>5.17</b>	<b>4,924.75</b>
As at 01-04-2020	267.68	867.06	574.04	1,758.98	23.15	40.30	356.19	189.37	35.43	2.79	-	802.04	2.55	5.17	4,924.75
Additions	77.13	321.27	76.89	115.25	0.90	142.26	15.82	31.67	1.68	-	-	129.09	-	0.43	912.39
Deletions/Adjustments	0.74	-	(0.01)	(14.29)	-	-	-	0.11	(0.69)	-	-	(8.84)	-	(0.03)	(23.01)
<b>As at 31-03-2021</b>	<b>345.55</b>	<b>1,188.33</b>	<b>650.92</b>	<b>1,859.94</b>	<b>24.05</b>	<b>182.56</b>	<b>372.01</b>	<b>221.15</b>	<b>36.42</b>	<b>2.79</b>	<b>-</b>	<b>922.29</b>	<b>2.55</b>	<b>5.57</b>	<b>5,814.13</b>
<b>Accumulated Depreciation and Impairment</b>															
As at 01-04-2019	-	179.83	108.87	542.73	9.66	6.51	131.96	85.12	5.27	0.92	-	278.63	-	4.33	1,353.83
Charge for the year	-	85.14	33.89	208.36	2.89	2.60	38.26	15.63	5.85	0.28	-	44.45	-	-	437.35
Impairment (Net)	-	-	-	0.25	-	-	-	-	-	-	-	(9.87)	-	1.68	(7.94)
Deletions/Adjustments	-	-	0.08	3.24	-	-	-	(33.56)	0.15	0.01	-	1.08	2.53	(0.84)	(27.31)
<b>As at 31-03-2020</b>	<b>-</b>	<b>264.97</b>	<b>142.84</b>	<b>754.58</b>	<b>12.55</b>	<b>9.11</b>	<b>170.22</b>	<b>67.19</b>	<b>11.27</b>	<b>1.21</b>	<b>-</b>	<b>314.29</b>	<b>2.53</b>	<b>5.17</b>	<b>1,755.93</b>
As at 01-04-2020	-	264.97	142.84	754.58	12.55	9.11	170.22	67.19	11.27	1.21	-	314.29	2.53	5.17	1,755.93

## NOTES TO THE FINANCIAL STATEMENTS

	Freehold Land	Other Land	Building (including water supply, roads and culverts)	Plant and Equipments	Telecommunication	Railway Sidings	Land Reclamation/Site Restoration Costs	Furniture and Fixtures	Office Equipments	Vehicles	Aircraft	Other Mining Infrastructure	Others	Surveyed Off Assets	Total
Charge for the year	-	86.63	36.98	194.77	2.80	3.07	35.48	20.18	5.35	0.24	-	64.78	-	-	450.28
Impairment (Net)	-	-	-	0.78	-	-	-	-	-	-	-	29.04	-	0.43	30.25
Deletions/Adjustments	-	-	0.04	(3.39)	-	-	-	0.12	(0.64)	-	-	9.03	-	(0.03)	5.13
<b>As at 31-03-2021</b>	-	<b>351.60</b>	<b>179.86</b>	<b>946.74</b>	<b>15.35</b>	<b>12.18</b>	<b>205.70</b>	<b>87.49</b>	<b>15.98</b>	<b>1.45</b>	-	<b>417.14</b>	<b>2.53</b>	<b>5.57</b>	<b>2,241.59</b>
<b>Net Carrying Amount</b>															
<b>As at 31-03-2021</b>	<b>345.55</b>	<b>836.73</b>	<b>471.06</b>	<b>913.20</b>	<b>8.70</b>	<b>170.38</b>	<b>166.31</b>	<b>133.66</b>	<b>20.44</b>	<b>1.34</b>	-	<b>505.15</b>	<b>0.02</b>	-	<b>3,572.54</b>
<b>As at 31-03-2020</b>	<b>267.68</b>	<b>602.09</b>	<b>431.20</b>	<b>1,004.40</b>	<b>10.60</b>	<b>31.19</b>	<b>185.97</b>	<b>122.18</b>	<b>24.16</b>	<b>1.58</b>	-	<b>487.75</b>	<b>0.02</b>	-	<b>3,168.82</b>

### Note:

- Land acquired in pursuance to Coal Mines (Nationalisation) Act, 1973, does not require title deeds separately for corresponding land. All other title deeds for land acquired are in possession and are mutated in favour of company except in few cases of freehold lands, where same is under progress pending legal formalities. Compilation and reconciliation of documents/ deeds in respect of the 720.00 Hectare of Land is in progress.
- Land- Others also includes Land acquired under Coal Bearing Areas (Acquisition and Development) Act, 1957 and Land Acquisition Act, 1894.
- Land Reclamation/Site Restoration cost comprises of estimated cost to be incurred at the stage of mine closure duly escalated for inflation (5% p.a.) and then discounted at 8 % discount rate that reflects current market rate of fair value and the risk.
- The assets and liabilities taken over from Coal Mines Labour Welfare Organisation and Coal Mines Rescue Organisation, for which no quantitative details are available, have not been incorporated in the accounts pending determination of value thereof. The formal Transfer Deeds/Agreement for Assets & Liabilities transferred and taken over by the Company in respect of Coal Mines Labour Welfare Organisation, Kalla & Central hospital along with 4 other Hospitals/Dispensaries, Mines Rescue Station, Barakar Engineering & Foundry Works are yet to be finalised and executed in favour of the Company.
- Depreciation has been provided on the basis of useful life determined as per technical estimate.
- Company considers individual mines as separate cash generating units for the purpose of test of impairment and the same is calculated on DCF model considering projected cash flow for next five years. The discount rate has been considered @8%. Based on above calculation, Impairment amounting to ₹ 30.25 Crore (₹ 29.45 Crore) has been charged and NIL (₹ 37.39 Crore) has been reversed during the year and shown under the head Depreciation/Amortization in Statement of Profit and Loss.
- Building includes Roads & Culverts situated in the residential/office/mining areas.
- Pending completion of legal formalities for transfer of assets and liabilities to the Company, certain Assets including Mining Rights etc. continue to be in the name of CIL.



## NOTES TO THE FINANCIAL STATEMENTS

### NOTE 4 : CAPITAL WORK-IN-PROGRESS

(₹ in Crore)

	Building (including water supply, roads and culverts)	Plant and Equipments	Railway Sidings	Development	Others	Total
<b>Carrying Amount:</b>						
As at 01-04-2019	57.53	42.47	125.40	69.41	12.71	307.52
Additions	77.52	197.46	30.77	158.77	10.63	475.15
Capitalisation/ Deletions	(94.57)	(44.25)	(9.01)	(139.28)	(10.57)	(297.68)
<b>As at 31-03-2020</b>	<b>40.48</b>	<b>195.68</b>	<b>147.16</b>	<b>88.90</b>	<b>12.77</b>	<b>484.99</b>
As at 01-04-2020	40.48	195.68	147.16	88.90	12.77	484.99
Additions	98.48	235.66	46.43	135.63	14.29	530.49
Capitalisation/ Deletions	(74.82)	(76.07)	(141.36)	(106.57)	(10.56)	(409.38)
<b>As at 31-03-2021</b>	<b>64.14</b>	<b>355.27</b>	<b>52.23</b>	<b>117.96</b>	<b>16.50</b>	<b>606.10</b>
<b>Provision and Impairment</b>						
As at 01-04-2019	(0.11)	(1.22)	(0.90)	6.22	(0.01)	3.98
Charge for the year	0.21	-	-	-	0.07	0.28
Impairment (Net)	-	-	-	4.94	-	4.94
Deletions/ Adjustments	-	-	-	2.48	-	2.48
<b>As at 31-03-2020</b>	<b>0.10</b>	<b>(1.22)</b>	<b>(0.90)</b>	<b>13.64</b>	<b>0.06</b>	<b>11.68</b>
As at 01-04-2020	0.10	(1.22)	(0.90)	13.64	0.06	11.68
Charge for the year	-	0.33	-	-	-	0.33
Impairment (Net)	-	0.35	-	12.55	-	12.90
Deletions/ Adjustments	-	2.33	0.90	(9.32)	-	(6.09)
<b>As at 31-03-2021</b>	<b>0.10</b>	<b>1.79</b>	<b>-</b>	<b>16.87</b>	<b>0.06</b>	<b>18.82</b>
<b>Net Carrying Amount</b>						
<b>As at 31-03-2021</b>	<b>64.04</b>	<b>353.48</b>	<b>52.23</b>	<b>101.09</b>	<b>16.44</b>	<b>587.28</b>
<b>As at 31-03-2020</b>	<b>40.38</b>	<b>196.90</b>	<b>148.06</b>	<b>75.26</b>	<b>12.71</b>	<b>473.31</b>

#### Note:

1. Impairment amounting to ₹ 12.90 Crore (₹ 7.34 Crore) has been charged and NIL (₹ 2.40 Crore) has been reversed during the year and shown under the head Depreciation/Amortization in Statement of Profit and Loss.

## NOTES TO THE FINANCIAL STATEMENTS

### NOTE 5 : Exploration and Evaluation Assets

(₹ in Crore)

	Exploration and Evaluation Costs
<b>Carrying Amount:</b>	
As at 01-04-2019	600.00
Additions	16.04
Deletions/Adjustments	(0.29)
<b>As at 31-03-2020</b>	<b>615.75</b>
As at 01-04-2020	615.75
Additions	44.02
Deletions/Adjustments	(4.31)
<b>As at 31-03-2021</b>	<b>655.46</b>
<b>Provision and Impairment</b>	
As at 01-04-2019	-
Charge for the year	-
Impairment (Net)	-
Deletions/Adjustments	-
<b>As at 31-03-2020</b>	<b>-</b>
As at 01-04-2020	-
Charge for the year	-
Impairment (Net)	-
Deletions/Adjustments	-
<b>As at 31-03-2021</b>	<b>-</b>
<b>Net Carrying Amount</b>	
<b>As at 31-03-2021</b>	<b>655.46</b>
<b>As at 31-03-2020</b>	<b>615.75</b>

#### Note:

1. Exploration and evaluation assets includes ₹ 443.84 Crore (₹ 417.44 Crore) towards allotment of three coal blocks namely Amrakonda-Murgadangal, Brahamini and Chichri-Pistimal in the state of Jharkhand.



## NOTES TO THE FINANCIAL STATEMENTS

### NOTE 6 : OTHER INTANGIBLE ASSETS

(₹ in Crore)

	Computer Software	Others	Total
<b>Carrying Amount:</b>			
As at 01-04-2019	-	-	-
Additions	-	-	-
Deletions/Adjustments	-	-	-
<b>As at 31-03-2020</b>	-	-	-
As at 01-04-2020	-	-	-
Additions	3.20	-	3.20
Deletions/Adjustments	-	-	-
<b>As at 31-03-2021</b>	<b>3.20</b>	-	<b>3.20</b>
<b>Amortisation and Impairment</b>			
As at 01-04-2019	-	-	-
Charge for the year	-	-	-
Impairment	-	-	-
Deletions/Adjustments	-	-	-
<b>As at 31-03-2020</b>	-	-	-
As at 01-04-2020	-	-	-
Charge for the year	0.42	-	0.42
Impairment	-	-	-
Deletions/Adjustments	-	-	-
<b>As at 31-03-2021</b>	<b>0.42</b>	-	<b>0.42</b>
<b>Net Carrying Amount</b>			
<b>As at 31-03-2021</b>	<b>2.78</b>	-	<b>2.78</b>
<b>As at 31-03-2020</b>	-	-	-

## NOTES TO THE FINANCIAL STATEMENTS

### NOTE - 7 : INVESTMENTS

(₹ in Crore)

	Number of shares current period/(previous year)	Face value per share current period/(previous year)	As at 31-03-2021	As at 31-03-2020
<b>Non Current</b>				
<b>Others (in Co-operative Shares)</b>				
i)"B" class shares in Coal Mines Officers Co-operative Credit Society Ltd.	500 (500)	1000 (1000)	0.05	0.05
ii) 1000 "D" class shares in Dishergarh Colliery Worker's Central Co-operative Store Ltd.	1000 (1000)	100 (100)	0.01	0.01
iii) 4000 shares in the Mugma Coalfield Colliery Worker's Central Co-operative Store Ltd	4000 (4000)	25 (25)	0.01	0.01
iv)"B" class shares in Sodepur Colliery Employee's Co-operative Credit Society Ltd.	500 (500)	100 (100)	0.005	0.005
v)"B" class shares in Dhenomain Colliery Employees' Co-operative Credit Society Ltd.	500 (500)	100 (100)	0.005	0.005
<b>Total</b>			<b>0.08</b>	<b>0.08</b>
Aggregate amount of unquoted investments			0.08	0.08
Aggregate amount of quoted investments			-	-
Market value of quoted investments			-	-
Aggregate amount of impairment in value of investments			-	-
<b>Notes:</b>				
1. Shares of employees co-operative societies considered at amortized cost.				
<b>Current</b>				
<b>Mutual Fund Investment</b>				
UTI Mutual Fund			-	-
LIC Mutual Fund			-	-
SBI Mutual Fund			-	-
Canara Robeco Mutual Fund			-	-
Union KBC Mutual Fund			-	-
BOI AXA Mutual Fund			-	-
<b>8.5% Tax Free Special Bonds (Fully Paid up) :</b>				
UP			-	-
<b>Total</b>			-	-
Aggregate amount of Quoted Investment			-	-
Aggregate amount of unquoted investments			-	-
Market value of Quoted Investment			-	-
Aggregate amount of impairment in value of investments			-	-



## NOTES TO THE FINANCIAL STATEMENTS

**NOTE - 8 : LOANS**

(₹ in Crore)

	As at 31-03-2021		As at 31-03-2020	
<b>Non-Current</b>				
<b>Other Loans</b>				
Secured, considered good	0.02		0.05	
Unsecured, considered good	-		-	
Have significant increase in credit risk	-		-	
Credit impaired	-		-	
	0.02		0.05	
Less: Allowance for doubtful loans	-	0.02	-	0.05
<b>Total</b>		<b>0.02</b>		<b>0.05</b>
<b>CLASSIFICATION</b>				
Secured, considered good	0.02		0.05	
Unsecured, Considered good	-		-	
Have significant increase in credit risk	-		-	
Credit impaired	-		-	
<b>Current</b>				
<b>Other Loans</b>				
Secured, considered good	-		-	
Unsecured, considered good	-		-	
Have significant increase in credit risk	-		-	
Credit impaired	-		-	
	-		-	
Less: Allowance for doubtful loans	-	-	-	-
<b>Total</b>		<b>-</b>		<b>-</b>

## NOTES TO THE FINANCIAL STATEMENTS

### NOTE - 9 : OTHER FINANCIAL ASSETS

(₹ in Crore)

	As at 31-03-2021		As at 31-03-2020	
<b>Non Current</b>				
Bank deposits		0.22		0.12
Deposits with bank under				
Mine Closure Plan*		699.42		632.97
Shifting & Rehabilitation Fund scheme		-		-
Other deposits & Receivables**	21.07		21.07	
Less : Allowance for doubtful deposits & receivables	21.07	-	21.07	-
<b>Total</b>		<b>699.64</b>		<b>633.09</b>

#### Notes:

\* ₹ 68.56 Crore (₹ 148.37 Crore) has been deposited and ₹ 32.52 Crore (NIL) has been released from Union Bank of India towards Mine closure Escrow Account during the year.

\*\* ₹ 30.41 Crores (₹ 32.31 Crore) has been credited by Union Bank of India as Interest towards Mine Closure Escrow Account during the year.

\*\* Other deposits & receivable includes ₹ 20.86 Crore (₹ 20.86 Crore) as refund of electricity duty receivables from Government of West Bengal.

#### Reconciliation of Escrow Account Balance:

(₹ in Crore)

	As at 31-03-2021		As at 31-03-2020	
Balance in Escrow Account on opening date	632.97		452.29	
Add: Balance Deposited during Current Period	68.56		148.37	
Add: Interest Credited during the Period	30.41		32.31	
Less: Amount Withdrawn during Current Period	32.52		-	
Balance in Escrow Account on Closing date	<b>699.42</b>		<b>632.97</b>	
<b>Current</b>				
Surplus Fund with CIL		-		-
Current Account Balance with Coal India Limited		-		-
Interest accrued		14.65		236.14
Claims & Other Receivables	24.81		36.74	
Less : Allowance for doubtful claims	5.97	18.84	5.81	30.93
<b>Total</b>		<b>33.49</b>		<b>267.07</b>



## NOTES TO THE FINANCIAL STATEMENTS

### NOTE 10 : OTHER NON-CURRENT ASSETS

(₹ in Crore)

	As at 31-03-2021		As at 31-03-2020	
i. Capital Advances	248.70		277.30	
Less : Provision for doubtful advances	1.48	247.22	1.48	275.82
ii. Advances other than capital advances				
a. Security Deposit for utilities*	4.06		3.74	
Less :Provision for doubtful deposits	1.52	2.54	1.52	2.22
b. Other Deposits and Advances	47.56		47.36	
Less :Provision for doubtful deposits	0.13	47.43	0.13	47.23
iii. Progressive Mine Closure Expense incurred**		462.73		339.86
<b>Total</b>		<b>759.92</b>		<b>665.13</b>

**Note:**

- \* Security Deposit for Utilities includes ₹ 2.21 Crore (₹ 2.21 Crore) deposited to Ministry of Internal Affairs towards security deposit to augment CISF wing strength.
- \*\* Progressive Mine Closure Expense incurred are due to be received from Escrow Account maintained for the purposes. Audit has been conducted by CCO through CMPDIL of ₹ 65.05 Crore for reimbursement of mine closure expenses from Escrow Account, out of which ₹ 32.52 Crore has been received by the company during the year.

### NOTE -11 : OTHER CURRENT ASSETS

(₹ in Crore)

	As at 31-03-2021		As at 31-03-2020	
Advance for Revenue (Goods & Services)	41.30		38.73	
Less : Provision for doubtful advances	0.02	41.28	0.02	38.71
Advance payment of statutory dues	224.68		266.67	
Less : Provision for doubtful advances	-	224.68	-	266.67
Other Advances & Deposits	33.69		228.96	
Less: Provision for Doubtful Advances	1.89	31.80	1.89	227.07
Input Tax Credit Receivable		324.30		270.88
<b>Total</b>		<b>622.06</b>		<b>803.33</b>

**Note:**

1. Other Current Assets are unsecured and considered good except certain doubtful advances for which full provision has been created as above.

## NOTES TO THE FINANCIAL STATEMENTS

### NOTE - 12 : INVENTORIES

(₹ in Crore)

	As at 31-03-2021		As at 31-03-2020	
Stock of Coal	622.73		321.92	
Add: Coal under Development	-		-	
Stock of Coal (Net) ( A )		622.73		321.92
Stock of Stores & Spares (at cost)	161.67		165.50	
Add: Stores-in-transit	11.40		0.87	
Net Stock of Stores & Spares (at cost) ( B )		173.07		166.37
Stock of Medicine at Central Hospital ( C )		0.78		0.59
Workshop Jobs & Press Jobs ( D )		13.78		13.88
<b>Total ( A + B + C + D )</b>		<b>810.36</b>		<b>502.76</b>

#### Note:

1. Method of valuation : Refer to point no 2.20 of Note 2 - Significant Accounting Policy.

Reconciliation of Closing Stock of Coal adopted in Accounts with Book Stock as on 31-03-2021

#### ANNEXURE TO NOTE - 12 (1)

#### RECONCILIATION OF BOOK STOCK & MEASURED STOCK

(Qty in Lakh Tonnes) (Value ₹ in Crore)

	Overall Stock		Non-Vendable Stock		Vendable Stock	
	Qty.	Value	Qty.	Value	Qty.	Value
Opening Stock as on 01.04.2020	33.36	323.25	-	-	33.36	323.25
Add/(Less): Adjustment in Opening Stock	-	-	-	-	-	-
Adjusted Opening Stock as on 01.04.2020	<b>33.36</b>	<b>323.25</b>	-	-	<b>33.36</b>	<b>323.25</b>
2. Production for the Year	450.05		-		450.05	
<b>3. Sub-Total ( 1 + 2 )</b>	<b>483.41</b>	<b>323.25</b>	-	-	<b>483.41</b>	<b>323.25</b>
<b>4. Off-Take for the Period :</b>						
A. Outside Despatch	418.62	10,256.39	-	-	418.62	10,256.39
B. Coal feed to Washeries	-	-	-	-	-	-
C. Own Consumption	1.77	52.93	-	-	1.77	52.93
<b>Total</b>	<b>420.39</b>	<b>10,309.32</b>	-	-	<b>420.39</b>	<b>10,309.32</b>
5. Derived Stock	63.02	624.04	-	-	63.02	624.04
6. Measured Stock	61.25	607.56	-	-	61.25	607.56
7. Difference ( 5 - 6 )	1.77	16.48	-	-	1.77	16.48



## NOTES TO THE FINANCIAL STATEMENTS

(Qty in Lakh Tonnes) (Value ₹ in Crore)

	Overall Stock		Non-Vendable Stock		Vendable Stock	
	Qty.	Value	Qty.	Value	Qty.	Value
8. Break-up of Difference:						
a. Excess within 5%	-	0.01	-	-	-	0.01
b. Shortage within 5%	1.77	16.49	-	-	1.77	16.49
c. Excess beyond 5%	-	-	-	-	-	-
d. Shortage beyond 5%	-	-	-	-	-	-
<b>9. Closing stock adopted in Accounts [6 - 8a + 8b]</b>	<b>63.02</b>	<b>624.04</b>	<b>-</b>	<b>-</b>	<b>63.02</b>	<b>624.04</b>

Note: Production includes Seized Coal of 0.01 Lakh Tonne.

## NOTES TO THE FINANCIAL STATEMENTS

## ANNEXURE TO NOTE - 12 (1)

## RECONCILIATION OF BOOK STOCK &amp; MEASURED STOCK

(Qty in Lakh Tonnes) (Value ₹ in Crore)

	Raw Coal		Washed Coal		Other Products		Total	
	Coking		Coking		Non-Coking			
	Qty.	Value	Qty.	Value	Qty.	Value	Qty.	Value
<b>Opening Stock (Audited)</b>	-	-	33.36	323.25	-	-	33.36	323.25
Less: Non-vendable Coal	-	-	-	-	-	-	-	-
Adj. Opening Stock (Vendable)	-	-	33.36	323.25	-	-	33.36	323.25
<b>Production</b>	-	-	<b>450.05</b>	-	-	-	<b>450.05</b>	-
<b>Offtake</b>								
a. Outside Despatch	-	-	418.62	10,256.39	-	-	418.62	10,256.39
b. Coal feed to Washeries	-	-	-	-	-	-	-	-
c. Own Consumption	-	-	1.77	52.93	-	-	1.77	52.93
<b>Closing Stock</b>	-	-	63.02	624.04	-	-	63.02	624.04
Less: Shortage	-	-	-	-	-	-	-	-
<b>Closing Stock as on 31-03-2021</b>	-	-	<b>63.02</b>	<b>624.04</b>	-	-	<b>63.02</b>	<b>624.04</b>
Less: Provision against Closing Stock of Coal	-	-	-	0.37	-	-	-	0.37
Less: Provision for Seized Coal	-	-	-	0.94	-	-	-	0.94
<b>Closing Stock as on 31-03-2021</b>	-	-	<b>63.02</b>	<b>622.73</b>	-	-	<b>63.02</b>	<b>622.73</b>



## NOTES TO THE FINANCIAL STATEMENTS

### NOTE - 13 : TRADE RECEIVABLES

(₹ in Crore)

	As at 31-03-2021		As at 31-03-2020	
<b>Current</b>				
Trade receivables				
Secured, considered good	-		-	
Unsecured, considered good	4,423.53		3,316.46	
Have significant increase in credit risk	-		-	
Credit impaired	369.81		383.16	
	4,793.34		3,699.62	
Less : Allowance for bad & doubtful debts	369.81	4,423.53	383.16	3,316.46
<b>Total</b>		<b>4,423.53</b>		<b>3,316.46</b>

#### Notes:

	As at 31-03-2021		As at 31-03-2020	
1. Due by the Companies in which directors of the company is also a director/member				
Closing Balance		NIL		NIL
Maximum Amount Due at Any Time		NIL		NIL
2. Due by the parties in which the Director(s) of company is /are interested				
Closing Balance		NIL		NIL
Maximum Amount Due at Any Time		NIL		NIL
3. The details of allowance are as under :-				
Opening Balance		383.16		307.05
Less:- Settled/Written off/adjusted against opening debtors		-		1.00
Add:- New provision during the period		26.20		91.74
Less:- Written back from opening provision		39.55		14.63
<b>Closing Balance</b>		<b>369.81</b>		<b>383.16</b>
4. Allowance for Sundry Debtors is made on Expected Credit Loss Model.				
5. Trade Receivables above is net of provision for coal quality variance of ₹ -79.97 Crore (₹ 121.99 Crore).				

## NOTES TO THE FINANCIAL STATEMENTS

### NOTE - 14 : CASH AND CASH EQUIVALENTS

(₹ in Crore)

	As at 31-03-2021	As at 31-03-2020
Balances with Banks		
i. In Deposit Accounts	-	-
ii. In Current Accounts		
a. Interest Bearing (CLTD Accounts etc.)	442.30	77.49
b. Non-interest Bearing	502.86	15.79
iii. In Cash Credit Accounts	-	-
Bank Balances outside India	-	-
Cheques, Drafts and Stamps in hand	-	-
Cash on hand	-	-
Cash on hand outside India	-	-
Others	-	-
<b>Total Cash and Cash Equivalents</b>	<b>945.16</b>	<b>93.28</b>

### NOTE - 15 : OTHER BANK BALANCES

(₹ in Crore)

	As at 31-03-2021	As at 31-03-2020
Balances with Banks:		
Deposit accounts	566.50	3,873.27
Mine Closure Plan	-	-
Shifting and Rehabilitation Fund scheme	-	-
Unpaid dividend accounts	-	-
Dividend accounts	-	-
<b>Total</b>	<b>566.50</b>	<b>3,873.27</b>

**Note:**

1. Bank deposits are for more than 3 months but less than 12 months maturity.



## NOTES TO THE FINANCIAL STATEMENTS

### NOTE - 16 : EQUITY SHARE CAPITAL

(₹ in Crore)

	As at 31-03-2021	As at 31-03-2020
<b>Authorised</b>		
25000000 Equity Shares of ₹ 1000/- each	2,500.00	2,500.00
	2,500.00	2,500.00
<b>Issued, Subscribed and Paid-up</b>		
10390000 Equity Shares of ₹ 1000/- each fully paid in cash	1,039.00	1,039.00
11794500 Equity Shares of ₹ 1000/- each allotted as fully paid up for consideration received other than cash	1,179.45	1,179.45
	<b>2,218.45</b>	<b>2,218.45</b>

#### Notes:

1. Shares in the company held by each shareholder holding more than 5% Shares

#### Name of Shareholder

Coal India Limited - Holding Company (Equity Share)

Coal India Limited - Holding Company (% of Equity Share holding)

2. There was no change in the Number of Equity Shares during the year.

3. The Company has only one class of shares i.e Equity Shares.

#### No. of Shares Held (Face value of ₹ 1000 each)

2,21,84,500      2,21,84,500

100%              100%

## NOTES TO THE FINANCIAL STATEMENTS

## NOTE 17 : OTHER EQUITY

(₹ in Crore)

	Equity Portion of Preference Share Capital	Other Reserves				General Reserve	Retained Earnings	Total Other Comprehensive Income	Total
		Capital Redemption Reserve	Capital Reserve	CSR Reserve	Sustainable Development Reserve				
<b>Balance as at 01-04-2019</b>	855.61	-	-	-	832.71	(3,002.57)	144.31	(1,169.94)	
Transfer to Retained Earnings	-	-	-	-	-	-	-	-	
Transfer from Other reserves/Retained earnings	-	-	-	-	-	-	-	-	
Total comprehensive income during the year	-	-	-	-	-	997.65	(163.28)	834.37	
Appropriations	-	-	-	-	-	-	-	-	
Transfer to General reserve	-	-	-	-	-	-	-	-	
Transfer to Other reserves	-	-	-	-	-	-	-	-	
Interim Dividend	-	-	-	-	-	-	-	-	
Final Dividend	-	-	-	-	-	-	-	-	
Corporate Dividend tax	-	-	-	-	-	-	-	-	
Any other change (to be specified)	-	-	-	-	-	-	-	-	
<b>Balance as at 31-03-2020</b>	855.61	-	-	-	832.71	(2,004.92)	(18.97)	(335.57)	
<b>Balance as at 01-04-2020</b>	855.61	-	-	-	832.71	(2,004.92)	(18.97)	(335.57)	
Additions during the period	-	-	-	-	-	-	-	-	
Adjustments during the period	-	-	-	-	-	-	-	-	
Transfer to Retained Earnings	-	-	-	-	-	-	-	-	
Transfer from Other reserves/Retained earnings	-	-	-	-	-	-	-	-	
Total comprehensive income during the period	-	-	-	-	-	(759.58)	(234.48)	(994.06)	
Appropriations	-	-	-	-	-	-	-	-	
Transfer to General reserve	-	-	-	-	-	-	-	-	

# NOTES TO THE FINANCIAL STATEMENTS

( A Subsidiary of Coal India Limited)

## NOTES TO THE FINANCIAL STATEMENTS

### NOTE 17 : OTHER EQUITY

	Equity Portion of Preference Share Capital	Other Reserves			General Reserve	Retained Earnings	Total Other Comprehensive Income	Total
		Capital Redemption Reserve	Capital Reserve	CSR Reserve				
Transfer to Other reserves	-	-	-	-	-	-	-	-
Interim Dividend	-	-	-	-	-	-	-	-
Final Dividend	-	-	-	-	-	-	-	-
Corporate Dividend tax	-	-	-	-	-	-	-	-
Any other change	-	-	-	-	-	-	-	-
<b>Balance as at 31-03-2021</b>	<b>855.61</b>	-	-	-	<b>832.71</b>	<b>(2,764.50)</b>	<b>(253.45)</b>	<b>(1,329.63)</b>

#### Notes:

- |   | 31-03-2021 | 31-03-2020 |
|---|------------|------------|
| 1. Authorised Share Capital of Preference Share Capital   |            |            |
| 21000000 6% Non Convertible Cumulative, Redeemable Preference Shares of ₹ 1000/- each   | 2,100.00   | 2,100.00   |
| 2. There was no change in the Number of Preference Shares during the year.  |            |            |
| 3. Preference Shares were issued to the Coal India Limited (Holding Company) in the financial year 2014-15.   |            |            |
| 4. Preference Share is a compound financial instrument and dividend is cumulative and discretionary. As per Ind AS 109 this compound instrument has been segregated into Equity and Long Term Borrowing. The Present value of preference share capital cash flow has been calculated by applying discounting rate of 8% p.a. The present value of cash flow calculated has been considered as Long Term Borrowing (₹ 1195.36 Crore as on 26.12.2014) and balance amount i.e. the difference between the existing Preference Shares value and Long Term Borrowing (₹ 2050.97 Crore - ₹. 1195.36 Crores = ₹ 855.61 Crores) has been considered as new Preference Shares as on 26.12.2014. |            |            |
| 5. The General Reserve is a free reserve which is used for transfer of profits from retained earnings for appropriation purposes as and when permits and required.  |            |            |
| 6. Retained earnings represent the undistributed profit/amount of accumulated earning of the company.   |            |            |
| 7. Other Comprehensive Income (OCI) represent the balance in equity relating to remeasurement gain/(loss) of defined benefit obligation.  |            |            |

## NOTES TO THE FINANCIAL STATEMENTS

### NOTE 18: BORROWINGS

(₹ in Crore)

	As at 31-03-2021	As at 31-03-2020
<b>Non-Current</b>		
Term Loans		
From Banks	-	-
From Other Parties		
Export Development Corporation, Canada	153.09	164.82
Liability Component of Compound Financial Instrument (Preference Shares)	1,938.59	1,794.99
Other Loans	-	-
<b>Total</b>	<b>2,091.68</b>	<b>1,959.81</b>
<b>CLASSIFICATION 1</b>		
Secured	-	-
Unsecured	2,091.68	1,959.81
<b>CLASSIFICATION 2</b>		
Loan Guaranteed by directors & others	-	-
<b>Particulars of Loan</b>	<b>Amount in (₹ Crore)</b>	<b>Nature of Guarantee</b>
Export Development Corporation, Canada	153.09	GOI

#### Notes:

- Gain on Exchange Rate Variance of ₹ 4.95 Crores (₹ -13.04 Crores) in respect of unsecured loan from Export Development Corporation, Canada has been adjusted in the value of the unsecured loan and corresponding effect shown in Other Income (Note - 25).
- Repayment Schedule- Repayment of instalment of Loan from EDC Canada is made semiannually i.e. on January 31 and on July 31.
- Preference Share is a compound financial instrument and dividend is cumulative and discretionary. As per Ind AS 109 this compound instrument has been segregated into Equity and Long Term Borrowing. The Present value of preference share capital cash flow has been calculated by applying discounting rate of 8% p.a. The present value of cash flow calculated has been considered as Long Term Borrowing (₹ 1195.36 Crore as on 26.12.2014) and balance amount i.e. the difference between the existing Preference Shares value and Long Term Borrowing (₹ 2050.97 Crore - ₹ 1195.36 Crores = ₹ 855.61 Crores) has been considered as new Preference Shares as on 26.12.2014. Value of the liability component of Compound Financial Instrument (Preference Shares) has been derived after adjusting the unwinding of amortizaion cost of ₹ 143.60 Crores (₹ 132.96 Crores).

#### Current

Loans repayable on demand

From Banks	-	-
Bank Overdraft	0.12	368.16
Other Loan from Banks	-	-
From Others	-	-
<b>Total</b>	<b>0.12</b>	<b>368.16</b>

#### CLASSIFICATION

Secured	0.12	368.16
Unsecured	-	-



## NOTES TO THE FINANCIAL STATEMENTS

### NOTE 18: BORROWINGS

#### Note:

- Bank Overdraft facility against Fixed Deposit has been availed from different banks having sanctioned limit of ₹ 468.75 Crore (₹ 625.00 Crore).
- Coal India Ltd and its Subsidiaries availed working Capital Credit facilities from the working Capital lenders of the Company and its subsidiaries under consortium arrangement with State Bank of India, Corporate Accounts Group Branch, Kolkata being the Lead Bank to such consortium and create / arrange for creation of security by way of Hypothecation of entire Current Assets by way of first charge in order to secure the said working capital credit facilities in aggregate of ₹ 535.00 Crore granted by the said working capital lenders.

### NOTE - 19 : TRADE PAYABLES

	(₹ in Crore)	
(Carried at amortized cost)	As at 31-03-2021	As at 31-03-2020
<b>Current</b>		
Micro and Small Enterprises	0.97	2.17
Other than Micro and Small Enterprises	1,027.76	1,179.73
<b>Total</b>	<b>1,028.73</b>	<b>1,181.90</b>

#### Notes:

	As at 31-03-2021	As at 31-03-2020
<b>1. Trade Payables - Total outstanding dues of Micro &amp; Small Enterprises</b>		
a. Principal & Interest amount remaining unpaid but not due as at year end	0.97	2.17
b. Interest paid by the Company in terms of Section 16 of Micro, Small and Medium Enterprises Development Act, 2006 along with the amount of the payment made to the supplier beyond and appointed day during the year.	-	-
c. Interest due and payable for the period of delay in making payment (which have been paid but beyond the appointed day during the year) but without adding the interest specified under Micro, Small and Medium Enterprises Development Act, 2006.	-	-
d. Interest accrued and remaining unpaid as at year end	-	-
e. Further interest remaining due and payable even in the succeeding years until such date when the interest dues as above are actually paid to small enterprise.	-	-

### NOTE - 20 : OTHER FINANCIAL LIABILITIES

	(₹ in Crore)	
(Carried at amortized cost)	As at 31-03-2021	As at 31-03-2020
<b>Non Current</b>		
Security Deposits	91.55	94.46
Earnest Money	-	-
Others	1.38	1.38
<b>Total</b>	<b>92.93</b>	<b>95.84</b>
<b>Current</b>		
Current Account with:		
Coal India Limited	201.87	515.71
Current maturities of long-term debt	6.95	7.16
Security Deposits	241.64	227.75
Earnest Money	139.64	148.73
Payable for Capital Expenditure	317.11	141.49
Liability for Salary, Wages and Allowances	696.68	616.19
<b>Total</b>	<b>1,603.89</b>	<b>1,657.03</b>

## NOTES TO THE FINANCIAL STATEMENTS

### NOTE - 21 : PROVISIONS

(₹ in Crore)

	As at 31-03-2021	As at 31-03-2020
<b>Non Current</b>		
Employee Benefits		
Gratuity	118.00	(131.77)
Leave Encashment	253.44	136.10
Other Employee Benefits	101.79	97.12
Site Restoration Provision	705.03	674.41
Stripping Activity Adjustment	2,742.56	2,741.29
Others (Post Retirement Medical Benefit)	390.80	183.61
<b>Total</b>	<b>4,311.62</b>	<b>3,700.76</b>

#### Notes:

- The period end liability of Gratuity, Leave encashment, post retirement medical benefit for employee and benefits like Group Personal Accident Insurance, Leave Travel Concession, compensation to dependents in case of mine accidental death etc. are valued on actuarial basis.
- Provisions of long term gratuity is after adjustment of Gratuity Trust Fund balance with LIC of ₹ 4058.00 Crores (₹ 4143.17 Crores).
- Provisions of long term leave encashment is after adjustment of Leave Encashment Fund balance with LIC of ₹ 565.02 Crores (₹ 568.77 Crores).
- Provisions of Others (Post Retirement Medical Benefit) is after adjustment of CPRMSE Trust Fund balance of ₹ 134.39 Crores (₹ 132.91 Crores).
- Provision of Others (Post Retirement Medical Benefit) includes ₹ 258.50 Crore (₹ 121.29 Crore) of non-refundable fees received from non-executives for medicare.
- Reconciliation of Reclamation of Land/ Site restoration /Mine Closure :

	As at 31-03-2021	As at 31-03-2020
Site Restoration Provision as on 01.04.2020/01.04.2019	674.41	606.03
Add: Addition during the year	15.82	23.30
Add: Unwinding of Discount	47.32	45.08
Less: Withdrawal during the year	32.52	-
<b>Closing Site Restoration Provision</b>	<b>705.03</b>	<b>674.41</b>
<b>Current</b>		
Employee Benefits		
Gratuity	491.32	452.33
Leave Encashment	78.99	66.28
Ex- Gratia	377.14	365.68
Performance Related Pay	128.28	183.62
Other Employee Benefit	157.03	150.34
<b>Total</b>	<b>1,232.76</b>	<b>1,218.25</b>



## NOTES TO THE FINANCIAL STATEMENTS

### NOTE - 22 : OTHER NON CURRENT LIABILITIES

(₹ in Crore)

	As at 31-03-2021	As at 31-03-2020
Shifting & Rehabilitation Fund	-	-
Deferred Income	3.98	2.78
<b>Total</b>	<b>3.98</b>	<b>2.78</b>

**Note:**

Deferred income are assistance from Ministry of Coal by way of reimbursement of expenditure towards road and rail infrastructure and scientific development work.

### NOTE - 23 : OTHER CURRENT LIABILITIES

(₹ in Crore)

	As at 31-03-2021	As at 31-03-2020
Statutory Dues	892.16	752.08
Advance for Coal Import	-	-
Advance from Customers / Others	1,275.59	778.79
Cess Equalization Account	2,073.21	2,366.40
Others liabilities	5.16	3.90
<b>Total</b>	<b>4,246.12</b>	<b>3,901.17</b>

**Note 1:**

In the process of making payment of Cess on the annual value of coal bearing land based on the average production of preceding two years valuing at a rate prevailing as on 1st April of each year and realisation made from customers on the value of despatches of Coal considering the sale price prevailing on 31st March of the previous financial year, there remains a balance payable amounting to ₹ 2073.21 Crores (₹ 2366.40 Crores) which has been shown under Cess Equalisation Account.

## NOTES TO THE FINANCIAL STATEMENTS

### NOTE - 24 : REVENUE FROM OPERATIONS

(₹ in Crore)

	For the Year Ended 31-03-2021		For the Year Ended 31-03-2020	
<b>I. Sales of Coal</b>		14,821.26		18,192.36
Less : Statutory Levies		4,564.87		5,368.62
<b>Sales of Coal (Net) (A)</b>		<b>10,256.39</b>		<b>12,823.74</b>
<b>II. Other Operating Revenue</b>				
Subsidy for Sand Stowing & Protective Works		0.12		-
Loading and Additional Transportation Charges	321.41		353.96	
Less : Statutory Levies	15.31	306.10	16.86	337.10
Evacuation facilitating Charges	163.32		186.47	
Less: Statutory Levies	7.78	155.54	8.88	177.59
<b>Other Operating Revenue (Net) (B)</b>		<b>461.76</b>		<b>514.69</b>
<b>Revenue from Contract with Customers (A+B)</b>		<b>10,718.15</b>		<b>13,338.43</b>

#### Notes:

- Sale is net of adjustment for actual upgradation(+)/grade slippage(-) of ₹ 15.50 Crore (₹ 108.09 Crore) due to debit/credit note issued/being issued to the parties for upgradation/grade slippage.
- Sale of coal above has been increased(+)/decreased(-) by estimated coal quality variance (net of reversal) of amounting to ₹ -201.96 Crore (₹ 196.01 Crore).
- Sales includes e-auction quantity of 49.80 LT (50.89 LT) and e-auction gain of ₹ 651.65 Crore (₹ 741.77 Crore).
- Sale includes MOU quantity of 0.75 LT (10.81 LT) and MOU gain of ₹ 1.16 Crores (₹ 18.60 Crore).
- Sale includes Linkage Auction quantity of 6.33 LT (7.05 LT) and Linkage Auction gain of ₹ 25.25 Crores (₹ 25.19 Crore).
- Sales includes ₹ NIL (₹ 349.34 Crore) as performance billed incentive under Fuel Supply Agreement. Performane incentive for the year 2020-21 has been waived as per the decision taken in 402nd, 412th and 415th CIL Board Meeting.
- Statutory levies include ₹ 12.13 Crore (NIL) a new cess namely "Covid-19 Pandemic Cess" @ ₹ 10.00 per tonne of dispatch imposed by the Government of Jharkhand vide Gazette notification no 318, Ranchi dated 6th July, 2020.
- Based on historical trend of the reports regarding coal quality analysis made in earlier cases w.r.t to the mine, a provision for coal quality variance is estimated and recognised in the following manner:
  - where the sampling results are awaited from mutually agreed quality testing Laboratory, adjustment for CQV has been recognised based on the trend of results available from the mutually agreed quality testing Laboratory for previous six months from the month of latest result available.
  - where the sampling results have been received from mutually agreed quality testing laboratory but the same has been referred to Referee quality testing Laboratory, adjustment for CQV has been recognised based on the trend of results available from the Referee quality testing Laboratory for previous six months from the month of latest result available.
  - Adjustment for CQV on unsampled quantity has been recognised based on provisions of Fuel Supply Agreement. The expected results of the above trends are applied on awaited result quantity to arrive at provision of coal quality variance.
- Disaggregated revenue information as per Ind AS 115 is given in Notes 38.



## NOTES TO THE FINANCIAL STATEMENTS

### NOTE 25 : OTHER INCOME

(₹ in Crore)

	For the Year Ended 31-03-2021	For the Year Ended 31-03-2020
Interest Income	99.85	377.27
Others		
Profit on Sale of Assets	0.55	3.25
Gain on Foreign exchange Transactions	4.95	-
Liability / Provision Write Backs	112.56	179.42
Miscellaneous Income	170.12	69.97
<b>Total</b>	<b>388.03</b>	<b>629.91</b>

### NOTE 26 : COST OF MATERIALS CONSUMED

(₹ in Crore)

	For the Year Ended 31-03-2021	For the Year Ended 31-03-2020
Explosives	210.41	210.50
Timber	5.37	5.84
Oil & Lubricants	255.21	230.46
HEMM Spares	86.42	62.41
Other Consumable Stores & Spares	162.66	172.69
<b>Total</b>	<b>720.07</b>	<b>681.90</b>

### NOTE 27 : CHANGES IN INVENTORIES OF FINISHED GOODS, WORK IN PROGRESS AND STOCK IN TRADE

(₹ in Crore)

	For the Year Ended 31-03-2021	For the Year Ended 31-03-2020
Opening Stock of Coal	321.92	237.58
Closing Stock of Coal	622.73	321.92
<b>Change in Inventory of Coal ( A )</b>	<b>(300.81)</b>	<b>(84.34)</b>
Opening Stock of Workshop made finished goods, WIP and Press Jobs	13.88	11.36
Closing Stock of Workshop made finished goods, WIP and Press Jobs	13.78	13.88
<b>Change in Inventory of Workshop ( B )</b>	<b>0.10</b>	<b>(2.52)</b>
<b>Change in Inventory of Stock-in-trade {Decretion / (Accretion)} ( A + B )</b>	<b>(300.71)</b>	<b>(86.86)</b>

## NOTES TO THE FINANCIAL STATEMENTS

### NOTE 28 : EMPLOYEE BENEFITS EXPENSES

(₹ in Crore)

	For the Year Ended 31-03-2021	For the Year Ended 31-03-2020
Salary and Wages (incl. Allowances and Bonus etc.)	5,900.62	5,832.47
Contribution to P.F. & Other Funds	1,619.84	1,566.99
Staff Welfare Expenses	297.00	275.86
<b>Total</b>	<b>7,817.46</b>	<b>7,675.32</b>

**Note:**

- Contribution to P.F. & Other Funds includes an amount of ₹ 15.60 Crore (NIL) against recovery @ ₹ 10.00 per tonne of despatch towards the corpus of CMPS 1998 w.e.f. 01st December 2020 as per the decision taken in 414th CIL Board meeting.

### NOTE 29 : CORPORATE SOCIAL RESPONSIBILITY EXPENSE

(₹ in Crore)

	For the Year Ended 31-03-2021	For the Year Ended 31-03-2020
CSR Expenses	11.56	11.48
<b>Total</b>	<b>11.56</b>	<b>11.48</b>

**Note:**

- According to Section 135 of the Companies Act 2013 CSR Expenses should be 2% of the average net profit of the company made during the three immediately preceding financial years.

	31-03-2021	31-03-2020
Average Net Profit of 3 preceding financial years	442.04	(52.23)
2% of the Average Net Profit	8.84	-

- Disclosure on Corporate Social Responsibility Expense is given in point no 5(S) of Note 38.

### NOTE 30 : REPAIRS

(₹ in Crore)

	For the Year Ended 31-03-2021	For the Year Ended 31-03-2020
Building	10.52	14.75
Plant & Machinery	104.69	117.34
Others	2.12	2.34
<b>Total</b>	<b>117.33</b>	<b>134.43</b>



## NOTES TO THE FINANCIAL STATEMENTS

### NOTE 31 : CONTRACTUAL EXPENSES

	(₹ in Crore)	
	For the Year Ended 31-03-2021	For the Year Ended 31-03-2020
Transportation Charges	199.95	249.01
Wagon Loading	23.35	24.08
Hiring of Plant and Equipments	1,582.91	1,573.84
Other Contractual Work	135.02	127.92
	<b>1,941.23</b>	<b>1,974.85</b>

### NOTE 32 : FINANCE COSTS

	(₹ in Crore)	
	For the Year Ended 31-03-2021	For the Year Ended 31-03-2020
Interest Expenses		
Borrowings	2.88	0.16
Unwinding of discounts	47.32	45.08
Others	-	0.01
Fair Value Change	143.60	132.96
<b>Total</b>	<b>193.80</b>	<b>178.21</b>

### NOTE 33 : PROVISIONS

	(₹ in Crore)	
	For the Year Ended 31-03-2021	For the Year Ended 31-03-2020
Doubtful Debts	26.20	91.74
Doubtful Advances & Claims	0.16	1.80
Stores & Spares	1.20	1.71
Others	0.33	0.28
<b>Total</b>	<b>27.89</b>	<b>95.53</b>

### NOTE 34 : WRITE OFF (Net of Past Provisions)

	(₹ in Crore)	
	For the Year Ended 31-03-2021	For the Year Ended 31-03-2020
Doubtful debts	-	1.00
Less :- Provided earlier	-	1.00
<b>Sub-total ( A )</b>	-	-
Doubtful advances	-	-
Less :- Provided earlier	-	-
<b>Sub-total ( B )</b>	-	-
<b>Total ( A + B )</b>	-	-

## NOTES TO THE FINANCIAL STATEMENTS

### NOTE 35 : OTHER EXPENSES

(₹ in Crore)

	For the Year Ended 31-03-2021	For the Year Ended 31-03-2020
Travelling expenses	4.06	12.74
Training Expenses	2.54	5.38
Telephone & Postage	1.27	1.66
Advertisement & Publicity	1.06	2.34
Demurrage	1.14	1.43
Security Expenses	107.51	95.65
Service Charges of CIL	45.03	50.41
Hire Charges	44.54	46.78
Legal Expenses	1.75	4.13
Consultancy Charges	12.70	10.60
Under Loading Charges	38.13	45.05
Loss on Sale/Discard/Surveyed of Assets	-	-
Auditor's Remuneration & Expenses		
a. For Audit Fees	0.26	0.26
b. For Taxation Matters	0.17	0.14
c. For Other Services	0.20	0.25
d. For Reimbursement of Expenses	0.17	0.19
Internal Audit Fees & Expenses	2.41	2.63
Rehabilitation Charges	25.23	29.57
Rent	0.10	0.09
Rates & Taxes	5.44	5.17
Insurance	0.03	0.02
Loss on Exchange Rate Variance	-	13.04
Rescue/Safety Expenses	1.46	1.28
Land Revenue/Dead Rent/Surface Rent	8.30	7.39
Siding Maintenance Charges	4.41	0.91
R & D Expenses	-	-
Environmental & Tree Plantation Expenses	8.21	4.50
Miscellaneous Expenses	228.86	293.47
<b>Total</b>	<b>544.98</b>	<b>635.08</b>



## NOTES TO THE FINANCIAL STATEMENTS

### NOTE 36 : TAX EXPENSE

(₹ in Crore)

	For the Year Ended 31-03-2021	For the Year Ended 31-03-2020
Current Year	-	426.30
Deferred tax	(154.45)	89.35
MAT Credit Entitlement	-	-
Earlier Years	6.77	(11.95)
<b>Total</b>	<b>(147.68)</b>	<b>503.70</b>

#### Note:

#### 1. Deferred Tax Assets / (Liability) relates to following:

(₹ in Crore)

	31-03-2021	31-03-2020
Deferred Tax Assets/(Liability) in relation to;		
Employee Benefit	246.36	138.25
Property, Plant & Equipment and Development, Prospecting and Boring	27.86	18.98
Provision against Doubtful Financial Assets	93.07	96.43
Provision against Doubtful Loans and Advances	8.07	8.03
Provisions	138.22	97.44
<b>Net Deferred Tax Assets/(Liability)</b>	<b>513.58</b>	<b>359.13</b>

#### 2. Reconciliation of Tax Expenses and the Accounting Profit multiplied by India's Domestic Tax Rate

	31-03-2021	31-03-2020
Profit/(Loss) Before Tax	(907.26)	1,501.35
At Income Tax Rate of 25.168%	-	377.86
Less: Tax on Exempted Income	-	-
Add: Non-deductible Expenses for Tax purpose	(154.45)	270.95
Less: Deductible Expenses for Tax purpose	-	133.16
Adjustment for Earlier years	6.77	(11.95)
Adjustment for Tax under Mat provisions	-	-
Income Tax Expenses reported in Statement of Profit & Loss	(147.68)	503.70
Effective Income Tax Rate	-	33.55%

3. Company expects that there will be future taxable profit for utilization of deferred tax assets.

4. Provision for income tax relating to earlier years amounting to ₹ 6.77 Crore (₹ -11.95 Crore) is on account of difference in provision as per accounts & income tax return.

## NOTES TO THE FINANCIAL STATEMENTS

### NOTE 37 : OTHER COMPREHENSIVE INCOME

(₹ in Crore)

	For the Year Ended 31-03-2021	For the Year Ended 31-03-2020
<b>i. Items that will not be reclassified to profit or loss</b>		
Remeasurement of defined benefit plans	(234.48)	(218.20)
<b>Sub-total ( A )</b>	<b>(234.48)</b>	<b>(218.20)</b>
<b>ii. Income tax relating to items that will not be reclassified to profit or loss</b>		
Remeasurement of defined benefit plans	-	(54.92)
<b>Sub-total ( B )</b>	<b>-</b>	<b>(54.92)</b>
<b>Total ( C = A - B )</b>	<b>(234.48)</b>	<b>(163.28)</b>
<b>i. Items that will be reclassified to profit or loss</b>		
Share of OCI in Joint ventures	-	-
<b>Sub-total ( D )</b>	<b>-</b>	<b>-</b>
<b>ii. Income tax relating to items that will be reclassified to profit or loss</b>		
Share of OCI in Joint ventures	-	-
<b>Sub-total ( E )</b>	<b>-</b>	<b>-</b>
<b>Total ( F = D - E )</b>	<b>-</b>	<b>-</b>
<b>Grand Total ( C + F )</b>	<b>(234.48)</b>	<b>(163.28)</b>



**NOTE - 38 ADDITIONAL NOTES TO THE FINANCIAL STATEMENTS FOR THE YEAR ENDED 31ST MARCH, 2021**

**1. Fair Value measurement**

**1. [A] Financial Instruments by Category**

(₹ in Crore)

	31-03-2021		31-03-2020	
	FVTPL	Amortised cost	FVTPL	Amortised cost
<b>Financial Assets</b>				
Investments :				
Co-Operative Share	-	0.08	-	0.08
Loans	-	0.02	-	0.05
Trade receivables*	-	4,423.53	-	3,316.46
Cash & cash equivalents	-	945.16	-	93.28
Other Bank Balances	-	566.50	-	3,873.27
Other Financial Assets	-	733.13	-	900.16
<b>Total</b>	-	<b>6,668.42</b>	-	<b>8,183.30</b>
<b>Financial Liabilities</b>				
Borrowings :				
EDC Loan	-	160.04	-	171.98
Liability Component of Compound Financial Instrument (Preference Share)	-	1,938.59	-	1,794.99
Bank Overdraft	-	0.12	-	368.16
Trade payables	-	1,028.73	-	1,181.90
Security Deposit	-	333.19	-	322.21
Earnest money	-	139.64	-	148.73
Other Financial Liabilities	-	1,217.03	-	1,274.77
<b>Total</b>	-	<b>4,817.34</b>	-	<b>5,262.74</b>

\* Allowance for Coal Quality Variance of ₹ -79.97 Crore (₹ 121.99 Crore) adjusted from Trade Receivable

**1. [B] Fair value hierarchy**

Table below shows Judgements and estimates made in determining the fair values of the financial instruments that are (a) recognised and measured at fair value and (b) measured at amortised cost and for which fair values are disclosed in the financial statements. To provide an indication about the reliability of the inputs used in determining fair value, the group has classified its financial instruments into the three levels prescribed under the accounting standard.

**Financial Assets and Liabilities measured at fair value**

(₹ in Crore)

	31-03-2021		31-03-2020	
	Level I	Level III	Level I	Level III
<b>Financial Assets at FVTPL</b>				
Investments :				
Co-Operative Share	-	-	-	-
<b>Financial Liabilities</b>				
If any item	-	-	-	-

## Financial Assets and Liabilities measured at amortised cost for which fair values are disclosed

(₹ in Crore)

	31-03-2021		31-03-2020	
	Level I	Level III	Level I	Level III
<b>Financial Assets</b>				
Investments :				
Co-Operative Share	-	0.08	-	0.08
Loans	-	0.02	-	0.05
Trade receivables	-	4,423.53	-	3,316.46
Cash & cash equivalents	-	945.16	-	93.28
Other Bank Balances	-	566.50	-	3,873.27
Other Financial Assets	-	733.13	-	900.16
<b>Total</b>	-	<b>6,668.42</b>	-	<b>8,183.30</b>
<b>Financial Liabilities</b>				
Borrowings :				
EDC Loan	-	160.04	-	171.98
Liability Component of Compound Financial Instrument (Preference Share)	-	1,938.59	-	1,794.99
Bank Overdraft	-	0.12	-	368.16
Trade payables	-	1,028.73	-	1,181.90
Security Deposit	-	333.19	-	322.21
Earnest money	-	139.64	-	148.73
Other Financial Liabilities	-	1,217.03	-	1,274.77
<b>Total</b>	-	<b>4,817.34</b>	-	<b>5,262.74</b>

### A brief of each level is given below:

**Level I:** Level 1 hierarchy includes financial instruments measured using quoted prices.

**Level II:** The fair value of financial instruments that are not traded in an active market is determined using valuation techniques which maximize the use of observable market data and rely as little as possible on entity-specific estimates. If all significant inputs required to fair value an instrument are observable, the instrument is included in level II.

**Level III:** If one or more of the significant inputs is not based on observable market data, the instrument is included in level III. This is the case for unlisted equity securities, preference shares borrowings, security deposits and other liabilities taken included in level III.

#### 1. [C] Valuation technique used in determining fair value

Valuation techniques used to value financial instruments include the use of quoted market prices of instruments.

#### 1. [D] Fair value measurements using significant unobservable inputs

At present there are no fair value measurements using significant unobservable inputs.



1. [E] Fair values of financial assets and liabilities measured at amortised cost

- The carrying amounts of trade receivables, short term deposits, cash and cash equivalents, trade payables are considered to be the same as their fair values, due to their short-term nature.
- The Company considers that the Security Deposits does not include a significant financing component. Security deposits coincide with the company’s performance and the contract requires amounts to be retained for reasons other than the provision of finance. The withholding of a specified percentage of each milestone payment is intended to protect the interest of the company, from the contractor failing to adequately complete its obligations under the contract. Accordingly, transaction cost of Security Deposit is considered as fair value at initial recognition and subsequently measured at amortised cost.

**Significant estimates:** The fair value of financial instruments that are not traded in an active market is determined using valuation techniques. The Company uses its judgment to select a method and makes suitable assumptions at the end of each reporting period.

2. Financial Risk Management

Financial risk management objectives and policies

The Company’s principal financial liabilities comprise trade and other payables. The main purpose of these financial liabilities is to finance the Company’s operations and to provide guarantees to support its operations. The Company’s principal financial assets include loans, trade and other receivables, and cash and cash equivalents that is derived directly from its operations.

The Company is exposed to market risk, credit risk and liquidity risk. The Company’s senior management oversees the management of these risks. The Company’s senior management is supported by a risk committee that advises, inter alia, on financial risks and the appropriate financial risk governance framework for the Company. The risk committee provides assurance to the Board of Directors that the Company’s financial risk activities are governed by appropriate policies and procedures and that financial risks are identified, measured and managed in accordance with the Company’s policies and risk objectives. The Board of Directors reviews and agrees policies for managing each of these risks, which are summarised below:

This note explains the sources of risk which the entity is exposed to and how the entity manages the risk and the impact of hedge accounting in the financial statements.

Risk	Exposure arising from	Measurement	Management
Credit Risk	Cash and Cash equivalents, trade receivables financial asset measured at amortised cost	Ageing analysis/ Credit rating	Department of public enterprises (DPE guidelines), diversification of bank deposits credit limits and other securities
Liquidity Risk	Borrowings and other liabilities	Periodic cash flows	Availability of committed credit lines and borrowing facilities
Market Risk- foreign exchange	Future commercial transactions, recognised financial assets and liabilities not denominated in INR	Cash flow forecast sensitivity analysis	Regular watch and review by senior management and audit committee.
Market Risk- interest rate	Cash and Cash equivalents, Bank deposits and mutual funds	Cash flow forecast sensitivity analysis	Department of public enterprises (DPE guidelines), Regular watch and review by senior management and audit committee.

The Company’s risk management is carried out by the Board of Directors as per DPE guidelines issued by Government of India. The Board provides written principles for overall risk management as well as policies covering investment of excess liquidity.

2. [A] Credit Risk:

2. [A] (a) Credit risk management:

Receivables arise mainly out of sale of Coal. Sale of Coal is broadly categorized as sale through Fuel Supply Agreements (FSAs) and e-auction.

Macro - economic information (such as regulatory changes) is incorporated as part of the Fuel Supply Agreements (FSAs) and e-auction terms

**2. [A] (b) Fuel Supply Agreements (FSAs)**

As contemplated in and in accordance with the terms of the New Coal Distribution Policy (NCDP), the company enters into legally enforceable FSAs with customers or with State Nominated Agencies that in turn enters into appropriate distribution arrangements with end use customers. Our FSAs can be broadly categorized into:

- FSAs with customers in the power utilities sector, including State power utilities, private power utilities (“PPUs”) and independent power producers (“IPPs”);
- FSAs with customers in non-power industries (including captive power plants (“CPPs”) and
- FSAs with State Nominated Agencies.

**2. [A] (c) E-Auction Scheme**

The E-Auction scheme of coal has been introduced to provide access to coal for customers who were not able to source their coal requirement through the available institutional mechanisms under the NCDP for various reasons, for example, due to a less than full allocation of their normative requirement under NCDP, seasonality of their coal requirement and limited requirement of coal that does not warrant a long-term linkage. The quantity of coal to be offered under E-Auction is reviewed from time to time by the Ministry of Coal.

**2. [A] (d) Provision for Expected credit loss:**

The Company provides for expected credit risk loss for doubtful/ credit impaired assets, by lifetime expected credit losses (Simplified approach).

**i. Expected Credit losses for trade receivables under simplified approach as on 31-03-2021.**

(₹ in Crore)

Ageing	Due for 2 months	Due for 6 months	Due for 1 year	Due for 2 year	Due for 3 year	Due for more than 3 year	Total
Gross carrying amount	877.78	1,049.28	1,210.67	1,055.99	189.89	409.73	<b>4,793.34</b>
Expected loss rate (%)	0.00%	0.00%	0.04%	0.02%	23.63%	79.12%	<b>7.72%</b>
Expected credit losses (Loss allowance Provision)	-	-	0.50	0.24	44.88	324.19	<b>369.81</b>

**ii. Expected Credit losses for trade receivables under simplified approach as on 31-03-2020.**

(₹ in Crore)

Ageing	Due for 2 months	Due for 6 months	Due for 1 year	Due for 2 year	Due for 3 year	Due for more than 3 year	Total
Gross carrying amount	1,763.78	1,026.98	68.84	358.72	128.26	353.04	<b>3,699.62</b>
Expected loss rate (%)	0.00%	0.00%	0.00%	14.36%	20.06%	86.66%	<b>10.36%</b>
Expected credit losses (Loss allowance Provision)	-	-	-	51.50	25.73	305.93	<b>383.16</b>

**iii. Reconciliation of Loss Allowance Provision – Trade Receivables**

(₹ in Crore)

Loss allowance on 01-04-2020	383.16
Change in loss allowance	(13.35)
Loss allowance on 31-03-2021	<b>369.81</b>

**Significant estimates and judgments for Impairment of financial assets**

The impairment provisions for financial assets disclosed above are based on assumptions about risk of default and expected loss rates. The Company uses judgment in making these assumptions and selecting the inputs to the impairment calculation, based on the Company’s past history, existing market conditions as well as forward looking estimates at the end of each reporting period.

**2. [B] Liquidity Risk**

Prudent liquidity risk management implies maintaining sufficient cash and marketable securities and the availability of funding through an adequate amount of committed credit facilities to meet obligations when due. Due to the dynamic nature of the underlying businesses, Company treasury maintains flexibility in funding by maintaining availability under committed credit lines.

Management monitors forecasts of the Company's liquidity position (comprising the undrawn borrowing facilities) and cash and cash equivalents on the basis of expected cash flows. This is generally carried out at local level in the operating companies of the Company in accordance with practice and limits set by the Company.

(₹ in Crore)

Particulars	31-03-2021			31-03-2020		
	Less than 1 year	Between 1 to 5 years	More than 5 years	Less than 1 year	Between 1 to 5 years	More than 5 years
<b>Non-derivative Financial</b>						
Borrowings including Interest Obligations	7.07	1,966.39	125.29	375.32	1,823.63	136.18
Trade Payables	1,028.73	-	-	1,181.90	-	-
Other Financial Liabilities	1,596.93	92.93	-	1,649.87	95.84	-

**2. [C] Market risk****a. Foreign currency risk**

Foreign currency risk arises from future commercial transactions and recognised assets or liabilities denominated in a currency that is not the Group's functional currency(INR).The Company is exposed to foreign exchange risk arising from foreign currency transactions. The Company is exposed to foreign exchange risk arising from foreign currency transactions. Foreign exchange risk in respect of foreign operation is considered to be insignificant. The Company also imports and risk is managed by regular follow up. Company has a policy which is implemented when foreign currency risk becomes significant.

**b. Cash flow and fair value interest rate risk**

The Company's main interest rate risk arises from bank deposits with change in interest rate exposes the Company to cash flow interest rate risk. Company policy is to maintain most of its deposits at fixed rate.

Company manages the risk using guidelines from Department of Public Enterprises (DPE), diversification of bank deposits credit limits and other securities.

**Capital management**

The company being a government entity manages its capital as per the guidelines of Department of investment and public asset management under ministry of finance.

**Capital Structure of the company is as follows:**

(₹ in Crore)

Particulars	31-03-2021	31-03-2020
i. Equity Share capital	2,218.45	2,218.45
ii. Equity Portion of Preference share capital	855.61	855.61
iii. Long term debt :		
EDC Loan - Non-Current	153.09	164.82
EDC Loan - Current	6.95	7.16
Long Term Borrowing [ Pref. Share ]	1,938.59	1,794.99

### 3. Employee Benefits: Recognition and Measurement (Ind AS-19)

#### Defined Benefit Plans :

##### a. Gratuity

The Company provides for gratuity, a post-employment defined benefit plan ("the Gratuity Scheme") covering the eligible employees. The Gratuity Scheme is funded through trust maintained with Life Insurance Corporation of India, wherein employer contribution is 2.01% of basic salary and Dearness allowances. Every employee who has rendered continuous service of more than 5 years or more is entitled to receive gratuity amount equal to 15 days salary for each completed years of service computed as (15 days/26 days in a month\* last drawn salary and dearness allowance\* completed years of service) subject to maximum of Rs 0.20 crores at the time of separation from the company considering the provisions of the Payment of Gratuity Act, 1972 as amended. The liability or asset recognised in the balance sheet in respect of the Gratuity Scheme is the present value of the defined benefit obligation at the end of the reporting period less the fair value of plan assets. The defined benefit obligation is calculated at each reporting date by actuary using the projected unit credit method. Re-measurement gains and losses arising from experience adjustments and changes in actuarial assumptions are recognised in the period in which they occur, directly in other comprehensive income (OCI).

##### b. Post-Retirement Medical Benefit – Executive (CPRMSE)

Company has post-retirement medical benefit scheme known as Contributory Post Retirement Medicare Scheme for Executive of CIL and its Subsidiaries (CPRMSE), to provide medical care to the executives and their spouses in Company hospital/empaneled hospitals or outpatient/Domiciliary only in India subject to ceiling limit, on account of retirement on attaining the age of superannuation or are separated by the Company on medical ground or retirement under Voluntary Retirement Scheme under common coal cadre or Voluntary Retirement Scheme formulated and made applicable from time to time. Membership is not extended to the executives who resigns from the services of the CIL and its subsidiaries. The maximum amount reimbursable during the entire life for the retired executives and spouse taken together jointly or severally is ₹ 25 lakhs except for specified diseases with no upper limit. The Scheme is funded through trust maintained by the CIL at group level solely for this purpose, wherein employer contribution is 2% of basic salary and Dearness Allowance per month. The liability for the scheme is recognised based on actuarial valuation done at each reporting date.

#### Defined Contribution Plans :

##### a. Provident Fund and Pension:

Company pays fixed contribution towards Provident Fund and Pension Fund at pre-determined rates based on a fixed percentage of the eligible employee's salary i.e. 12% and 7% of Basic salary and Dearness Allowance towards Provident Fund and Pension Fund respectively to a separate trust named Coal Mines Provident Fund (CMPF). The contribution towards the fund for the year ended 31-03-2021 is ₹ 933.70 Crore (₹ 904.55 Crore for the year ended 31.03.2020) has been recognized in the Statement of Profit & Loss (Note 28).

##### b. Post-Retirement Medical Benefit – Non- Executive (CPRMSE-NE)

As a part of social security scheme under wage agreement, Company is providing Contributory Post-Retirement Medicare Scheme for non-executives (CPRMSE-NE), wherein fixed amount is being contributed by the company and charged to Statement of Profit and Loss.

##### c. CIL Executive Defined Contribution Pension Scheme (NPS)

The company provides a post-employment contributory pension scheme to the executives of the Company known as "CIL Executive Defined Contribution Pension Scheme -2007" (referred as New Pension Scheme "NPS"). NPS is being administered through separate trust at group level solely formed for the purpose. The obligation of the Company is to contribute to the trust to the extent of amount not exceeding 30% of basic pay and dearness allowance less employer's contribution towards provident fund, gratuity, post-retirement medical benefits -Executive i.e. CPRMSE or any other retirement benefits. The current employer contribution of 6.99% of basic and Dearness Allowance is being charged to Statement of Profit and Loss.

#### Other Long Term Employee Benefits

##### a. Leave encashment

The company provides benefit of total Earned Leave (EL) of 30 days and Half Paid Leave (HPL) of 20 days to the executives of the company, accrued and credited proportionately on half yearly basis on the first day of January and July of every year. During the service, 75% EL credited balance is one time encashable in each calendar year subject to ceiling of maximum 60 days EL encashment. Accumulated HPL is not permitted for encashment during the period of service. On superannuation, EL and HPL together is considered for encashment subject to the overall limit of 300 days without commutation of HPL. .



In case of non-executives, leave encashment is governed by the National Coal Wage Agreement (NCWA) and at present the workmen are entitled to get encashment of earned leave at the rate of 15 days per year and on discontinuation of service due to death, retirement, superannuation and VRS, the balance leave or 150 days, whichever is less, is allowed for encashment. Therefore, the liabilities for earned leave are expected to be settled during the service as well as after the retirement of employee. They are therefore measured as the present value of expected future payments to be made in respect of services provided by employees up to the end of the reporting period using the projected unit credit method. The benefits are discounted using the market yields at the end of the reporting period that have terms approximating to the terms of the related obligation. The Scheme is funded through trust maintained with Life Insurance Corporation of India

#### **b. Life Cover Scheme (LCS)**

As a part of social security scheme under wage agreement, the Company has Life Cover Scheme under Deposit Linked Insurance Scheme, 1976 notified by the Ministry of Labour, Government of India, known as “Life Cover Scheme of Coal India Limited” (LCS). An amount of ₹ 1,25,000 is paid under the scheme w.e.f 01.10.2017. The liability under the scheme is borne by the Company as per actuarial valuation at each Balance Sheet date.

#### **c. Settlement Allowances**

As a part of wage agreement, a lump sum amount of ₹ 12000/- is paid to all the non-executive cadre employees governed under NCWA on their superannuation on or after 31.10.2010 as settling-in allowance. The liability for the scheme is recognised based on actuarial valuation at each Balance Sheet date.

#### **d. Group Personal Accident Insurance (GPAIS)**

Company has taken group insurance scheme from United India Insurance Company Limited to cover the executives of the company against personal accident known as “Coal India Executives Group Personal Accident Insurance Scheme” (GPAIS). GPAIS covers all types of accident on 24 hour basis worldwide. Premium for the scheme is borne by the Company. The liability for the scheme is recognised based on actuarial valuation at each Balance Sheet date

#### **e. Leave Travel Concession (LTC)**

As a part of wage agreement, Non-executive employees are entitled to travel assistance for visiting their home town and for “Bharat Bhraman” once in a block of 4 years. A lump sum amount of ₹ 8000/- and ₹ 12000/- is paid for visiting Home town and “Bharat Bhraman”, respectively. The liability for the scheme is recognised based on actuarial valuation at each Balance Sheet date.

#### **f. Compensation to Dependent on Mine Accident Benefits**

As a part of social security scheme under wage agreement, the company provides the benefits admissible under The Employee’s Compensation Act, 1923. An amount of ₹ 15 lakhs is paid to the next of kin of an employee in case of a fatal mine accident w.e.f 07.11.2019. The liability for the scheme is recognised based on actuarial valuation at each Balance Sheet date.

**Funding status of defined benefit plans, defined contribution plans and other long term employee benefits plans, which are valued on actuarial basis, are as under:**

#### **(i) Funded**

- » Gratuity
- » Leave Encashment
- » Post Retirement Medical Benefits

#### **(ii) Unfunded**

- » Life Cover Scheme
- » Settlement Allowance
- » Group Personal Accident Insurance
- » Leave Travel Concession
- » Compensation to dependent on Mine Accident Benefits

Total liability as on 31-03-2021 is ₹ 6001.13 Crore based on valuation made by the Actuary, details of which are mentioned below:

(₹ in Crore)			
Heads	Opening Actuarial Liability as on 01-04-2020	Adjustment during the Year	Closing Actuarial Liability as on 31-03-2021
Gratuity	4,463.73	203.59	4,667.32
Earned Leave	704.81	117.66	822.47
Half Pay Leave	66.34	8.64	74.98
LTC - Executive	-	-	-
LTC - Non-Executive	57.69	(0.27)	57.42
LCS - Executive	0.46	(0.02)	0.44
LCS - Non-Executive	16.77	(0.85)	15.92
Settlement Allowance Executives	6.83	0.19	7.02
Settlement Allowance Non-Executives	29.82	(0.65)	29.17
Fatal Mine Accident	26.10	3.24	29.34
GPAIS	0.12	-	0.12
PRMB for Executives	171.53	11.11	182.64
PRMB for non-executives	42.00	72.29	114.29
<b>Total</b>	<b>5,586.20</b>	<b>414.93</b>	<b>6,001.13</b>

#### Disclosure as per Actuary's Certificate

The disclosures as per actuary's certificate for employee benefits for Gratuity (funded) and Leave Encashment (funded) are given below: -

#### ACTUARIAL VALUATION OF GRATUITY LIABILITY AS AT 31-03-2021 CERTIFICATES AS PER IND AS 19 (2015)

Table 1: Disclosure Item

(₹ in Crore)

S.L.	Changes in Present Value of Obligation as at	31-03-2021	31-03-2020
1.	Present value of obligation as on last valuation	4,463.73	4,237.73
2.	Current Service Cost	208.27	191.40
3.	Interest Cost	287.87	263.91
4.	Participant Contribution	-	-
5.	Plan Amendments: Vested portion at end of period (Past Service)	-	-
6.	Plan Amendments: Non-Vested portion at end of period (Past Service)	-	-
7.	Actuarial gain/loss on obligations due to Change in Financial Assumption	(81.33)	278.05
8.	Actuarial gain/loss on obligations due to Change in Demographic assumption	-	-
9.	Actuarial gain/loss on obligations due to Unexpected Experience	311.43	(29.07)
10.	Actuarial gain/loss on obligations due to Other reason	-	-
11.	The effect of change in Foreign exchange rates	-	-
12.	Benefits Paid	522.64	478.27
13.	Acquisition Adjustment	-	-
14.	Disposal/Transfer of Obligation	-	-
15.	Curtailment cost	-	-
16.	Settlement Cost	-	-
17.	Other(Unsettled Liability at the end of the valuation date)	-	-
18.	Present value of obligation as on valuation date	4,667.32	4,463.73



**Table 2: Disclosure Item**

(₹ in Crore)

S.L.	Changes in Fair Value of Plan Assets as at	31-03-2021	31-03-2020
1.	Fair value of Plan Assets at Beginning of period	4,143.17	3,863.44
2.	Interest Income	283.81	254.99
3.	Employer Contributions	158.05	472.24
4.	Participant Contributions	-	-
5.	Acquisition/Business Combination	-	-
6.	Settlement Cost	-	-
7.	Benefits Paid	522.64	478.27
8.	The effect of asset ceiling	-	-
9.	The effect of change in Foreign Exchange Rates	-	-
10.	Administrative Expenses and Insurance Premium	-	-
11.	Return on Plan Assets excluding Interest Income	(4.39)	30.77
12.	Fair value of Plan Assets at End of measurement period	4,058.00	4,143.17

**Table 3: Disclosure Item**

(₹ in Crore)

S.L.	Table Showing Reconciliation to Balance Sheet	31-03-2021	31-03-2020
1.	Funded Status	(609.32)	(320.56)
2.	Unrecognized Past Service Cost	-	-
3.	Unrecognized Actuarial gain/loss at end of the period	-	-
4.	Post Measurement Date Employer Contribution(Expected)	-	-
5.	Unfunded Accrued/Prepaid Pension cost	N/A	N/A
6.	Fund Asset	4,058.00	4,143.17
7.	Fund Liability	4,667.32	4,463.73

**Table 4: Disclosure Item**

(₹ in Crore)

S.L.	Table Showing Plan Assumptions	31-03-2021	31-03-2020
1.	Discount Rate	6.85%	6.60%
2.	Expected Return on Plan Asset	6.85%	6.60%
3.	Rate of Compensation Increase (Salary Inflation)	9.00% for Executive Staff 6.25% for Non-Executive Staffs	9.00% for Executive Staff 6.25% for Non-Executive Staffs
4.	Pension Increase Rate	N/A	N/A
5.	Average expected future service (Remaining working Life)	13,11	12,11
6.	Average Duration of Liabilities	13,11	12,11
7.	Mortality Table	IALM 2006-2008 Ultimate	IALM 2006-2008 Ultimate
8.	Superannuation at age-Male	60	60
9.	Superannuation at age-Female	60	60
10.	Early Retirement & Disablement (All Causes Combined)	0.30%	0.30%

Table 5: Disclosure Item

(₹ in Crore)

S.L.	Expense Recognized in Statement of Profit/Loss as at	31-03-2021	31-03-2020
1.	Current Service Cost	208.27	191.40
2.	Past Service Cost (vested)	-	-
3.	Past Service Cost (Non-Vested)	-	-
4.	Net Interest Cost	4.06	8.92
5.	Cost (Loss)/(Gain) on settlement	-	-
6.	Cost (Loss)/(Gain) on curtailment	-	-
7.	Actuarial Gain loss Applicable only for last year	-	-
8.	Employee Expected Contribution	-	-
9.	Net Effect of changes in Foreign Exchange Rates	-	-
10.	Benefit Cost (Expense Recognized in Statement of Profit/loss)	212.33	200.32

Table 6: Disclosure Item

(₹ in Crore)

S.L.	Other Comprehensive Income	31-03-2021	31-03-2020
1.	Actuarial gain/loss on obligations due to Change in Financial Assumption	(81.33)	278.05
2.	Actuarial gain/loss on obligations due to Change in Demographic assumption	-	-
3.	Actuarial gain/loss on obligations due to Unexpected Experience	311.43	(29.07)
4.	Actuarial gain/loss on obligations due to Other reason	-	-
5.	Total Actuarial (gain)/losses	230.09	248.97
6.	Return on Plan Asset, Excluding Interest Income	(4.39)	30.77
7.	The effect of asset ceiling	-	-
8.	Balance at the end of the Period	234.48	218.20
9.	Net(Income)/Expense for the Period Recognized in OCI	234.48	218.20

Table 7: Disclosure Item

(₹ in Crore)

S.L.	Table Showing Allocation of Plan Asset at end Measurement Period	31-03-2021	31-03-2020
1.	Cash & Cash Equivalents	-	-
2.	Investment Funds	-	-
3.	Derivatives	-	-
4.	Asset-Backed Securities	-	-
5.	Structured Debt	-	-
6.	Real Estates	-	-
7.	Special Deposit Scheme	-	-
8.	State Government Securities	-	-
9.	Government of India Assets	-	-
10.	Corporate Bonds	-	-
11.	Debt Securities	-	-
12.	Annuity Contracts/Insurance Fund	-	-
13.	Other	-	-
	<b>Total</b>	-	-



Table 8: Disclosure Item

(₹ in Crore)

S.L.	Table Showing Total Allocation in % of Plan Asset at end Measurement Period	31-03-2021	31-03-2020
1.	Cash & Cash Equivalents	-	-
2.	Investment Funds	-	-
3.	Derivatives	-	-
4.	Asset-Backed Securities	-	-
5.	Structured Debt	-	-
6.	Real Estates	-	-
7.	Special Deposit Scheme	-	-
8.	State Government Securities	-	-
9.	Government of India Assets	-	-
10.	Corporate Bonds	-	-
11.	Debt Securities	-	-
12.	Annuity Contracts/Insurance Fund	-	-
13.	Other	-	-
	<b>Total</b>	-	-

Table 9: Disclosure Item

Mortality Table

Age	Mortality (Per Annum)
25	0.000931
30	0.000977
35	0.001202
40	0.00168
45	0.002579
50	0.004436
55	0.007513
60	0.011162
65	0.015932
70	0.024058

Table 10: Disclosure Item

(₹ in Crore)

31-03-2020		Sensitivity Analysis	31-03-2021	
Increase	Decrease		Increase	Decrease
4,313.62	4,622.87	Discount Rate (-/+ 0.5%)	4,511.76	4,832.40
-3.36%	3.57%	%Change Compared to base due to sensitivity	-3.33%	3.54%
4,533.90	4,386.82	Salary Growth (-/+ 0.5%)	4,733.18	4,596.56
1.57%	-1.72%	%Change Compared to base due to sensitivity	1.41%	-1.52%
4,467.17	4,460.30	Attrition Rate (-/+ 0.5%)	4,667.65	4,666.99
0.08%	-0.08%	%Change Compared to base due to sensitivity	0.01%	-0.01%
4,490.16	4,437.31	Mortality Rate (-/+ 10%)	4,669.65	4,664.99
0.59%	-0.59%	%Change Compared to base due to sensitivity	0.05%	-0.05%

**Table 11: Disclosure Item****Table Showing Cash Flow Information****(₹ in Crore)**

Next Year Total (Expected)	4,620.97
Minimum Funding Requirements	809.98
Company's Discretion	-

**Table 12: Disclosure Item****Table Showing Benefit Information Estimated Future payments ( Past Service)****(₹ in Crore)**

S.L.	Year	Amount
1.	1	507.87
2.	2	483.67
3.	3	465.10
4.	4	493.07
5.	5	531.59
6.	6 to 10	2,690.16
7.	More than 10 years	3,098.11
8.	Total Undiscounted Payments Past and Future Service	-
9.	Total Undiscounted Payments related to Past Service	8,269.56
10.	Less Discount For Interest	3,602.24
11.	Projected Benefit Obligation	4,667.32

**Table 13: Disclosure Item****Table Showing Outlook Next Year Components of Net Periodic benefit Cost Next Period****(₹ in Crore)**

S.L.	Particulars	Amount
1.	Current service Cost (Employer portion Only) Next period	208.52
2.	Interest Cost next period	302.32
3.	Expected Return on Plan Asset	319.71
4.	Unrecognized past service Cost	-
5.	Unrecognized actuarial/gain loss at the end of the period	-
6.	Settlement Cost	-
7.	Curtailment Cost	-
8.	Other (Actuarial Gain/loss)	-
9.	Benefit Cost	191.12

**Table 14: Bifurcation of Net liability****(₹ in Crore)**

S.L.	Particulars	31-03-2021	31-03-2020
1.	Current liability	491.32	452.33
2.	Non-Current Liability	4,176.00	4,011.40
3.	Net Liability	4,667.32	4,463.73

**GROUP GRATUITY ASSURANCE SCHEME**

Company has adopted the Employees Group Gratuity Assurance Scheme with LIC of India for its employees and for which a MOU has already been entered into with LIC in the year 2012-13. To manage the aforesaid Scheme an Employees Group Gratuity Trust has been formed by entering into a Trust Deed with the Trustees. Balance with LIC under the said Scheme as on 31-03-2021 is as follows:



Particulars	31-03-2021	31-03-2020
Opening Balance at the beginning of the year	4,143.17	3,863.43
Add: Investment during the period	158.05	472.24
Add: Interest earned during the period	279.42	285.77
Less: Fund released during the period	522.64	478.27
<b>Closing Balance at the end of the period</b>	<b>4,058.00</b>	<b>4,143.17</b>

**ACTUARIAL VALUATION OF LEAVE ENCASHMENT BENEFIT (EL/HPL) AS AT 31-03-2021 CERTIFICATES AS PER IND AS 19 (2015)**

The valuation at a glance based on best estimate assumption as on current valuation date is as provided below:

**Table 1: Disclosure Item**

(₹ in Crore)

S.L.	Changes in Present Value of Obligation as at	31-03-2021	31-03-2020
1.	Present value of obligation as on last valuation	771.15	716.07
2.	Current Service Cost	130.00	125.61
3.	Interest Cost	24.91	45.09
4.	Participant Contribution	-	-
5.	Plan Amendments: Vested portion at end of period (Past Service)	-	-
6.	Plan Amendments: Non-Vested portion at end of period (Past Service)	-	-
7.	Actuarial gain/loss on obligations due to Change in Financial Assumption	(19.29)	56.95
8.	Actuarial gain/loss on obligations due to Change in Demographic assumption	-	-
9.	Actuarial gain/loss on obligations due to Unexpected Experience	805.67	(106.80)
10.	Actuarial gain/loss on obligations due to Other reason	-	-
11.	The effect of change in Foreign exchange rates	-	-
12.	Benefits Paid	815.00	65.77
13.	Acquisition Adjustment	-	-
14.	Disposal/Transfer of Obligation	-	-
15.	Curtailment cost	-	-
16.	Settlement Cost	-	-
17.	Other (Unsettled Liability at the end of the valuation date)	-	-
18.	Present value of obligation as on valuation date	897.45	771.15

**Table 2: Disclosure Item**

(₹ in Crore)

S.L.	Changes in Fair Value of Plan Assets as at	31-03-2021	31-03-2020
1.	Fair value of Plan Assets at Beginning of period	568.77	454.34
2.	Interest Income	38.96	29.99
3.	Employer Contributions	772.02	145.02
4.	Participant Contributions	-	-
5.	Acquisition/Business Combination	-	-
6.	Settlement Cost	-	-
7.	Benefits Paid	815.00	65.77
8.	The effect of asset ceiling	-	-
9.	The effect of change in Foreign Exchange Rates	-	-
10.	Administrative Expenses and Insurance Premium	-	-
11.	Return on Plan Assets excluding Interest Income	0.27	5.19
12.	Fair value of Plan Assets at End of measurement period	565.02	568.77

Table 3: Disclosure Item

(₹ in Crore)

S.L.	Table Showing Reconciliation to Balance Sheet	31-03-2021	31-03-2020
1.	Funded Status	(332.43)	(202.38)
2.	Unrecognized Past Service Cost	-	-
3.	Unrecognized Actuarial gain/loss at end of the period	-	-
4.	Post Measurement Date Employer Contribution(Expected)	-	-
5.	Unfunded Accrued/Prepaid Pension cost	N/A	N/A
6.	Fund Asset	565.02	568.77
7.	Fund Liability	897.45	771.15

Table 4: Disclosure Item

S.L.	Table Showing Plan Assumptions	31-03-2021	31-03-2020
1.	Discount Rate	6.85%	6.60%
2.	Expected Return on Plan Asset	6.85%	6.60%
3.	Rate of Compensation Increase(Salary Inflation)	9.00% for Executive Staffs 6.25% for Non-Executive Staffs	9.00% for Executive Staffs 6.25% for Non-Executive Staffs
4.	Pension Increase Rate	N/A	N/A
5.	Average expected future service (Remaining working Life)	13,11	12,11
6.	Mortality Table	IALM 2012-2014 Ultimate	IALM 2006-2008 Ultimate
7.	Superannuation at age-Male	60	60
8.	Superannuation at age-Female	60	60
9.	Early Retirement & Disablement (All Causes Combined)	0.30 % p.a.	0.30 % p.a.
10.	Voluntary Retirement	Ignored	Ignored

Table 5: Disclosure Item

(₹ in Crore)

S.L.	Expense Recognized in Statement of Profit/Loss as at	31-03-2021	31-03-2020
1.	Current Service Cost	130.00	125.61
2.	Past Service Cost (vested)	-	-
3.	Past Service Cost (Non-Vested)	-	-
4.	Net Interest Cost	(14.05)	15.10
5.	Cost (Loss/Gain) on settlement	-	-
6.	Cost (Loss/Gain) on curtailment	-	-
7.	Actuarial Gain/loss	786.11	(55.04)
8.	Employee Expected Contribution	-	-
9.	Net Effect of changes in Foreign Exchange Rates	-	-
10.	Benefit Cost(Expense Recognized in Statement of Profit/Loss)	902.07	85.67

Table 6: Disclosure Item

(₹ in Crore)

S.L.	Other Comprehensive Income	31-03-2021	31-03-2020
1.	Actuarial gain/loss on obligations due to Change in Financial Assumption	-	-
2.	Actuarial gain/loss on obligations due to Change in Demographic assumption	-	-
3.	Actuarial gain/loss on obligations due to Unexpected Experience	-	-



S.L.	Other Comprehensive Income	31-03-2021	31-03-2020
4.	Actuarial gain/loss on obligations due to Other reason	-	-
5.	Total Actuarial (gain)/losses	-	-
6.	Return on Plan Asset, Excluding Interest Income	-	-
7.	The effect of asset ceiling	-	-
8.	Balance at the end of the Period	-	-
9.	Net(Income)/Expense for the year Recognized in OCI	-	-

Table 7: Disclosure Item

Mortality Table

(₹ in Crore)

Age	Mortality (Per Annum)
25	0.000931
30	0.000977
35	0.001202
40	0.00168
45	0.002579
50	0.004436
55	0.007513
60	0.011162
65	0.015932
70	0.024058

Table 8: Disclosure Item

(₹ in Crore)

31-03-2020		Sensitivity Analysis	31-03-2021	
Increase	Decrease		Increase	Decrease
740.24	804.45	Discount Rate (-/+ 0.5%)	860.48	937.39
-4.01%	4.32%	%Change Compared to base due to sensitivity	-4.12%	4.45%
803.98	740.37	Salary Growth (-/+ 0.5%)	936.98	860.51
4.26%	-3.99%	%Change Compared to base due to sensitivity	4.41%	-4.12%
773.00	769.31	Attrition Rate (-/+ 0.5%)	897.41	897.50
0.24%	-0.24%	%Change Compared to base due to sensitivity	-0.01%	0.01%
775.58	766.73	Mortality Rate (-/+ 10%)	897.29	897.61
0.57%	-0.57%	%Change Compared to base due to sensitivity	-0.02%	0.02%

Table 9: Disclosure Item

Table Showing Benefit Information Estimated Future payments ( Past Service)

(₹ in Crore)

S.L.	Year	Amount
1.	1	81.65
2.	2	80.64
3.	3	82.53
4.	4	87.59
5.	5	85.62
6.	6 to 10	441.93
7.	More than 10 years	1,036.43
8.	Total Undiscounted Payments Past and Future Service	-
9.	Total Undiscounted Payments related to Past Service	1,896.39
10.	Less Discount For Interest	998.94
11.	Projected Benefit Obligation	897.45

Table 10: Bifartation of Net Liability:

(₹ in Crore)

S.L.	Particulars	31-03-2021	31-03-2020
1.	Current liability	78.99	65.61
2.	Non-Current Liability	818.46	705.55
3.	Net Liability	897.45	771.15

**LEAVE ENCASHMENT FUNDING**

Coal India Board accorded its approval in the 322nd meeting held on 13th November 2015 for funding of Leave Encashment Liability with Life Insurance Corporation of India and IRDAI approved Life Insurance Companies in the ratio of 70:30. Selection of IRDAI approved Life Insurance Companies is under process at CIL level. In the meantime, all subsidiaries companies were advised by CIL to initiate the funding of Leave Encashment liability with LIC of India in New Group Leave Encashment Plan. Accordingly, the Company has started funding in the New Group Leave Encashment Plan adopting the Master Proposal of LIC namely 'New Group Leave Encashment Cash Accumulation Scheme (UIN512N282V01)'. Balance with LIC under the said Scheme is as follows:

Particulars	31-03-2021	31-03-2020
Opening Balance at the beginning of the year	568.77	454.34
Add: Investment during the year	772.02	145.02
Add: Interest earned during the year	39.23	35.18
Less: Leave Encashment Fund released during the year	815.00	65.77
Closing Balance at the end of the year	565.02	568.77

**4. Unrecognized items****4 (A) Contingent Liability****4. [A].I. Claims against the company not acknowledged as debt.**

Table - I

(₹ in Crore)

S.L.	Particulars	Central Govt.	State Govt. & Other localities**	CPSE	Others	Total
1.	Opening as on 01-04-2020	2,336.33	3,577.22	-	527.64	6,441.19
2.	Addition during the period	147.84	17.69	-	59.55	225.08
3.	Settled during the period:					
a.	From opening balance	(14.53)	(0.91)	-	(6.95)	(23.39)
b.	Out of addition during the period	-	-	-	(1.00)	(1.00)
c.	Total settled during the year (a + b)	(14.53)	(0.91)	-	(7.95)	(23.39)
4.	Closing as on 31-03-2021	2,469.64	3,594.00	-	579.24	6,642.88

The management believes that the outcome of the above will not have any material adverse effect on the company.

Table - 2

(₹ in Crore)

S.L.	Particulars	As on 31-03-2021	As on 31-03-2020
1.	<b>Central Government</b>		
	Income Tax	1,320.59	1,320.59
	Central Excise	880.61	880.02
	Central Sales Tax	166.65	135.72
	Clean Energy Cess	101.79	-
	<b>Sub-Total ( i )</b>	<b>2,469.64</b>	<b>2,336.33</b>



S.L.	Particulars	As on	As on
		31-03-2021	31-03-2020
2.	<b>State Government</b>		
	Royalty	66.99	54.13
	Environment Clearance	2,178.14	2,178.14
	Sales Tax/VAT	44.83	40.40
	Electricity Duty	2.59	2.89
	Others:		
	RE Cess & PE Cess	1,258.55	1,258.55
	Others	42.90	43.11
	<b>Sub-Total ( ii )</b>	<b>3,594.00</b>	<b>3,577.22</b>
3.	<b>Central Public Sector Enterprises</b>		
	Arbitration Proceedings	-	-
	Suit against the Company under litigation	-	-
	Others	-	-
	<b>Sub-Total ( iii )</b>	<b>-</b>	<b>-</b>
4.	<b>Others</b>		
	Miscellaneous - Land	21.94	20.77
	Others (Employee Related & etc.)	557.30	506.87
	<b>Sub-Total ( iv )</b>	<b>579.24</b>	<b>527.64</b>
	<b>Grand Total ( i + ii + iii + iv )</b>	<b>6,642.88</b>	<b>6,441.19</b>

**\*\* Demand of State of Jharkhand and District Mining Officer Dhanbad as penalty for illegal or unlawful Mined Mineral under MMDR Act, 1957 on the basis of judgment of Hon'ble Supreme Court :** Government of Jharkhand has raised a demand of ₹ 2,178.14 Crore under Mines and Minerals (Development and Regulation) Act, 1957 as a penalty for alleged illegal or unlawful mined mineral which consist of 11 Demand notices issued to Rajmahal Area, S.P Mines and Mugma Area by respective Asst. Mining Officer /District Mining Officers. In this regard, concerned Areas of ECL have filed 11 Revision Application challenging the demand notices issued by the State of Jharkhand regarding alleged violation before the Revisional Authority, Ministry of Coal, Government of India.

Revisional Authority, Hon'ble Coal Tribunal, Ministry of Coal vide order dated 22.01.2018, has stayed the demand notices, till further order. Further, Revisional Authority, Hon'ble Coal Tribunal, Ministry of Coal has directed that no Coercive action shall be taken against the Applicant by the respondents pursuant to the impugned demand notices.

Till date the Stay order issued for the demand notices are continuing.

**4. [A].II. Letter of Credit and Guarantee**

As on 31-03-2021 outstanding Letters of Credit (LoC) is ₹ 183.08 Crore (₹ 22.14 Crore) and Bank Guarantee issued is ₹ 80.95 Crore (₹ 80.21 Crore).

**4. [B] Commitments**

Estimated amount of contracts remaining to be executed on capital account and not provided for:

- The amount remaining to be executed on capital account not provided for is ₹ 1,136.23 Crore (₹ 573.90 Crore).
- The amount remaining to be executed on revenue account not provided for is ₹ 8,553.59 Crore (₹ 6,746.75 Crore).

**A. Provisions**

The position and movement of various provisions as per Ind AS-37, as on are given below:

(₹ in Crore)

Provisions	Opening Balance as on 01-04-2020	Addition during the year	Write back/ Adj./Paid during the year	Unwinding of Discount	Closing Balance as on 31-03-2021
<b>Note 3:- Property, Plant and Equipments :</b>					
Depreciation & Impairment of Assets	1,755.93	480.53	(5.13)	-	2,241.59
<b>Note 4:- Capital Work in Progress :</b>					
Against CWIP	11.68	13.23	6.09	-	18.82
<b>Note 5:- Exploration And Evaluation Assets :</b>					
Provision and Impairment :	-	-	-	-	-
<b>Note 6:- Other Intangible Assets :</b>					
Depreciation & Impairment of Assets	-	0.42	-	-	0.42
<b>Note 8:- Loans :</b>					
Other Loans :	-	-	-	-	-
<b>Note 9:- Other Financial Assets:</b>					
Other Deposits and Receivables	21.07	-	-	-	21.07
Security Deposit for utilities	-	-	-	-	-
Claims & other receivables	5.81	0.16	-	-	5.97
<b>Note 10:- Other Non-Current Assets:</b>					
Capital Advance	1.48	-	-	-	1.48
Security Deposit for utilities	1.52	-	-	-	1.52
Other Deposits and Advances	0.13	-	-	-	0.13
<b>Note 11:- Other Current Assets :</b>					
Advances for Revenue	0.02	-	-	-	0.02
Advance payment of statutory dues	-	-	-	-	-
Other Advances and Deposits to Employees	1.89	-	-	-	1.89
<b>Note 12: Inventories</b>					
Stock of Coal	0.37	-	-	-	0.37
Stock of stores & spares	46.34	1.20	4.19	-	43.35
Seized Coal	0.96	-	0.02	-	0.94
Workshop Jobs	0.11	-	0.10	-	0.01
<b>Note 13:-Trade Receivables :</b>					
Provision for bad & doubtful debts	383.16	26.20	39.55	-	369.81
<b>Note 21 :- Non-Current &amp; Current Provision :</b>					
Gratuity	320.56	288.76	-	-	609.32



(₹ in Crore)

Provisions	Opening Balance as on 01-04-2020	Addition during the year	Write back/ Adj./Paid during the year	Unwinding of Discount	Closing Balance as on 31-03-2021
Leave Encashment	202.38	130.05	-	-	332.43
Ex- Gratia	365.68	11.46	-	-	377.14
Performance Related Pay	183.62	-	55.34	-	128.28
Other Employee Benefits	247.46	11.36	-	-	258.82
Site Restoration/Mine Closure	674.41	15.82	32.52	47.32	705.03
Stripping Activity Adjustment	2,741.29	1.27	-	-	2,742.56
Others	183.61	207.19	-	-	390.80

**B. Preference Shares Capital**

Authorised Preference Share Capital

	31-03-2021	31-03-2020
21000000 6% Non Convertible Cumulative, Redeemable Preference Shares of ₹ 1000/- each	2,100.00	2,100.00

CIL Board in its 310th Board Meeting held on 8th November, 2014 accorded its approval to convert the past loan and Current Account Balance of CIL to ECL aggregating to ₹ 2,050.97 Crore to fully paid 6% Cumulative, Non-convertible & Redeemable Preference Shares of face value of ₹ 1,000.00 each which are to be redeemed at the expiry of 7 years from the date of issue and allotment i.e. 26th December, 2014.

In Ind AS compliant Financial Statements ended 31st March, 2017 treatment of Preference Share Capital has been modified as Preference Share Capital (6% Cumulative, Non-convertible & Redeemable) is a Compound Financial Instrument & Declaration of Dividend thereon is at the discretion of the company.

The difference between the value of the above share capital i.e., ₹ 2,050.97 Crore & present value of the same as on 26th December, 2014 at 8% discount rate i.e., ₹ 1,195.36 Crore, amounting to ₹ 855.61 Crore has been considered as Equity portion and has been shown in Other Equity (Note 17) and debt portion of ₹ 1,938.59 Crore (₹ 1,794.99 Crore) along with interest as on 31st March, 2021 has been shown in Non-Current Borrowings (Note 18).

Interest at the discount rate of 8% amounting to ₹ 143.60 Crore (₹ 132.96 Crore for the year ended 31st March, 2020) on the debt portion of Preference Shares for the year ended 31st March, 2021 has been charged to Profit & Loss A/c under the head fair value change in Finance cost (Note 32).

Dividend as at 31st March, 2021 on 6% Non-Convertible Cumulative Redeemable Preference Shares of ₹ 2,050.97 Crore stands at ₹ 769.11 Crore (as at 31st March, 2020 ₹ 646.06 Crore). No Provision has been made for the same as the Company is carrying accumulated losses.

## C. Earnings Per Share

S.L.	Particulars	For the Year Ended	For the Year Ended
		31-03-2021	31-03-2020
i.	Profit/(Loss) after tax (₹ in Crore)	(759.58)	997.65
ii.	Less: Profit attributable to Pref. Shareholder (₹ in Crore)	123.06	123.06
iii.	<b>Net profit after tax attributable to Equity Shareholder (₹ in Crore)</b>	<b>(882.64)</b>	<b>874.59</b>
iv.	Weighted Average no. of Equity Shares Outstanding	2,21,84,500	2,21,84,500
v.	Basic and Diluted Earnings per Share in Rupees (Face value ₹ 1000/- per share) (₹) [ iii ÷ iv ]	(397.86)	394.24

## D. Related Party Disclosures

## (i) Holding &amp; its Subsidiaries

- Coal India Limited (Holding Company)
- Bharat Coaking Coal Limited (BCCL)
- Central Coalfields limited (CCL)
- Western Coalfields Limited (WCL)
- South Eastern Coalfields Limited (SECL)
- Northern Coalfields Limited (NCL)
- Mahanadi Coalfields Limited (MCL)
- Central Mine Planning and Design Institute Limited (CMPDIL)

## (ii) Post Employment Benefit Fund:

- Group Gratuity Cash Accumulation Plan with LIC.
- New Group Gratuity Cash Accumulation Plan with LIC (for employees joining after 01.04.2014).
- New Group Gratuity Cash Accumulation Plan with LIC (for employees joining after 29.06.2020).
- New Group Leave Encashment Scheme with LIC.
- Coal Mines Provident Fund (CMPF).
- Contributory Post-Retirement Medical Scheme for Executive Trust
- CIL Executive Defined Contribution Pension Scheme-2007

## E. (i) Key Managerial Personnel

## Whole time Functional Directors:

- Shri Prem Sagar Mishra Chairman cum-Mg. Director
- Shri Jaiprakash Gupta Director (Technical) P&P
- Shri Vinay Ranjan Director (Personnel)
- Shri B. Veera Reddy Director (Technical) Operations (w.e.f 01.01.2020)
- Shri Gautam Chandra De Director (Finance) (w.e.f 03.03.2020)

## Part-time Official Director:

- Shri Animesh Bharti Economic Adviser, MoC (w.e.f 17.03.2020)
- Shri Sanjiv Soni Director (Finance), CIL (w.e.f 29.10.2019)

## Independent Directors:

- Shri Pravin Kant
- Shri Anil Kumar Ganeriwala

## Company Secretary:

- Shri Rambabu Pathak



(ii) Remuneration of Key Managerial Personnel.

(₹ in Crore)

S.L.	Remuneration to CMD, Whole Time Directors and Company Secretary	For the Year Ended	For the Year Ended
		31-03-2021	31-03-2020
<b>i. Short Term Employee Benefits :</b>			
	Gross Salary	1.68	1.25
	Medical Benefits	-	-
	Perquisites and Other Benefits	0.83	0.70
<b>ii. Post-Employment Benefits :</b>			
	Contribution to P.F. & Other Fund	0.39	0.23
<b>iii. Termination Benefits (Paid at the time of Separation) :</b>			
	Leave Encashment	-	0.04
	Gratuity	-	0.20
<b>Total</b>		<b>2.90</b>	<b>2.42</b>

Note: Besides above, whole time Directors have been allowed to use of cars for private journey upto a ceiling of 1000 KMs on payment of ₹ 2,000/- per month as per service conditions.

(iii) Payment to Independent Directors

(₹ in Crore)

S.L.	Payment to Independent Directors	For the Year Ended	For the Year Ended
		31-03-2021	31-03-2020
i.	Sitting Fees	0.11	0.10

(iv) Balances Outstanding with Key Management Personnel

(₹ in Crore)

S.L.	Payment to Independent Directors	For the Year Ended	For the Year Ended
		31-03-2021	31-03-2020
i.	Amount Payable	-	-
ii.	Amount Receivable	-	-

(v) Related Party Transactions within Group:

Nature of transactions with CIL are Apex charges, R&D expenses, Rehabilitation Expenses, Subsidy, EDC Loan repayment, and Employees related expenses through current account. As per Ind AS 24, following are the disclosures regarding nature and amount of significant transactions.

(₹ in Crore)

Name of Related Parties	Loan to Related Parties	Loan from Related Parties	Other Services				Current Account Balance (Payable)/ Receivable	Outstanding Balances (Payables)/ Receivables
			Apex Charges	Rehab. Charges	Interest on Funds parked with CIL	IICM Charges		
CIL	-	-	45.03	25.23	-	1.55	(201.87)	-
CMPDIL	-	-	-	-	-	-	-	(52.48)

**vi. Entities under the control of the same government:**

The Company is a Central Public Sector Undertaking (CPSU) controlled by Central Government by holding majority of shares of holding company. The Company being a Government entity is exempt from the general disclosure requirements in relation to related party transactions and outstanding balances with the controlling Government and another entity under same Government. The following transactions have been entered at arm's length price with entities under the control of the same Government.

Name of Entity	Transaction	31-03-2021	31-03-2020
NTPC	Sale of Coal	4,326.57	5,834.09

**F. Segment Reporting:**

The Company is primarily engaged in a single segment business of production and sale of Coal. The income from interest and other income is less than 10% of the total revenue; hence no separate segment is recognized for the same.

**G. DISCLOSURE AS PER IND AS 115 REVENUE FROM CONTRACT WITH CUSTOMERS**
**Disaggregated revenue information:**

(₹ in Crore)

Types of goods or service	31-03-2021	31-03-2020
• Coal	10,256.39	12,823.74
• Others	-	-
<b>Total revenue from contract with customers</b>	<b>10,256.39</b>	<b>12,823.74</b>

Types of customers	31-03-2021	31-03-2020
• Power sector	7,920.37	11,008.86
• Non-Power Sector	2,336.02	1,814.88
• Others or Services (CMPDIL)	-	-
<b>Total revenue from contract with customers</b>	<b>10,256.39</b>	<b>12,823.74</b>

Types of contract	31-03-2021	31-03-2020
• FSA	7,954.65	10,229.25
• E-Auction	2,284.10	2,362.37
• Others	17.64	232.12
<b>Total revenue from contract with customers</b>	<b>10,256.39</b>	<b>12,823.74</b>

Timing of goods or service	31-03-2021	31-03-2020
• Goods transferred at a point in time	-	-
• Goods transferred over time	10,256.39	12,823.74
• Services transferred at a point in time	-	-
• Services transferred over time	-	-
<b>Total revenue from contracts with customers</b>	<b>10,256.39</b>	<b>12,823.74</b>

Contract balances:	31-03-2021	31-03-2020
Trade receivables (Refer Note 13)	4,423.53	3,316.46
Contract assets	-	-
Contract liabilities (Refer Note 23)	1,275.59	778.79
Revenue recognised out of Contract Liabilities at beginning of reporting period	-	-



Contract balances:	31-03-2021	31-03-2020
Revenue recognised out of Performance obligation performed during previous year	-	-

#### H. Fund under Master Plan

The Company receives fund under Master Plan for dealing with rehabilitation of persons dwelling in coal bearing affected area of the Company leasehold. Asansol Durgapur Development Authority (ADDA) is the implementing agency for rehabilitation of persons dwelling in non-ECL houses, for which the Company acts as a nodal agency. Fund received as nodal agency is advanced to ADDA and such Advance (shown under Other Advance in Note-11) as well as the relevant Fund, both are adjusted on the basis of utilization statement submitted by ADDA. There is an unutilized fund of ₹ 11.44 Crore as on 31st March, 2021 (as on 31st March, 2020 ₹ 204.35 Crore) awaiting utilization certificate from ADDA for their adjustment.

(₹ in Crore)

Particulars	As at 31-03-2021	As at 31-03-2020
Opening balance of Unutilized Fund	204.35	217.05
Add: Fund Received during the year	-	150.00
Less: Utilization /adjustment during the year	192.91	162.70
Closing balance of Unutilized Fund	11.44	204.35

#### I. Insurance and escalation claims

Insurance and escalation claims are accounted for on the basis of admission/ final settlement.

#### J. Provisions made in the Accounts

Provisions made in the accounts against slow moving/non-moving /obsolete stores, claims receivable, advances, doubtful debts etc. are considered adequate to cover possible losses.

#### K. Current Assets, Loans and Advances etc.

In the opinion of the Management, assets other than fixed assets and non-current investments have a value on realisation in the ordinary course of business at least equal to the amount at which they are stated.

#### L. Current Liabilities

Estimated liability has been provided where actual liability could not be measured.

#### M. Balance Confirmations

Balance confirmation/reconciliation is carried out for cash & bank balances, certain loans & advances, long term liabilities and current liabilities. Provision is made against doubtful unconfirmed balances.

**N.** An amount of ₹ 20.44 Crore has been recognized as Subsidy Receivable on account of Stowing Subsidy for the period 01-04-2017 to 30-06-2017 during 2017-18. As per the minutes of 82nd Coal Conservation & Development Advisory Committee (CCDAC) meeting, "Additional Secretary (Coal) clarified that after role out of GST from 01-07-2017, the Cess (SED - Stowing Excise Duty) previously imposed on coal has been subsumed with GST. It is decided that claim for stowing and also for stabilization with stowing will not be considered with effect from 01-04-2017."

Thus, the reversal of above subsidy receivable of ₹ 20.44 Crore has been charged in Note 35 (Other Expenses).

**O.** An amount of ₹ 8.00 Crore was paid as advance for restoration of power supply to Dishergarh Power Supply Corporation Limited (presently India Power Corporation Limited) as per the direction of Hon'ble High Court, Calcutta in A.S.T. No.- 617 of 2011, dated 26.08.2011. Further an adhoc advance amount of ₹ 3.96 Crore was paid to IPCL in view of disconnection notice served by them which is pending in appeal proceedings before the Hon'ble Ombudsman, WBERC. The said amount has been shown under Note 11 - Other Current Assets.

An amount of ₹ 39.19 Crore. has been paid as security deposit for Power Bill to IPCL as per the direction of Hon'ble High Court, Calcutta in A.S.T. No. 1904/2011, dated: 21.12.2011. The said amount has been shown under Note 10 – Other Non Current Assets.

The above matter was pending before Arbitrator appointed by Hon'ble Supreme Court for resolution of dispute. Arbitrator vide his order dated 15th February, 2021 has given the decision that as the issue raised is subject matter of a Writ Petition pending in Calcutta High Court, therefore, the issue cannot be decided in present Arbitration.

The company has taken initiative for filing an appeal before Hon'ble High Court, Delhi, (The Appellate jurisdiction) in respect of the above matter.

#### P. Impact of COVID-19:

The company is taking continuous measures to combat the adverse impact of COVID-19 and has implemented manifold measures for ease of doing business. The company has considered the possible effects that may arise due to pandemic in the preparation of the financial statements including the recoverability of carrying amounts of financial and non-financial assets as on 31st March, 2021. The company will continue to closely monitor any material changes arising out of future economic conditions and the resultant impact on its business.

#### Q. Recent pronouncements:

On March 24, 2021, the Ministry of Corporate Affairs (MCA) through a notification, amended Schedule III of the Companies Act, 2013. The amendment revised Division I, II & III of Schedule III and are applicable from 1st April, 2021. The company is evaluating the effect of the amendments on its financial statements.

#### R. Significant accounting policy

Significant Accounting Policies (Note-2) are suitably modified / re-drafted over previous period, as found necessary to elucidate the accounting policies adopted by the Company in accordance with Indian Accounting Standards (Ind ASs) notified by Ministry of Corporate Affairs (MCA) under the Companies (Indian Accounting Standards) Rules, 2015.

#### S. CSR Expenditure:

##### i. Activity wise breakup of CSR Expenses

(₹ in Crore)

Description of CSR activities	For the Year Ended 31-03-2021	For the Year Ended 31-03-2020
Eradicating hunger, poverty and malnutrition; making available safe drinking water & promoting healthcare	3.45	2.75
Promoting education, including special education and employment enhancing vocation skills	4.88	4.20
Gender equality and measures for reducing inequalities faced by socially and economically backward groups	0.08	0.11
Environmental sustainability	2.13	1.30
Benefit of armed forces veterans, war widows and their dependents	-	0.11
Rural development projects & others	0.82	2.80
Disaster management, including relief, rehabilitation and reconstruction activities	0.08	-
Administrative overhead	0.12	0.21
<b>Total</b>	<b>11.56</b>	<b>11.48</b>

##### ii. CSR Expenditure Break-up

(₹ in Crore)

Particulars	For the Year Ended 31-03-2021	For the Year Ended 31-03-2020
a. Amount Required to be spent during the year	8.84	-
b. Amount approved by the Board to be spent during the year	16.46	17.86
c. Amount spent during the year on:		
i. Construction/Acquisition of any asset	1.68	1.55
ii. on purposes other than (i) above	9.88	9.93



## iii. Unspent amount Other than Ongoing Project [Section 135(5)]

(₹ in Crore)

	Opening Balance as on 01-04-2020	Amount deposited in Specified Fund of Sch. VII within 6 months	Amount required to be spent during the year	Amount spent during the year	Closing Balance as on 31-03-2021
Unspent amount Other than ongoing Project	-	-	-	-	-

## iv. Excess amount spent [Section 135(5)]

(₹ in Crore)

Year-wise Details	Opening Balance as on 01-04-2020	Amount required to be spent during the year	Amount spent during the year	Closing Balance as on 31-03-2021
2020-2021	-	8.84	11.56	-
<b>Total</b>	-	<b>8.84</b>	<b>11.56</b>	-

## v. Ongoing Project [Section 135(6)]

(₹ in Crore)

Year-wise Details	Opening Balance as on 01-04-2020		Amount required to be spent during the year	Amount spent during the year		Closing Balance as on 31-03-2020	
	With Company	In Separate CSR Unspent A/C		From Company's bank A/C	From Separate CSR Unspent A/C	With Company	In Separate CSR Unspent A/C
2020-2021	-	-	7.91	7.91	-	-	-
<b>Total</b>	-	-	<b>7.91</b>	<b>7.91</b>	-	-	-

## T. Others

- The company estimates its normal operating cycle to be of twelve (12) months.
- Previous year's figures have been restated as per Ind AS and regrouped and rearranged wherever considered necessary.
- Previous year's figures in Note No. 3 to 38 are in brackets.
- Note 1 and 2 represents Corporate information and Significant Accounting Policies respectively, Note 3 to 23 form part of the Balance Sheet as at 31st March 2021 and 24 to 37 form part of Statement of Profit & Loss for the year ended 31st March, 2021. Note-38 provides Additional Notes to the Financial Statements.

**(RAMBABU PATHAK)**

Company Secretary

**(S.K. SOMANI)**

HOD (Finance)

**(GAUTAM CHANDRA DE)**Director (Finance)  
DIN-08725907**(PREM SAGAR MISHRA)**Chairman-cum-Managing Director  
DIN- 07379202

Date: 28-05-2021

Place: Sanctoria/Kolkata

As per our report annexed  
FOR G.P. AGRAWAL & CO.  
Chartered Accountants  
F.R. No.302082E**CA Rakesh Kumar Singh**

Partner

Membership No. 066421





**Eastern Coalfields Limited**  
(A subsidiary of Coal India Limited)

CMD'S office, Sanctoria

Post : Dishergarh

Dist : Paschim Bardhaman

Pin : 713333, West Bengal

**[www.easterncol.nic.in](http://www.easterncol.nic.in)**